



HELICOPTERS
Service

Tools & Ground Support Equipment

H175 family

January 2018

Introduction

Dear Customers,

With the aim of continuously improving its services, Airbus Helicopters is pleased to present you its new Tools & Ground Support Equipment commercial catalog.

This catalog intends to illustrate the suite of Tools and Ground Support Equipment and associated services that Airbus Helicopters offers to support your fleet operations. To facilitate its use, this document has been customized per Helicopter family.

It is structured to assist the search of a Tool or Ground Support Equipment (GSE): either by ATA classification or by Tool Family. We trust this catalog will efficiently support you in your daily maintenance operations and planning. Should you need any further information, please contact your key account manager.



Thank you for your continued confidence in our services.
Airbus Helicopters



Airbus Helicopters has set more than 25 subsidiaries all around the world who are committed to offer you, locally, the full range of Airbus Helicopters products as well as the best support and services you need in four daily operations whether it may be related to spare parts, repair and overhaul services, technical assistance, maintenance or training.



ROMANIA

RUSSIA

Airbus Helicopters Vostok LLC

REPUBLIC OF KAZAKHSTAN

JAPAN

Airbus Helicopters Japan, Co Ltd

REPUBLIC OF KOREA

Airbus Helicopters Korea

CHINA

CHINA

COHC GAMEC

PHILIPINES

Airbus Helicopters Philippines
Incorporation

INDIA

MALAYSIA

Airbus Helicopters Malaysia Sdn Bhd

SINGAPORE

Airbus Helicopters Southeast Asia Pte Ltd

KINGDOM OF SAUDI ARABIA

INDONESIA

Pt Airbus Helicopters Indonesia

SOUTH AFRICA

Airbus Helicopters Southern Africa Pty Ltd

AUSTRALIA

Airbus Group Australia
pacific

NEW-ZEALAND

Airbus Group Australia Pacific NZ

User Guide

In order to get the most out of this catalog, you can locate a tool or Ground Support Equipment by ATA chapter or by tool family.

First by ATA chapter...



ATA

REFERENCE

DESIGNATION

PAGE

...Or by tool family

Our tool families

	Towing, mooring and immobilization tools
	Protections and covers, blanking for maintenance
	Portable cranes, slings, jacks and accessories
	Stands, platforms, jigs and trolleys
	Infrastructure
	Containers and Cases
	Safety and security equipment
	Extractors, guides and calibrated wrenches
	Testing, measurement and maintenance tools, benches
	Services and maintenance benches
	IT Devices
	Miscellaneous



Please note that depending on the catalog version, all the tool families may not be necessarily applicable.

How to read the product page

Back to table of contents

Perforable creels, slings, jacks and accessories
H17E

Hosting and Jack Accessories <

DESCRIPTION
Accessories necessary to reference list of applicability

REFERENCE	PHOTO	DESCRIPTION	CU1 2016	JA	LAB	WEIGHT	MAX LOAD	TYPE APPLICABILITY
1271400000000		Compatible with all existing cranes. Dimensions: 1000x1000x1000	01	01-10	NA	1000	1000000	NC 24
1271400000000		Maximum height: 2.5m and 3.5m. Capacity: 1000kg	01	01-10	NA	1000	1000000	NC 24
1271400000000		For jacking and supporting of the structure. Full range of threaded steel (1000mm to 2000mm). Material: carbon steel (S235).	01	01-10	NA	1000	1000000	NC 24
1271400000000		For lifting and supporting of the structure. Full range of threaded steel (1000mm to 2000mm). Material: carbon steel (S235).	01	01-10	NA	1000	1000000	NC 24
1271400000000		For landing gear support. Full range of threaded steel (1000mm to 2000mm). Material: carbon steel (S235).	01	01-10	NA	1000	1000000	NC 24
1271400000000		For blowdown of the structure. Full range of threaded steel (1000mm to 2000mm). Material: carbon steel (S235).	01	01-10	NA	1000	1000000	NC 24

- Tool Family
- Helicopter Family
- Tool Sub-Family

Sections and covers, blanking for maintenance
H17E

Flexible Blanking <

DESCRIPTION
Blanking for maintenance

REF	PHOTO	DESCRIPTION	CU1 2016	JA	LAB	WEIGHT	MAX LOAD	TYPE APPLICABILITY
1271400000000		Blanking panel for maintenance.	01	01-10	NA	1000	1000000	NC 24
1271400000000		Blanking panel for maintenance.	01	01-10	NA	1000	1000000	NC 24
1271400000000		Blanking panel for maintenance.	01	01-10	NA	1000	1000000	NC 24
1271400000000		Blanking panel for maintenance.	01	01-10	NA	1000	1000000	NC 24
1271400000000		Blanking panel for maintenance.	01	01-10	NA	1000	1000000	NC 24
1271400000000		Blanking panel for maintenance.	01	01-10	NA	1000	1000000	NC 24



Reference

Important note

This document is a commercial catalog and cannot substitute the Aircraft Technical Publication. As an example, the Aircraft applicability is given for indication only. It is the responsibility of the user of this catalog to check which Tools or Ground Support Equipment are compatible with the operated Aircraft (prerequisites, airworthiness requirements...).

The pictures displayed in this catalog are not contractual.

Airbus Helicopters reserves the right to make configuration and data changes at any time without prior notice. The data and figures contained in this document are expressed in good faith and do not constitute any offer or contract with Airbus Helicopters.

For any information, please contact your key account manager or send an email to Airbus Helicopters Marketing department:

marketing.helicopters@airbus.com

Table of contents

TOOLS & GSE by ATA 9

TOOLS & GSE description

Towing, mooring and immobilization tools

Tow bars	23
Mooring rings	24
Tow lines	25
Blade folding and Immobilization tools	26

Protections and covers, blanking for maintenance

Helicopter/Fuselage covers	29
Fenestron/Window/Cabin covers	30
Blade covers (aft/fwd)	31
Air blanking	32
Tail Gear Box covers	33
Blade caps	34
Pitot and static blanking	35
Flexible blanking	36
Rigid blanking	37
Metallic blanking	39

Portable cranes, slings, jacks and accessories

Blade slings	41
Hoisting	42
Cable/Strap hoisting	43
Jacks	44
Hoisting and Jack accessories	45
Hoisting covers	46

Stands, platforms, jigs and trolleys

Servicing trolleys	49
Support and Servicing assy	50
Trolleys for transport	53
Ladders	54
Access ramps	55

Infrastructure

Mobile shelters	57
Rinsing structure	58

Containers and Cases

Wooden cases for blade	61
Cases for Main/Tail Rotor Head/Main/Tail Gear Box	62

Safety and security equipment

Safety harnesses	65
------------------	----

Extractors, guides and calibrated wrenches

Simple extracting or installing tools	67
Complex/Calibrated extracting or installing tools	71

Testing, measurement and maintenance tools, benches

Connectors, cables, electrical and IT adaptors	73
Cutoff boxes	74
Air Data Test Sets	75
Electrical test cases	76
Endoscopes	78
Vibrations adjustment tools	79
Alignment and Levelling tools	80
Software loading benches	81
Fluids test cases (hydraulic, cooling, fuel, etc)	82
Fluids test accessories	83
Flight Control adjustment	84
Miscellaneous complex/calibrated mechanical tools	85
Miscellaneous/simple mechanical tools	87
Engine test sets	89

Services and maintenance benches

Ground Power Units and starters, battery chargers	91
Hydraulic benches, air cooling and accessories	92

IT Devices

Software	95
Fleet Management System (Soft & Hard)	96

Miscellaneous

Electrical toolbox or kits	99
Standard handtools or miscellaneous	100

Specific handtools or miscellaneous	102
Other miscellaneous	104

TOOLS & GSE Services 107

Standard Conditions of Sale 111





©photo Anthony PECCHI

TOOLS & GSE

by ATA



ATA	REFERENCE	DESIGNATION	PAGE
-	On Request	Cutoff Box	74
00-10	703A96000002	Documents Bag	104
05-50	M055V5000102	Maintenance Ladder	54
05-50	M055V5000103	Maintenance ladder	54
07-00	RCH-123	Hydraulic Jack	44
07-00	703A91030500	Jacking Pad	45
07-10	M071V1020102	Lifting Shim	44
07-10	703A91031500	Telescopic Hydraulic Jack	44
08-00	703A94000321	Gradienter	80
10-00	AB SH-1310	AERO-BULLE	57
10-00	M104V2004101	On-Board Stowing Bag	104
10-09	M091U1001102	Guiding Bar	23
10-10	M091V1000102	Towing Cable	25
13-00	703A97687000	Loading Tool Kit with CMA9000 capability	81
13-00	703A97687100	Loading Tool Kit without CMA9000 capability	81
13-00	703A97687400	Maintenance Ground Software	95
13-90	M139V9000101	Safety Harness	65
14-00	703A91070100	Ramp Extension Chock	55
18-00	S00-624	Accelerotester and Calibration Kit	79
18-00	703a94320001	Steady Control	79
18-10	703A94326900	Vibratory Measures Software	95
20-09	M092U1000104	Towing Bar	23
20-10	M104V2001101	Heavy Weather Main Blades Tie Down Kit	34
20-10	M102V2003101	Heavy Weather Mooring Kit	24
20-10	M104V2000102	Main Rotor Blades Tie Down Kit	34
21-00	410K04	Air Conditioning Filling Bench	82
21-00	M210V6001101	Air Conditioning System Blanks	82
21-10	M210V1000102	Air Conditioning System Compressor Support	51
21-40	EASYTEC	Belt Tension Measurement Tool	77



ATA	REFERENCE	DESIGNATION	PAGE
21-40	M214V7001101	P3 tightness tool	57
21-40	M210V4000103	Pulley Compressor Rigging Kit	88
21-90	ACS-DIAG-EC	Air Conditioning Diagnostic Test	82
22-03	M223V7001101	Automatic Flight Control System Actuator Test	84
22-03	M326V7001101	Landing Gear Sensor Tool	76
22-10	M221V7001101	Yaw Trim Clutch/Declutch Device	76
24-00	GB4520V4	Alternating Current/Direct Current Mobile Power Supply	91
24-00	KA2016PSPS	Portable Starter Power Supply	91
24-00	GB45/20V04	Power Supply Bench	91
24-00	KA2010	Super Master Charger	91
24-00	15017800	Wics Direct Current Charger and Power Supply	91
24-30	M243V5000101	+28V DC Power Supply Adaptor	73
24-30	M243V2000102	Direct Current Starter Generator Ventilation Cover	32
24-50	M243V5002101	Adaptation External Power Unit/Batteries	77
25-00	M259V1001103	Cargo sling support	49
25-00	332A91827103	Dual Hoist Sling	43
25-00	M250V5000101	Smacsonic Application Wheel	103
25-00	703A97674101	Vision 1000 User Kit	81
25-40	M254V7001101	Emergency Floatation System Cartridge Tester	77
25-40	M254V7002101	Emergency Floatation System Tester	76
25-40	M254V7004101	Hoist Cartridge Tester	76
25-40	M254V7003102	Water Immersion Sensor Test	102
25-60	KANNAD1201570E	Distress Beacon Programming	81
25-60	M256V7001103	Emergency Handle Load Tester	76
25-70	500210-000003	Appareo Flight Data Analyzer	95
25-90	M259V1003101	Anti-crash Foam Guiding Pin	68
25-90	M259V3000103	Rescue hoist nut wrench	102
25-90	M259V7001101	Sling Cartridge Tester Support	77
25-90	M259V7002101	Sling System Tester	76



ATA	REFERENCE	DESIGNATION	PAGE
26-00	M262V3000101	Extinguishing Bottle Support	50
26-00	703A97670801	Fire Cartridge Squib Adaptor	77
26-20	M262V7001101	Extinguishing Circuit Tester	76
28-20	M285V5003101	Fuel bleeding with support	88
28-50	M281V5000101	CO2 Inerting Cap	37
28-50	M285U5002102	Fuel Bleeding Pipe Support	82
28-50	M285V5004102	Fuel Drainage Flexible Hose	82
28-50	M281V5003101	Fuel Intercom Exchange	70
29-00	703A94751105	Electrical Hydraulic Bench	92
29-00	703A94751106	Electrical Hydraulic Bench	92
29-00	HLA7841	Hydraulic & Gaz Maintenance Kit	92
29-00	703A94751103	Hydraulic Bench	92
29-00	703A94751104	Hydraulic Bench	92
29-00	703A95050002	Hydraulic Tank Drainage Pipe	83
29-00	M291V6000101	Main Pump Blank	38
29-00	M291V3003101	Return Filters By-Pass	82
29-00	M290V4001103	Servo-Control Non Binding Test	85
30-00	M304V2000101	Wiper Locking Pins	104
30-00	M083V1000101	Weighting Kit	44
31-00	703A97635800	Cockpit Voice and Flight Data Recorder Downloading Tool	81
32-00	703A91031600	Landing Gear Jack	44
32-00	M323U3007103	Main Landing Gear Shock -Absorber Holding Tool	87
32-00	M323U3006103	Nose Landing Gear Pins Extractor	70
32-10	M321V7001101	Flight/Ground Simulator	76
32-30	M324U3009101	High Property Landing Gear Wheel Exchange	67
32-30	M323V3000101	Nose Landing Gear Shock Absorber Holding Tool	88
32-30	M324U3010101	Standard Landing Gear Wheel Replacement Device	100
32-33	M323V4001101	Landing Gear Actuator	77
32-40	M323V4002102	Brake Torque Check Tool	85



ATA	REFERENCE	DESIGNATION	PAGE
32-40	M324U3011102	Main Landing Gear Trailing Arm Restriction Tool	100
33-10	M331V4001101	Cockpit Lighting Harmonization System	73
33-50	M334V4002101	Anti-Colision Light Control	87
34-00	EC175612	Anemo-Barometric Connection	75
34-00	M341V2001102	Pitot Ports Blanks	35
34-10	ADTS542F9063	Air Data Test System for pitot probe	75
34-10	LAVERSAB6200	Pressure Generator	75
34-10	703A92020505	Static Port Blanking Cap	35
34-20	M348V1000201	Quick Disconnect Weather Radar	100
34-20	M261V6000101	Temperature Probe Blanks	36
45-10	703-A-KCVFDR00	Cockpit Voice & Flight Data Recorder L3com/Honeywell Kit	96
45-11	703A97683400	Professionnal Ground Station Software	95
46-01	X467P41S0400	Airbus Helicopters Data Loader V4	95
53-10	M531V2000101	Cockpit Cover	30
53-50	M533V5000101	Cabin Deck Handle	102
53-50	M535V1002101	Tail Boom Sling	42
53-50	M535V1000102	Tail Boom Transportation	53
56-00	LT415	Locking Strip Tool	100
60-00	VISIOBOX371200	Multi-purpose Borescope	78
62-00	69000402600	Blade Protection	34
62-00	M621A1002101 S6975	Flange Bonding Tool	104
62-00	M621A1001101 S7583	Main Rotor Blades Silk Screen Kit	104
62-00	97300341A11004000	Main Rotor Blades Trolley	49
62-00	19152-332A-11-0024-02	Stainless Steel Scraper	100
62-00	094A040010062701	Tab Riveting Tool	102
62-00	69000402701	Tabs Bonding Tool	104
62-00	M622V1014101	Top Fairing Sling	43
62-00	95023160S1110000	Trestle	50
62-00	M621A1001101 S5330	Wide tabs folding tools	100



ATA	REFERENCE	DESIGNATION	PAGE
62-10	M621A1001101 S4120	Cutting Template	88
62-10	M621A1031102 S8770	Dummy Sleeve Kit	86
62-10	M621A1001101 S4113	Location of Polyurethane Butt-Cover Template	103
62-10	M621V1006101	Main Rotor Blades Sling	41
62-10	M621V2001101	Main Rotor Blades Socks Set	34
62-10	M621U5001102	Main Rotor Blades Tapping Tools	102
62-10	703A94113001	Main Rotor Blades Trim Tab	88
62-10	M621V1011101	One-Blade Case	61
62-10	695010000000	Tabs Bonding Tool	105
62-10	703A94-1130-01	Tabs Folding Tool	103
62-10	M621V1007102	Two blades case	61
62-10	M621V1007101	Two-blades Case	61
62-10	M622V5000101	Upper Stop Distancing Tool	87
62-10	S6970 M621A1002101	Wide Tab Bonding Tool	87
62-10	S6900 M621A1002101	Wide Tab Removal Tool	87
62-20	M622U3001101	Conical Bushing Exchange	67
62-20	M622U3002801	Conical Installation Tool	69
62-20	M623V1008101	Main Rotor Head Case	62
62-20	M622V2001101	Main Rotor Head Cover	29
62-20	M622V4008101	Main Rotor Head Damper Setting Tool	84
62-20	M622U1102102	Main Rotor Head Support	50
62-30	M623V4001101	Pitch rod lenght ajustement tool	86
62-30	M623U4003102	Pitch Rod Length Tool	86
62-30	M623V1010101	Swashplate Case	62
62-30	M623V3005101	Swashplate Immobilizer	87
62-30	M623U1002102	Swashplate Sling	43
62-30	M623U1001102	Swashplate Support	51
62-50	M625V3000102	Centering Cage Exchange	68
62-50	M625V1000102	Main Gear Box/Main Rotor Mast Interface	42



ATA	REFERENCE	DESIGNATION	PAGE
62-50	M625V1005101	Main Rotor Head/Main Rotor Mast or Main Gear Box Case	63
62-50	M625V1004102	Main Rotor Head/Main Rotor Mast Support	51
62-50	M625V6000102	Main Rotor Mast Blanks Set	38
62-50	M625V3003102	Main Rotor Mast Guiding Pins	67
62-50	M625V1003102	Main Rotor Mast Reversal Device	42
62-50	M625V1001102	Main Rotor Mast Support	50
62-50	M625V2002101	Main Rotor Mast Upper Blank	38
62-50	M625V3001101	Mast Bearing Extractor	71
62-50	M625V3002101	Mast Bearing Hoisting Tool	71
62-50	M625V1002102	Mast Case	62
62-50	M625V3006101	Mast Nut Exchange	68
62-50	M625V3004101	Upper Housing Seal Extractor	71
63-00	332A93420900	Brake Pad Gauge	85
63-00	M631V3027101	Torlon Bush Exchange	69
63-20	M632V1003102	Accessory Module Sling	43
63-20	M632V3015103	Alternator seal exchange	67
63-20	M632V3021103	Cooling compressor pulley nut exchange	68
63-20	M632V3016103	Cooling compressor pulley seal exchange	67
63-20	M632V3026102	Declutch key	102
63-20	M632V3003102	Driving pin extractor	68
63-20	M632V3011101	Endoscopic Plug Exchange	70
63-20	M632V3018101	Engine Arm Protection	37
63-20	M631V3025101	Engine Torque Tube Protection	37
63-20	M632V6015101	Epicycloidal Module Blanks Set	38
63-20	M632V1007101	Epicycloidal Module Case	62
63-20	M632V1002102	Epicycloidal Module Sling	43
63-20	M632V1008101	Epicycloidal Module Support	51
63-20	M632V3004103	Fan Flange Lock Nut Exchange	69
63-20	M632V3005101	Fan Flange Seal Exchange	69



ATA	REFERENCE	DESIGNATION	PAGE
63-20	M632V3010101	Hydraulic Pump Seal Exchange	69
63-20	M632V3006103	Input flange nut exchange	67
63-20	M632V3009104	Input flange seal exchange	67
63-20	M632V6013102	Input Module Blanks Set	37
63-20	M632V1011101	Input Module Case	62
63-20	M632V1004102	Input Module Sling	43
63-20	M632V1012102	Input Module Support	51
63-20	M632V6012102	Left Accessory Module Blanks	37
63-20	M632V1016101	Left Accessory Module Case	63
63-20	M632V1010101	Left Accessory Module Support	52
63-20	M632V6000101	Main Gear Box & Main Rotor Head Case	62
63-20	M632V6009102	Main Gear Box Accessory Blanks Set	37
63-20	M632V6023101	Main Gear Box Aerotransport Blank	39
63-20	M632V3001102	Main Gear Box Bar Replacement Set	42
63-20	M632V1001101	Main Gear Box Hositing Device	46
63-20	M632V1005102	Main Gear Box or Main Rotor Mast/Main Rotor Head Support	51
63-20	M632V1017102	Main Gear Box Support	51
63-20	M632V6010102	Main Module Blanks Set	37
63-20	M632V1000102	Main Module Sling	43
63-20	M632V4001102	NR Sensor Rigging	71
63-20	M632V5000102	Oil Drainage Flexible Hose	83
63-20	M632V3007103	Output flange nut exchange	68
63-20	M632V6011102	Right Accessory Module Blanks Set	38
63-20	M632V1009101	Right Accessory Module Case	62
63-20	M632V1014101	Right Accessory Module Support	51
63-20	M632V4000102	Rotor Brake Rigging Shim	85
63-20	M632V3023102	Servo-Control Axle Exchange	69
63-20	M632V3013101	Servo-Control Fittings Nut Guide	68
63-20	M632V3014102	Servo-Control Stay	103



ATA	REFERENCE	DESIGNATION	PAGE
63-20	M632V4002101	Splines Check	89
63-20	M632V3024102	Spring Crush Tool	88
63-20	M632V3019102	Torque Wrench Kit	71
63-30	M633V3002102	Elastomeric Bearings Bolt Exchange	69
63-30	M633V3000102	Main Gear Box Pins Exchange	69
64-00	703A94001504	Optical View Finder	80
64-00	094A0400100-69101	Plexiglas Scraper	100
64-00	69013130S111003500	Spatula	104
64-00	M650U4000101	Tail Drive Line Alignment Check	69
64-00	M641A1001102 S6961	Tail Rotor Blade Anti-Fretting Fabric Bonding Tool	102
64-00	M641A1001102 S9711	Tail Rotor Blades Repair Support	52
64-00	M641V8003101	Tail Rotor Blades Silk Screen kit	104
64-00	929000490201	Temperature Controller	99
64-10	M641V1001101	Tail Rotor Blades Case	61
64-10	M641A1001101 S6961	Tail Rotor Blades Locking Stop Replacement Tool	85
64-10	M641V2000101	Tail Rotor Blades Socks Set	31
64-10	M641V1000101	Tail Rotor Blades Support	50
64-20	M642V2002103	Tail Rotor Blades Flapping Stop Shim	26
64-20	M642V3000101	Tail Rotor Blades Safety Pin	101
64-20	M642V2001101	Tail Rotor Head Cover	30
64-20	M642V5000102	Tail Rotor Head Damper Stay	87
64-20	M642V5001101	Tail Rotor Head Pitch Rod Stay	103
65-00	M651N3009102	Bearing Support Seal Exchange	67
65-10	M651V3000102	Front Shaft Protector	103
65-10	M651V3001101	Shaft-Absorber Socket Extractor	68
65-10	M651V1003102	Shafts Support	87
65-20	M652N1601102	Control Rod Protection Tool	37
65-20	M652V1002101	Tail Gear Box Case	63
65-20	M652V2000101	Tail Gear Box Cover	33



ATA	REFERENCE	DESIGNATION	PAGE
65-20	M652V1000101	Tail Gear Box Sling	42
65-20	M652V1004102	Tail Gear Box Support	51
65-20	M652V3002102	Tgb input seal exchange	68
65-30	M653V1003101	Intermediate Gear Box Case	62
65-30	M653V2001101	Intermediate Gear Box Cover	36
65-30	M653V1005101	Intermediate Gear Box Support	50
65-30	M653V3005101	Lock Nut Washer & Flange Exchange	70
67-00	M670U4008102	Flight Control System Rods Length Adjustment	85
67-00	M670V4004101	Rotor adjusting tool	80
67-00	M672V4010103	Tail Rotor Blades Angle Measurement	86
67-00	M673V4001101	Tail servo-control Torque Wrench	102
67-10	M671V2000101	Flight Control Rod Protection	39
67-30	332A93369420	Castellated Nut Key	100
67-30	703A94000000	Clearances Analyze Device	85
67-70	703A97670500	Cartridge Test Case	77
71-10	M711V1000101	Cowling Sling	43
71-10	M711V1000103	Cowling sling	42
71-20	M712V6000101	Engine Air Intakes Blanks	36
71-20	M712V2001101	Engine Air Intakes Blanks	36
71-20	M712V2002102	Engine Compartment Air Intake Cover	36
71-20	M712V2000102	Environmental Control System Inlet Cover	36
72-00	M720V6000102	Engine Blank	39
72-00	DH5345	Engine washing device	58
72-10	M721U7107104	Engine Moving Parts Support	50
72-10	M721V1001101	Engine Sling	42
72-10	M721V1002101	Engine Support	49
78-20	M782V2000101	Engine Exhaust Cover	36
93-00	GG-001-01	FLIR removal support	50





©photo Patrick PENNA

TOOLS & GSE



DESCRIPTION

Towing, mooring and immobilization tools



**DESCRIPTION**

Rigid bars designed and adapted to perform towing operations.


REFERENCE	FEATURES	O / I LEVEL	ATA	LABEL	WEIGHT	SIZE	TYPE APPLICABILITY
M092U1000104 Towing Bar	 Towing load: 22.5 KN Swerving load: 2500 N.M Traction speed: ~10Km/h Thrust speed: < 5Km/h	0	20-09	CE	36 (kg)	3,7 x 0,2 x 0,7 (m)	EC175
M091U1001102 Guiding Bar	 Consists of 2 parts: 1 guiding handle and 1 wheel fork Material: Steel	0	10-09		14 (kg)	3 x 0,7 x 0,6 (m)	EC175



Mooring rings <

DESCRIPTION

Devices enabling to secure helicopter to any permanent structure (boat, off shore platform, etc).


REFERENCE	FEATURES	O / I LEVEL	ATA	LABEL	WEIGHT	SIZE	TYPE APPLICABILITY
M102V2003101 Heavy Weather Mooring Kit	 <p>Device to moor the helicopter when it is parked outside under heavy weather conditions Metallic ring and hoisting fittings</p>	0	20-10		3 (kg)	0,5 x 0,4 x 1,2 (m)	EC175



Tow lines <

DESCRIPTION

Devices required to tow the helicopter into the transport aircraft. The device is attached to hardpoints on both sides of the helicopter.

REFERENCE	FEATURES	O / I LEVEL	ATA	LABEL	WEIGHT	SIZE	TYPE APPLICABILITY
M091V1000102 Towing Cable	 <p>Conceived for Antonov 124 boarding</p> <p>1 welded beam with 4 cable slings</p> <p>Maximum Working Load: 1235 (Kg)</p>	0	10-10	CE	45 (kg)	1,2 x 2,1 x 0,1 (m)	EC175



Blade folding and Immobilization tools <

DESCRIPTION

Devices necessary to maintain blades in folded up configuration or more generally to immobilize the helicopter when it is parked or moored on ground or navy exploitation.

REFERENCE	FEATURES	O / I LEVEL	ATA	LABEL	WEIGHT	SIZE	TYPE APPLICABILITY
M642V2002103 Tail Rotor Blades Flapping Stop Shim	Conceived for bad weather Including 3 pairs of shims (upper and lower) Material: rylsan Fixation with elastic tapes on each side Pennant fixed on the rope Included in on-board Kit	0	64-20		1 (kg)	0,1 x 0,1 x 0,05 (m)	EC175



Protections and covers,
blanking for maintenance






Helicopter/Fuselage covers <

DESCRIPTION

Devices designed to cover and protect the helicopter and fuselage against bad weather conditions or for transport.



REFERENCE		FEATURES	O / I LEVEL	ATA	LABEL	WEIGHT	SIZE	TYPE APPLICABILITY
M622V2001101 Main Rotor Head Cover		Device to secure the Main Rotor Head when helicopter is parked on the ground Can be used in all weather conditions (sun beam, rain, snow, ice)	0	62-20		1,5 (kg)	Diameter 1,7 x 1 (m)	EC175



Fenestron/Window/Cabin covers <

DESCRIPTION

Devices designed to cover and protect fenestron, windows and/or cabin against bad weather conditions or for transport.


REFERENCE	FEATURES	O / I LEVEL	ATA	LABEL	WEIGHT	SIZE	TYPE APPLICABILITY
M642V2001101 Tail Rotor Head Cover	 <p>Conceived for all weather conditions (sun beam, rain, snow, ice...) or for a long time mooring Including 1 canvas Velcro strips fixation Red flag on the top</p>	0	64-20		0,1 (kg)	Diameter 0,5 x 0,2 (m)	EC175
M531V2000101 Cockpit Cover	 <p>Protection for the windshield Fixation on the airframe</p>	0	53-10		4 (kg)	2,5 x 2,5 x 2 (m)	EC175



Blade covers (aft/fwd) <


DESCRIPTION

Devices designed to cover and protect blades against bad weather conditions or for transport.

REFERENCE	FEATURES	O / I LEVEL	ATA	LABEL	WEIGHT	SIZE	TYPE APPLICABILITY
M641V2000101 Tail Rotor Blades Socks Set	 <p>Conceived for icy conditions or for long time mooring Including 3 socks Easy installation and fixation Holes with wire mesh for air circulation Red flag sewed at the tip</p>	0	64-10		0,4 (kg)	1 x 0,1 x 0,5 (m)	EC175

**DESCRIPTION**

Protections designed for nozzle, turbine and air inlet to prevent against Foreign Object Damages such as sand, dust, snow, etc.


REFERENCE	FEATURES	O / I LEVEL	ATA	LABEL	WEIGHT	SIZE	TYPE APPLICABILITY
M243V2000102 Direct Current Starter Generator Ventilation Cover	 Triangular cloth fixed on the rear cowling Included in on-board Kit	I	24-30		0,5 (kg)	0,6 x 0,4 x 0,5 (m)	EC175



Tail Gear Box covers <

DESCRIPTION

Devices designed to cover and protect Tail Gear Box against Foreign Object Damages such as sand, dust, snow, etc.

REFERENCE	FEATURES	O / I LEVEL	ATA	LABEL	WEIGHT	SIZE	TYPE APPLICABILITY
M652V2000101 Tail Gear Box Cover	 <p>Cover used to protect the Tail Gear Box fairing when the helicopter is parked Compatible with the Tail Gear Box cowling</p>	0	65-20		0,1 (kg)	0,1 x 0,0,3 x 0,03 (m)	EC175



Blade caps <

DESCRIPTION

Devices enabling to immobilize blades and protect wingtip.



REFERENCE		FEATURES	O / I LEVEL	ATA	LABEL	WEIGHT	SIZE	TYPE APPLICABILITY
M104V2000102 Main Rotor Blades Tie Down Kit		<p>Device to secure Main Rotor Blades from turning</p> <p>Conceived for wind up to 65 Kts</p> <p>Including: 5 fabric removable caps and 1 retractable pole</p> <p>Surface contacting with blades made in soft material</p> <p>Security flag on each cap</p> <p>Included in on-board Kit</p>	0	20-10		5,9 (kg)	0,7 x 0,5 x 0,5 (m)	EC175
M621V2001101 Main Rotor Blades Socks Set		<p>Conceived to protect the Main Rotor Blades</p> <p>5 socks (1 for each blade)</p>	0	62-10		7 (kg)	6,8 x 0,5 x 0,1 (m)	EC175
69000402600 Blade Protection		<p>Device to protect blade skin during miling of the tab</p> <p>Steel material</p>	I	62-00		1,04 (kg)	0,1 x 0,06 x 0,05 (m)	AS332, AS350, AS355, AS365, AS365, AS366, AS532, AS550, AS555, AS565, EC120, EC130, EC155, EC175, EC225, EC725, GAZELLE, NH90, SA330, SA360
M104V2001101 Heavy Weather Main Blades Tie Down Kit		<p>Device to secure Main Rotor Blades from turning</p> <p>Conceived for wind up to 80 Kts and over 65 Kts</p> <p>Includes 5 fabric removable caps and 1 retractable pole</p> <p>Surface contacting with blades is made of soft material</p> <p>Security flag on each cap</p>	0	20-10		5,9 (kg)	0,7 x 0,0,6 x 0,5 (m)	EC175



Pitot and static blanking <

DESCRIPTION

Devices designed to protect pitot against Foreign Object Damages such as sand, dust, snow, etc.

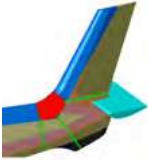


REFERENCE		FEATURES	O / I LEVEL	ATA	LABEL	WEIGHT	SIZE	TYPE APPLICABILITY
703A92020505 Static Port Blanking Cap		Including: 3 blanking caps Material: Teflon Equipped with pennant Included in on-board kit	0	34-10		0,1 (kg)	0,6 x 0,003 x 0,01 (m)	AS365, AS565, EC155, EC175, EC225, EC725
M341V2001102 Pitot Ports Blanks		Including: 1 blank for left side 2 blanks for right side Composed of red Kevlar cloth equipped with pennant Included in on-board Kit	0	34-00		0,1 (kg)	Diameter 0,01 x 0,07 (m)	EC175



Flexible blanking <

DESCRIPTION

Flexible protections used to cover some parts of the helicopter and prevent against shock. It is easy to handle and is adapted to specific parts.

REFERENCE		FEATURES	O / I LEVEL	ATA	LABEL	WEIGHT	SIZE	TYPE APPLICABILITY
M712V2002102 Engine Compartment Air Intake Cover		Kit including: 4 covers (2 large and 2 small) to protect the engine compartment when the helicopter is parked outside Included in on-board tool kit	0	71-20		0,1 (kg)	0,1 x 0,1 x 0,03 (m)	EC175
M653V2001101 Intermediate Gear Box Cover		Device to protect the Intermediate Gear Box when the helicopter is parked Included in on-board kit Compatible with the Intermediate Gear Box cowling	0	65-30		0,6 (kg)	0,6 x 0,5 x 0,3 (m)	EC175
M712V2000102 Environmental Control System Inlet Cover		Rectangular cover to protect the front cowling Conceived for mooring outside on the ground Included in on-board Kit	0	71-20		0,2 (kg)	0,3 x 0,3 x 0,02 (m)	EC175
M712V2001101 Engine Air Intakes Blanks		Kit including: 2 blanks for right and left engine air intakes Included in on-board tool kit	0	71-20		2 (kg)	0,4 x 0,3 x 0,3 (m)	EC175
M712V6000101 Engine Air Intakes Blanks		Kit including: 2 blanks for right and left engine air intakes Conceived for second part of air intake removal	0	71-20		0,3 (kg)	0,4 x 0,3 x 0,03 (m)	EC175
M261V6000101 Temperature Probe Blanks		Device to avoid any damages on the temperature probe Including 2 blanks: 1 for right side 1 for left side	I	34-20		1 (kg)	0,2 x 0,1 x 0,1 (m)	EC175
M782V2000101 Engine Exhaust Cover		Kit including: 2 covers for right and left engine air exhaust Included in on-board tool kit	0	78-20		0,3 (kg)	0,4 x 0,3 x 0,03 (m)	EC175



Rigid blanking <

DESCRIPTION

Rigid protections used to cover some parts of the helicopter and prevent against Foreign Object Damages such as sand, dust, snow, shock, etc.

REFERENCE	FEATURES	O / I LEVEL	ATA	LABEL	WEIGHT	SIZE	TYPE APPLICABILITY
M632V6012102 Left Accessory Module Blanks	 Including: plugs, 1 compressor blank, 1 undog clutch blank, 1 hydraulic pump blank, 1 lubrication pump blank, 1 fan blank, lateral housing and alternator blank	I	63-20		1,7 (kg)	0,4 x 0,4 x 0,2 (m)	EC175
M652N1601102 Control Rod Protection Tool	 Device used to prevent damaging on the control rod and ingress of foreign object into the Tail Gear Box Plastic Material	I	65-20		1,1 (kg)	0,3 x 0,1 x 0,2 (m)	EC175
M632V6009102 Main Gear Box Accessory Blanks Set	 Set of blanking including: plugs, 1 conical housing blank, inputs blanks, accessories blanks, 1 hydraulic pump blank and 1 alternator blank May be screwed	I	63-20		4 (kg)	0,5 x 0,5 x 0,2 (m)	EC175
M632V6013102 Input Module Blanks Set	 Set including forward and backward input blanks to protect the module when it is removed	I	63-20		1,5 (kg)	0,4 x 0,2 x 0,1 (m)	EC175
M632V3018101 Engine Arm Protection	 Device used to protect the engine arm when the torque tube is removed Consists of 2 blanking caps Stored in a suitcase	O	63-20		2,1 (kg)	0,5 x 0,3 x 0,1 (m)	EC175
M631V3025101 Engine Torque Tube Protection	 Protection for engine torque tube when the engine is removed	O	63-20		0,6 (kg)	0,2 x 0,2 x 0,07 (m)	EC175
M632V6010102 Main Module Blanks Set	 Set of blanking including: plugs, 1 epicycloidal blank, inputs blanks, accessories blanks and 1 main pump blank May be screwed using main module and plastic attachments	I	63-20		20 (kg)	0,5 x 0,5 x 0,2 (m)	EC175
M281V5000101 CO2 Inerting Cap	 Cap used to fill the tank with CO2 in order to dissipate fuel gases before doing maintenance tasks Movement of push and turn Interface allowing connection on the CO2 system	O	28-50		2 (kg)	0,5 x 0,3 x 0,1 (m)	AS332, AS350, AS355, AS365, AS366, AS532, AS550, AS555, AS565, EC120, EC130, EC155, EC175, EC225, SA330, TIGRE



Rigid blanking <




REFERENCE		FEATURES	O / I LEVEL	ATA	LABEL	WEIGHT	SIZE	TYPE APPLICABILITY
M632V6015101 Epicycloidal Module Blanks Set		Device including top and bottom blank	I	63-20		5 (kg)	0,5 x 0,5 x 0,04 (m)	EC175
M632V6011102 Right Accessory Module Blanks Set		Including: plugs, 1 compressor blank, 1 right lateral housing blank, 1 hydraulic pump blank and 1 alternator blank May be screwed using main module attachments	I	63-20		1 (kg)	0,4 x 0,4 x 0,1 (m)	EC175
M625V6000102 Main Rotor Mast Blanks Set		Consists of 2 plastic blanks placed on the top and on the bottom of the Main Rotor Mast Including an elastic wire	I	62-50		2 (kg)	1,2 x 0,2 x 0,2 (m)	EC175
M291V6000101 Main Pump Blank		Device to protect the main pump opening when it is removed Blank may be screwed using main pump attachments	I	29-00		0,3 (kg)	0,1 x 0,1 x 0,1 (m)	EC175
M625V2002101 Main Rotor Mast Upper Blank		Device used when the top fairing and upper stop support are removed Stored into a suitcase	I	62-50		0,3 (kg)	0,1 x 0,1 x 0,02 (m)	EC175



Metallic blanking <

DESCRIPTION

Metallic protections used to cover some parts of the helicopter and prevent against Foreign Object Damages such as sand, dust, snow, shock, etc.

REFERENCE	FEATURES	O / I LEVEL	ATA	LABEL	WEIGHT	SIZE	TYPE APPLICABILITY
M671V2000101 Flight Control Rod Protection 	Metal Sheet protection with rubber pads to protect the flight control rod during maintenance operations on the upper-deck	I	67-10		0,9 (kg)	0,7 x 0,07 x 0,05 (m)	EC175
M632V6023101 Main Gear Box Aerotransport Blank 	Device for the Main Gear Box when Main Rotor Head is removed Conceived for transportation Stored into a suitcase including: 1 tool to remove the lower axle and 1 thimble to mount the upper axle	I	63-20		9,5 (kg)	Diameter 0,4 x 0,07 (m)	EC175
M720V6000102 Engine Blank 	Consists of aluminium sheet to blank off engine air intakes during upper plenum removal	I	72-00		3,5 (kg)	0,7 x 0,3 x 0,3 (m)	EC175

Portable cranes, slings,
jacks and accessories






Blade slings <

DESCRIPTION



Devices enabling to remove or install blade easily. The device can be incorporated into a hoisting sling kit.

REFERENCE	FEATURES	O / I LEVEL	ATA	LABEL	WEIGHT	SIZE	TYPE APPLICABILITY
M621V1006101 Main Rotor Blades Sling	 <p>Coupled to the crane by a head ring Tool closes automatically under the weight of the blade</p>	I	62-10	CE	7,5 (kg)	0,5 x 0,2 x 0,4 (m)	EC175



DESCRIPTION

Equipment enabling to hoist different parts of the helicopter to accomplish maintenance tasks.



REFERENCE		FEATURES	O / I LEVEL	ATA	LABEL	WEIGHT	SIZE	TYPE APPLICABILITY
M652V1000101 Tail Gear Box Sling		Including: 2 straps and 1 hoisting ring	I	65-20	CE	2 (kg)	0,5 x 0,1 x 0,7 (m)	EC175
M721V1001101 Engine Sling		Device used for removal or installation of the engine and its moving device Typical interface	I	72-10	CE	12 (kg)	0,8 x 0,3 x 0,6 (m)	EC175
M711V1000103 Cowling sling		Sling composed of 3 chains including devices to shorten quickly the chain length, rigging screws to adjust precisely the length of each chain and a protection on chain to avoid damaging helicopter parts.	I	71-10	CE	12,8 (kg)	1,85 x 0,3 x 0,3 (m)	EC175
M625V1003102 Main Rotor Mast Reversal Device		Device to reverse the Main Rotor Mast safely with a rotation axle Enabling to lock the rotation in specific position Maximum working load: 80 kg	I	62-50	CE	10 (Kg)	0,7 x 0,2 x 1,3 (m)	EC175
M535V1002101 Tail Boom Sling		3 hoisting configurations possible	I	53-50	CE	21 (kg)	1,8 x 0,7 x 2,1 (m)	EC175
M632V3001102 Main Gear Box Bar Replacement Set		Set of 4 bars (2 front & 2 rear) Consists of metallic bar equipped with special cap Maximum working Load: 1991 kg Maximum proof test Load: 2987 kg	I	63-20	CE	7 (kg)	Diameter 0,06 x 1,1 (m)	EC175
M625V1000102 Main Gear Box/Main Rotor Mast Interface		Used for replacement of the Main Gear Box Maximum Working Load: 660 Kg	I	62-50	CE	21 (kg)	0,5 x 3,3 x 0,1 (m)	EC175



Cable/Strap hoisting <

DESCRIPTION

Equipment enabling to hoist different parts of the helicopter to accomplish maintenance tasks.

REFERENCE	FEATURES	O / I LEVEL	ATA	LABEL	WEIGHT	SIZE	TYPE APPLICABILITY
M711V1000101 Cowling Sling 	Device to hoist the front or the rear cowling Including: 3 cables and 3 shackles Maximum Working Load: 85 kg	I	71-10	CE	2,3 (kg)	1,8 x 0,1 x 0,1 (m)	AS350, AS355, AS365, AS366, AS532, AS550, AS555, AS565, EC120, EC130, EC155, EC175, EC725
M632V1002102 Epicycloidal Module Sling 	Device for epicycloidal module installation or removal Using hoisting rings	I	63-20	CE	2,5 (kg)	0,5 x 0,2 x 0,2 (m)	EC175
M632V1003102 Accessory Module Sling 	Maximum Working Load: 27 (kg)	I	63-20	CE	1 (kg)	1,4 x 0,1 x 0,1 (m)	EC175
M632V1004102 Input Module Sling 	Maximum Working Load: 33 kg	I	63-20	CE	2 (kg)	0,6 x 0,08 x 0,03 (m)	EC175
332A91827103 Dual Hoist Sling 	Device used to conduct installation or removal of complete hoist assembly Maximum working load: 180 kg Consists of central hoisting beam with 2 straps and a quick link	I	25-00	CE	4 (kg)	1,2 x 0,04 x 0,5 (m)	AS332, AS532, EC175, EC225, EC725
M632V1000102 Main Module Sling 	Device used for main module installation or removal when epicycloidal module is removed Maximum Working Load: 200 kg	I	63-20	CE	5 (kg)	0,5 x 0,5 x 0,7 (m)	EC175
M623U1002102 Swashplate Sling 	Including: 3 sewed belts, 3 quick-release pins, 1 ring, 3 joints Maximum Working Load: 50 Kg	I	62-30	CE	2,3 (kg)	0,1 x 0,1 x 0,1 (m)	EC175
M622V1014101 Top Fairing Sling 	Device used to lift the top fairing and upper stops Including 3 straps	I	62-00	CE	3 (kg)	2,2 x 0,02 x 0,005 (m)	EC175



DESCRIPTION

Equipment enabling to lift the helicopter for different maintenance tasks such as landing gear operations, weighing, etc.


REFERENCE		FEATURES	O / I LEVEL	ATA	LABEL	WEIGHT	SIZE	TYPE APPLICABILITY
M071V1020102 Lifting Shim		Conceived for lifting or weighting operations Aluminium stand	0	07-10		4 (kg)	0,3 x 0,3 x 0,3 (m)	EC175
M083V1000101 Weighting Kit		Kit including all items necessary to weight the whole helicopter Maximum Working Load: 4305 Kg	0	30-ao	CE	4 (kg)	1,5 x 0,9 x 0,9 (m)	EC175
RCH-123 Hydraulic Jack		Device to hoist helicopter parts Maximum working load: 12 t	0 & I	07-00				ALOUETTE 2, ALOUETTE 3, AS332, AS350, AS355, AS365, AS366, AS532, AS550, AS555, AS565, EC120, EC130, EC155, EC175, EC225, EC725, GAZELLE, NH90, SA330, SA360, SUPER-FRELON, TIGRE
703A91031600 Landing Gear Jack		Minimum Height: 165 mm Maximum Height: 500 mm Maximum working load: 5 000 Kg	0	32-00	CE	25 (kg)	0,4 x 0,1 x 0,2 (m)	AS332, AS365, AS366, AS532, AS565, EC155, EC175, EC225, EC725, SA330, SA360, SUPER-FRELON, TIGRE
703A91031500 Telescopic Hydraulic Jack		Device to hoist the whole helicopter Height minimum: 360 mm Height maximum: 1115 mm Maximum working load: 6 t	0 & I	07-10	CE	54 (kg)	0,532 x 0,343 x 0,318 (m)	AS332, AS350, AS355, AS365, AS365, AS366, AS532, AS550, AS555, AS565, EC120, EC130, EC155, EC175, EC225, EC725, GAZELLE, SA330, SUPER-FRELON



Hoisting and Jack accessories <

DESCRIPTION

Accessories complementing the maintenance kit for lifting activities.


REFERENCE	FEATURES	O / I LEVEL	ATA	LABEL	WEIGHT	SIZE	TYPE APPLICABILITY
703A91030500 Jacking Pad	 <p>Device to hoist the helicopter with 3 jacks</p> <p>4 jacking pads required for lifting operation</p> <p>Ball bearing with thread M24 X 150</p> <p>Spherical radius: 12,7</p> <p>Included in on-board Kit</p> <p>Capacity: 4900 daN</p>	O & I	07-00	CE	0,2 (kg)	0,05 x 0,03 x 0,03 (m)	AS332, AS365C, AS532, EC175, EC225, EC725, SA330, SA360




Hoisting covers <

DESCRIPTION

Devices designed to hoist various parts of the helicopter or the whole helicopter.

REFERENCE	FEATURES	O / I LEVEL	ATA	LABEL	WEIGHT	SIZE	TYPE APPLICABILITY
M632V1001101 Main Gear Box Hoisting Device	 <p>Device to hoist Main Gear Box or the whole helicopter Maximum Working Load: 6000 Kg Including hoisting ring</p>	I	63-20	CE	16 (kg)	0,4 x 0,3 x 0,2 (m)	EC175



Stands, platforms,
jigs and trolleys


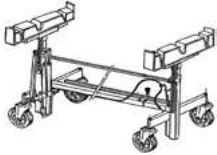





Servicing trolleys <

DESCRIPTION

Devices enabling to move some equipments of the helicopter such as FLIR in order to ensure proper maintenance.









REFERENCE		FEATURES	O / I LEVEL	ATA	LABEL	WEIGHT	SIZE	TYPE APPLICABILITY
M259V1001103 Cargo sling support		It is composed of a scissors elevating device on which an interface plate compatible with the cargo sling beam is added.	0 & I	25-00	CE	61 (kg)	1,1 x 0,8 x 0,6 (m)	EC175
97300341A11004000 Main Rotor Blades Trolley		Device to transport or repair the Main Rotor Blades Conceived for workshop	I	62-00		70 (kg)	4,1 x 1,5 x 1 (m)	EC175
M721V1002101 Engine Support		Metallic support with 4 wheels Handle at the back of the support Transportable by sea, road and/ or rail	0	72-10		56 (kg)	1,5 x 0,6 x 1 (m)	EC175



Support and Servicing assy <




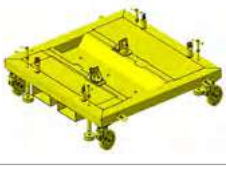





DESCRIPTION

Devices enabling to maintain some parts of the helicopter, in order to ensure proper maintenance.

REFERENCE	FEATURES	O / I LEVEL	ATA	LABEL	WEIGHT	SIZE	TYPE APPLICABILITY
M622U1102102 Main Rotor Head Support	 Weight capacity: 200 Kg 4 wheels and a shock-absorber	I	62-20		85,2(kg)	1,2 x 1,1 x 0,8 (m)	EC175
GG-001-01 FLIR removal support	 This tool is made up of a torque link assembly, a lower frame assembly, a welded upper frame and a cradle as interface assembly. This tool is necessary in order to support the FLIR during its removal.	I	93-00	CE	36 (kg)	1,8 x 0,8 x 0,61 (m)	EC175
95023160S1110000 Trestle	 Device used in order to carry out repairs	I	62-00		5 (kg)	1,3 x 0,4 x 0,9 (m)	EC175
M641V1000101 Tail Rotor Blades Support	 Wooden support 3 vertical places Handles at each side	O	64-10		8,2 (kg)	1 x 0,4 x 0,5 (m)	EC175
M625V1001102 Main Rotor Mast Support	 Metallic stand 3 wheels Handles at each side Conceived to be transportable by sea, air, road and/or rail	I	62-50		67 (kg)	0,8 x 1,3 x 0,7 (m)	EC175
M721U7107104 Engine Moving Parts Support	 Device used to support engine moving parts for power shaft inspection	O	72-10		6,8 (kg)	0,6 x 0,2 x 0,2 (m)	EC175
M653V1005101 Intermediate Gear Box Support	 Device used to support the Intermediate Gear Box during removal or installation operation	I	65-30		6 (kg)	0,5 x 0,4 x 0,3 (m)	EC175
M262V3000101 Extinguishing Bottle Support	 Metallic stand to hold extinguishing bottle during maintenance tasks	O	26-00		5,5 (kg)	0,3 x 0,2 x 0,2 (m)	EC175


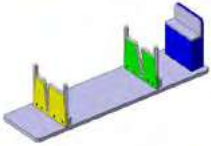


Support and Servicing assy <

REFERENCE		FEATURES	O / I LEVEL	ATA	LABEL	WEIGHT	SIZE	TYPE APPLICABILITY
M623U1001102 Swashplate Support		Surface contacting swashplate is made in rubber Including ring	I	62-30		18 (kg)	0,7 x 0,7 x 0,2 (m)	EC175
M632V1008101 Epicycloidal Module Support		Device used to support the epicycloidal module equipped	I	63-20		38 (kg)	0,8 x 0,8 x 0,3 (m)	EC175
M210V1000102 Air Conditioning System Compressor Support		Device used to maintain the compressor Foam stand To be installed on the cooling Air Conditioning System	I	21-10		0,4 (kg)	0,6 x 0,3 x 0,1 (m)	EC175
M632V1005102 Main Gear Box or Main Rotor Mast/Main Rotor Head Support		Steel stand 4 wheels to transport the Main Gear Box equipped	I	63-20		248 (kg)	1,8 x 1,7 x 0,6 (m)	EC175
M632V1012102 Input Module Support		Metallic stand Typical interface to support the right or left input modules equipped	I	63-20		8 (kg)	0,5 x 0,3 x 0,3 (m)	EC175
M632V1014101 Right Accessory Module Support		Device used to support the right accessory modules equipped Steel stand	I	63-20		10 (kg)	0,4 x 0,3 x 0,2 (m)	EC175
M625V1004102 Main Rotor Head/Main Rotor Mast Support		Consists of welded interface fixed on the Main Gear Box support 4 replacement bars fixed on the upper housing and the Main Gear Box support Conceived to be transportable	I	62-50		80 (kg)	0,8 x 0,5 x 0,4 (m)	EC175
M652V1004102 Tail Gear Box Support		Device used during removal or installation operations	I	65-20		17 (kg)	1,1 x 0,6 x 0,5 (m)	EC175
M632V1017102 Main Gear Box Support		Device used to support the Main Gear Box during operations on suspension or Main Gear Box bars	I	63-20		27 (kg)	0,5 x 0,3 x 0,5 (m)	EC175



Support and Servicing assy <


REFERENCE	FEATURES	O / I LEVEL	ATA	LABEL	WEIGHT	SIZE	TYPE APPLICABILITY
M632V1010101 Left Accessory Module Support	 <p>Aluminium screwed stand Typical interface to support left accessory module equipped</p>	I	63-20		16 (kg)	0,7 x 0,5 x 0,2 (m)	EC175
M641A1001102 S9711 Tail Rotor Blades Repair Support	 <p>Device used to keep blades motionless during maintenance operations Conceived for inspection and repairs</p>	I	64-00		10 (kg)	1,3 x 0,3 x 0,3 (m)	EC175



Trolleys for transport <


DESCRIPTION

Devices enabling to maintain different parts of the helicopter during the shipping (air, sea, road, etc).

REFERENCE	FEATURES	O / I LEVEL	ATA	LABEL	WEIGHT	SIZE	TYPE APPLICABILITY	
M535V1000102 Tail Boom Transportation		Device enabling the transportation in a Boeing 747	I	53-50		145 (kg)	1,1 x 0,7 x 4,5 (m)	EC175

**DESCRIPTION**

Climbing equipment designed to easily access to upper deck, tail boom, horizontal stabiliser and tail rotor pylon.

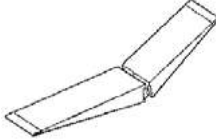
REFERENCE	FEATURES	O / I LEVEL	ATA	LABEL	WEIGHT	SIZE	TYPE APPLICABILITY
M055V5000103 Maintenance ladder	Device used to access to upper deck and tail boom 2 configurations (folded and unfolded) Included in on-board Kit	0	05-50	CE	16,5 (kg)	0,6 x 0,4 x 2,5 (m)	EC175
M055V5000102 Maintenance Ladder	 Device used to access to upper deck and tail boom 2 configurations (folded and unfolded) Included in on-board Kit	0	05-50		15 (kg)	0,6 x 0,4 x 2,5 (m)	EC175



Access ramps <

DESCRIPTION

Equipment conceived to load the helicopter into a cargo compartment for helicopter shipment.

REFERENCE	FEATURES	O / I LEVEL	ATA	LABEL	WEIGHT	SIZE	TYPE APPLICABILITY
703A91070100 Ramp Extension Chock	 <p>Consists of chock articulated in 2 parts Material: Dural Conceived for Antonov boarding</p>		14-00		21 (kg)	2,6 x 0,3 x 0,1 (m)	AS332, AS350, AS355, AS365, AS365, AS366, AS532, AS550, AS555, AS565, EC120, EC155, EC175, EC225, EC725, SA330


Infrastructure





DESCRIPTION

Equipment required to protect the staff and material during maintenance tasks.


REFERENCE	FEATURES	O / I LEVEL	ATA	LABEL	WEIGHT	SIZE	TYPE APPLICABILITY
M214V7001101 P3 tighness tool	It is a tool to test P3 circuit air tighness by injecting azote gas under pressure. It is composed by a suitcase to control pressure injected in the system and control the different valve of the P3 circuit.	I	21-40		15 (kg)	0,6 x 0,5 x 0,38 (m)	EC175
AB SH-1310 AERO-BULLE	 <p>AERO-BULLE is a mobile shelter having a quick and easily transferable installation protecting helicopter and/or materials. This complete solution consists of a galvanized steel structure covered with polyester fabric coated with PVC.</p> <p>Options: air conditioning, heating, electrical opening and lighting</p>	I	10-00			l:18,6 x w:13,2 x h:4,6 (m)	AS350, EC120, EC135, EC145, EC175, EC635, H135, H145, H145M



Rinsing structure <

DESCRIPTION

Devices enabling to clean both the exterior helicopter and turbine engines.

REFERENCE	FEATURES	O / I LEVEL	ATA	LABEL	WEIGHT	SIZE	TYPE APPLICABILITY
DH5345 Engine washing device	 <p>Perform the washing of engine compressor and engine turbine</p> <p>The washing device should allow to perform the washing:</p> <ul style="list-style-type: none">•of engines compressors,•of engines turbines	0	72-00	CE	118 (kg)	0,84 x 0,59 x 1,2 (m)	EC175



Containers and Cases

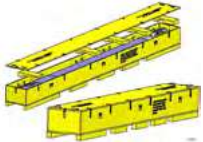
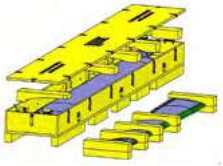

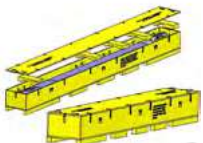




Wooden cases for blade <

DESCRIPTION

Specific cases designed to transport blade safely.









REFERENCE		FEATURES	O / I LEVEL	ATA	LABEL	WEIGHT	SIZE	TYPE APPLICABILITY
M621V1007102 Two blades case		Wooden case 4 carrying handles Protective foams	I	62-10		120 (kg)	6,9 x 0,66 x 0,43 (m)	EC175
M621V1011101 One-Blade Case		Wooden case 2 handles on each side to bring the case and 2 rings on each side for mooring	I	62-10		110 (kg)	6,9 x 0,6 x 0,3 (m)	EC175
M641V1001101 Tail Rotor Blades Case		Wooden case 3 horizontal places Padded device to prevent damaging 2 handles on each side 2 rings on each side for mooring	I	64-10		62 (kg)	2 x 0,5 x 0,6 (m)	EC175
M621V1007101 Two-blades Case		Wooden case 4 carrying handles Protective foams	I	62-10		120 (kg)	7 x 0,6 x 0,4 (m)	EC175



Cases for Main/Tail Rotor Head/Main/Tail Gear Box <

DESCRIPTION

Specific cases designed to store or transport safely the Main Rotor Head, Tail Rotor Head, Main Gear Box, Tail Gear Box etc.

REFERENCE		FEATURES	O / I LEVEL	ATA	LABEL	WEIGHT	SIZE	TYPE APPLICABILITY
M632V1009101 Right Accessory Module Case		Device to store and transport by road, air, rail, road and sea Wooden case Removal panels	I	63-20		39 (kg)	0,7 x 0,4 x 0,5 (m)	EC175
M632V1007101 Epicycloidal Module Case		Device to facilitate the transport of the epicycloidal module Steel support with wooden cover	I	63-20		70 (kg)	1 x 0,9 x 1 (m)	EC175
M632V1011101 Input Module Case		Device used to transport by road, air, rail and sea Wooden case to support the right or left input modules equipped after removal	I	63-20		39 (kg)	0,7 x 0,4 x 0,5 (m)	EC175
M632V6000101 Main Gear Box & Main Rotor Head Case		Device to transport the Main Gear Box and the Main Rotor Head Assy	I	63-20		130 (kg)	1,8 x 1,7 x 2,1 (m)	EC175
M625V1002102 Mast Case		Device to transport the Main Rotor Mast Padded to prevent damage Wooden case Equipped with 2 carrying handles and 2 mooring rings	I	62-50		65 (kg)	1,3 x 0,6 x 0,5 (m)	EC175
M653V1003101 Intermediate Gear Box Case		Device to protect and store the Intermediate Gear Box Wooden case Equipped with 2 carrying handles and 2 rings for mooring	I	65-30		109 (kg)	0,7 x 0,6 x 1 (m)	EC175
M623V1008101 Main Rotor Head Case		Wooden case Equipped with 2 carrying handles and 2 mooring rings	I	62-20		210 (kg)	2 x 2 x 0,8 (m)	EC175
M623V1010101 Swashplate Case		Wooden case Equipped with 2 carrying handles and 2 mooring rings 2 straps to fix the swashplate support in the case	I	62-30		55 (kg)	1,2 x 1,1 x 0,4 (m)	EC175



Cases for Main/Tail Rotor Head/Main/Tail Gear Box <

REFERENCE	FEATURES	O / I LEVEL	ATA	LABEL	WEIGHT	SIZE	TYPE APPLICABILITY
M625V1005101 Main Rotor Head/Main Rotor Mast or Main Gear Box Case	 <p>Device to transport Main Rotor Mast equipped with Main Rotor Head and swashplate or the Main Gear Box and main module Wooden cover Carrying handles and mooring points</p>	I	62-50		130 (kg)	1,7 x 1,7 x 1,8 (m)	EC175
M652V1002101 Tail Gear Box Case	 <p>Wooden case Equipped with 2 carrying handles and 2 mooring rings</p>	I	65-20		109 (kg)	0,7 x 1 x 0,6 (m)	EC175
M632V1016101 Left Accessory Module Case	 <p>Device to store and transport by road, air, rail and sea Wooden case with removables panels</p>	I	63-20		60 (kg)	0,9 x 0,6 x 0,6 (m)	EC175

Safety and security
equipment






Safety harnesses <

DESCRIPTION

Special body equipment enabling technicians to conduct a maintenance task in a secure way.

REFERENCE	FEATURES	O / I LEVEL	ATA	LABEL	WEIGHT	SIZE	TYPE APPLICABILITY
M139V9000101 Safety Harness	 <p>Including: 1 anti-fall system and 1 lyre shaped shackle Rated for up to a 136 kg user Elastic webbing 45mm DuraFlex™ Strength: > 2200 daN D Ring: stainless steel Diameter 7mm Adjustment loop: aluminium alloy 45mm Strength: > 15 KN</p>	0	13-90		1 (kg)	0,3 x 0,2 x 0,2 (m)	EC175

Extractors, guides and
calibrated wrenches

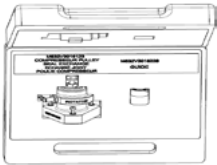











Simple extracting or installing tools <

DESCRIPTION

Simple tools designed to facilitate extraction or installation of various parts of the helicopter.

REFERENCE	FEATURES	O / I LEVEL	ATA	LABEL	WEIGHT	SIZE	TYPE APPLICABILITY
M632V3016103 Cooling compressor pulley seal exchange	 Tools is composed of a device aiming at positioning or remove the compressor seal and a guiding cone to guide the seal when set in position.	I	63-20		1,2 (kg)	0,23 x 0,08 x 0,1 (m)	EC175
M632V3009104 Input flange seal exchange	 The tool is a suitcase composed of 4 tools. Each tool has a specific use and interface; there are: - A seal haffing tool - A seal holder extractor - A seal holder haffing tool - A seal extractor	O	63-20		6 (kg)	0,53 x 0,3 x 0,14 (m)	EC175
M651N3009102 Bearing Support Seal Exchange	 Device used to exchange the dynamic seal on bearing support Stored into a aluminium alloy case	I	65-00		4 (kg)	0,3 x 0,2 x 0,1 (m)	EC175
M324U3009101 High Property Landing Gear Wheel Exchange	 Device used to exchange high property Landing Gear Nut Suitcase including: 1 wheel socket for the Nose Landing Gear and 1 for the Main Landing Gear	O	32-30		5 (kg)	0,2 x 0,2 x 0,1 (m)	EC175
M622U3001101 Conical Bushing Exchange	 Device used to extract the upper conical bushing from the main rotor shaft	O	62-20		2,4 (kg)	0,1 x 0,1 x 0,1 (m)	EC175
M625V3003102 Main Rotor Mast Guiding Pins	 Device used to avoid deterioration of Main Rotor Mast equipped during installation of the conical housing Consists of 3 metallic pins	I	62-50		1,5 (kg)	Diameter 0,4 x 0,01 (m)	EC175
M632V3006103 Input flange nut exchange	 This tool is composed of three tools witch permit to exchange the input flange nut. There are a nut brake haffing tool, a nut brake extractor and a nut key. The parts of these tools are stoked in a suitcase.	I	63-20		2 (kg)	0,17 x 0,17 x 0,11 (m)	EC175
M632V3015103 Alternator seal exchange	 It has a typical interface with the left and the right accessory module to allow a good position during maintenance task. a guiding cone is present to ensure the good positioning of the seal.	I	63-20		2,5 (kg)	0,18 x 0,16 x 0,13 (m)	EC175












Simple extracting or installing tools <

REFERENCE		FEATURES	O / I LEVEL	ATA	LABEL	WEIGHT	SIZE	TYPE APPLICABILITY
M632V3007103 Output flange nut exchange		This tool is composed of a suitcase with three tools inside. These tools permit to remove and set the output flange lock nut. There are a brake nut extractor, a brake nut haffing tool and a nut key.	I	63-20		10,9 (kg)	0,309 x 0,331 x 0,175 (m)	EC175
M632V3013101 Servo-Control Fittings Nut Guide		Consists of 1 shim and 2 straps to maintain the servo-control Including 1 wrench	O	63-20		1,8 (kg)	0,5 x 0,4 x 0,1 (m)	EC175
M652V3002102 Tgb input seal exchange		This is a metallic tool that enables the setting and the removal of the Dynamic Seal of The TGB Input.	I	65-20		7 (kg)	0,55 x 0,46 x 0,18 (m)	EC175
M632V3021103 Cooling compressor pulley nut exchange		This tool is composed of a suitcase with three tools inside. These tools permit to remove and set the cooling compressor pulley lock nut.	I	63-20		2 (kg)	0,13 x 0,13 x 0,11 (m)	EC175
M625V3000102 Centering Cage Exchange		Device used to extract centering cage for the removal or installation of the mast bearings	I	62-50		1 (kg)	0,3 x 0,08 x 0,3 (m)	EC175
M651V3001101 Shaft-Absorber Socket Extractor		Device used to exchange bushing ring damper during the front shaft removal or installation Stored into a suitcase	O	65-10		0,05 (kg)	Diameter 0,02 x 0,1 (m)	EC175
M259V1003101 Anti-crash Foam Guiding Pin		Device used to guide the anti-crash foam during the anti-crash setting Consists of 2 pins in a case	I	25-90		0,9 (kg)	0,3 x 0,3 x 0,04 (m)	EC175
M625V3006101 Mast Nut Exchange		Device to extract the mast nut and protect the mast during exchange	I	62-50		3,6 (kg)	0,2 x 0,2 x 0,02 (m)	EC175
M632V3003102 Driving pin extractor		This tool consisting of a receptacle and screw plus nut. To extract the driving pin.	I+	63-20		0,23 (kg)	0,11 x 0,03 x 0,03 (m)	EC175






Simple extracting or installing tools <

REFERENCE	FEATURES	O / I LEVEL	ATA	LABEL	WEIGHT	SIZE	TYPE APPLICABILITY
M632V3004103 Fan Flange Lock Nut Exchange	 Suitcase including: brake nut extractor, haffing tool and a nut key	0	63-20		4 (kg)	0,5 x 0,4 x 0,08 (m)	EC175
M622U3002801 Conical Installation Tool	 Device used to press the conical into Main Rotor Head	0	62-20		1,6 (kg)	0,2 x 0,2 x 0,08 (m)	EC175
M631V3027101 Torlon Bush Exchange	 Device used to remove or install the Torlon bush Suitcase including guides	I	63-00		0,3(kg)	Diameter 0,5 x 0,7 (m)	EC175
M633V3000102 Main Gear Box Pins Exchange	 Consists of 1 receptacle and 1 threaded rod extractor	I	63-30		1 (kg)	0,3 x 0,3 x 0,06 (m)	EC175
M632V3023102 Servo-Control Axle Exchange	 Suitcase including: 1 removal tool, 1 thimble to mount the upper axle, and 1 tool to remove the lower axle	0	63-20		1,2 (kg)	0,2 x 0,07 x 0,2 (m)	EC175
M650U4000101 Tail Drive Line Alignment Check	 Device used to verify the alignment of Tail Drive Line Consists of sight tube support and targets Stored into a suitcase	I	64-00		4,6 (kg)	0,5 x 0,4 x 0,2 (m)	EC175
M632V3010101 Hydraulic Pump Seal Exchange	 Device used for extraction and haffing of the hydraulic pump seal	0	63-20		1,5 (kg)	0,05 x 0,1 x 0,1 (m)	EC175
M632V3005101 Fan Flange Seal Exchange	 Suitcase including: fan flange seal extractor and haffing tool	0	63-20		2 (kg)	0,2 x 0,2 x 0,04 (m)	EC175
M633V3002102 Elastomeric Bearings Bolt Exchange	 Device used to remove and install the elastomeric bearings bolt Consists of: 1 longitudinal extractor, 1 lateral extractor and 1 thimble	I	63-30		3,6 (kg)	0,3 x 0,3 x 0,08 (m)	EC175



Simple extracting or installing tools <

REFERENCE	FEATURES	O / I LEVEL	ATA	LABEL	WEIGHT	SIZE	TYPE APPLICABILITY
M632V3011101 Endoscopic Plug Exchange 	Device used to remove and install endoscopic plug Interface adapted to the plug geometry	0	63-20		1 (kg)	0,1 x 0,01 x 0,09 (m)	EC175
M281V5003101 Fuel Intercom Exchange 	Suitcases including: 1 tool for tanks assembly and 1 tool for tanks extraction	0	28-50		23 (kg)	0,6 x 0,6 x 0,25 (m)	EC175
M653V3005101 Lock Nut Washer & Flange Exchange 	Device used to exchange the lock nut washer and the flange of the Intermediate Gear Box Suitcase including a labour saving wrench Metallic tool	0	65-30		5 (kg)	0,5 x 0,4 x 0,1 (m)	EC175
M323U3006103 Nose Landing Gear Pins Extractor 	Device used to extract Nose Landing Gear shear pins	0	32-00		6 (kg)	0,3 x 0,3 x 0,1 (m)	EC175



Complex/Calibrated extracting or installing tools <

DESCRIPTION

Elaborated tools designed to facilitate extraction or installation of parts of the helicopter with defined measurement or calibration value.

REFERENCE		FEATURES	O / I LEVEL	ATA	LABEL	WEIGHT	SIZE	TYPE APPLICABILITY
M625V3001101 Mast Bearing Extractor		Device placed on the upper housing helped by a jack screw Metal tooling	I	62-50		15 (kg)	0,6 x 0,3 x 0,3 (m)	EC175
M632V3019102 Torque Wrench Kit		Device used to torque the lateral and longitudinal bearing Including: 1 wrench key, 3 extensions, 2 bihexagonal drives, 1 hexagonal drive, 2 adaptors and 1 shim Stored into a suitcase	I	63-20		4 (kg)	0,6 x 0,5 x 0,1 (m)	EC175
M625V3004101 Upper Housing Seal Extractor		Device used to extract the mast seal of the upper housing	I	62-50		1 (kg)	0,3 x 0,3 x 0,1 (m)	EC175
M625V3002101 Mast Bearing Hafting Tool		Device used to install the mast bearing on the mast Metal tooling	I	62-50		15 (kg)	0,4 x 0,2 x 0,2 (m)	EC175
M632V4001102 NR Sensor Rigging		Device used to adjust the position of the rotor speed sensor (NR Sensor) Stored into a suitcase	I	63-20		2,5 (kg)	0,3 x 0,3 x 0,08 (m)	EC175

Testing, measurement and
maintenance tools, benches







Connectors, cables, electrical and IT adaptors <

DESCRIPTION

Electrical cables and associated interfaces enabling to conduct several kind of tests with flexibility.


REFERENCE	FEATURES	O / I LEVEL	ATA	LABEL	WEIGHT	SIZE	TYPE APPLICABILITY
M331V4001101 Cockpit Lighting Harmonization System	 <p>Including harnesses (>4 m) Stored into a suitcase</p>	0	33-10	CE	10 (kg)	0,5 x 0,3 x 0,2 (m)	EC175
M243V5000101 +28V DC Power Supply Adaptor	 <p>Device enabling other Ground Support Equipment to use helicopter power supply Input voltage: +28V DC Maximum input circuit: 15Amps Maximum output circuit: 15Amps</p>	0	24-30		7,4 (Kg)	0,5 x 0,4 x 0,2 (m)	EC175



Cutoff boxes <

DESCRIPTION

Electrical test equipment enabling to support integration testing, expedite maintenance and to streamline the troubleshooting process on the system and subsystem by simplifying the access to test signals.




REFERENCE	FEATURES	O / I LEVEL	ATA	LABEL	WEIGHT	SIZE	TYPE APPLICABILITY
On Request Cutoff Box	 <p>Cutoff box is used to split an electric multicable line into several compound connectors. It is designed to streamline the wiring system of electronic devices and to simplify troubleshooting problems.</p> <p>It is customized according to Helicopter configuration and customer needs.</p>	O & I	-				ALOUETTE 2, ALOUETTE 3, AS332, AS350, AS355, AS365, AS366, AS532, AS550, AS555, AS565, EC120, EC130, EC135, EC145, EC155, EC175, EC225, EC635, EC725, GAZELLE, H135, H145, H145M, H160, NH90, SA330, SA360, SUPER-FRELON, TIGRE



Air Data Test Sets <

DESCRIPTION

Automated pitot and static testers designed to conduct troubleshooting or functional tests on the helicopter.



REFERENCE	FEATURES	O / I LEVEL	ATA	LABEL	WEIGHT	SIZE	TYPE APPLICABILITY
LAVERSAB6200 Pressure Generator 	Fully automated High-precision control Profiles: 15 profiles with 50 points each Operating temperature: 0°C to 50°C Option: internal 8-hour battery	0	34-10	CE	13 (kg)	0,5 x 0,3 x 0,2 (m)	AS332, AS350, AS355, AS365, AS366, AS532, AS550, AS555, AS565, EC120, EC130, EC155, EC175, EC225, EC725, SA330, SA360
ADTS542F9063 Air Data Test System for pitot probe 	650 kts airspeed and 55,000 ft altitude range –ideal for civilian aircraft pitot static validation Very high accuracy including operating temperature, one year period and control stability Wireless communication with ADTS Touch hand terminal –easy to use, no cables to cockpit	O & I	34-10	CE	14 (kg)	0,3 x 0,32 x 0,42 (m)	AS332, AS350, AS355, AS365, AS366, AS532, AS550, AS555, AS565, EC120, EC130, EC155, EC175, EC225, EC725, SA330, SA360
EC175612 Anemo-Barometric Connection 	Including: 3 identical pitot test adaptors, 3 pitot pre-test probes, Test hose assembly to connect all 3 pitot probes, 2 triple or dual static test adaptors, Test hose assembly to connect all 3 or 2 static ports	0	34-00		10 (kg)	0,6 x 0,5 x 0,2 (m)	EC175



Electrical test cases <

DESCRIPTION

Devices designed for monitoring or generating command and signal.

REFERENCE	FEATURES	O / I LEVEL	ATA	LABEL	WEIGHT	SIZE	TYPE APPLICABILITY
M221V7001101 Yaw Trim Clutch/ Declutch Device	Device to clutch/declutch yaw trim during maintenance process Including: 1 power supply harness, 1 cutoff harness and LED indication	I	22-10		2,5 (kg)	0,4 x 0,2 x 0,2 (m)	EC175
M254V7004101 Hoist Cartridge Tester	 Device used to check the fuse disc of the hoist Including: 1 cable 1 selector	I	25-40		1,8 (kg)	0,3 x 0,3 x 0,09 (m)	EC175
M321V7001101 Flight/Ground Simulator	 Command box equipped with a flight/ground switch Suitcase including 1 box and 1 harness	O	32-10	CE	5 (kg)	0,4 x 0,3 x 0,1 (m)	EC175
M262V7001101 Extinguishing Circuit Tester	 Device used to simulate cartridge shots and pressure level Consists of box with cables	O	26-20	CE	3 (kg)	0,4 x 0,3 x 0,08 (m)	EC175
M256V7001103 Emergency Handle Load Tester	 Device used to simulate the activation of the emergency life raft and enabling to make sure emergency system works only with a 10 DaN load	I	25-60		0,5 (kg)	0,2 x 0,08 x 0,04 (m)	EC175
M254V7002101 Emergency Floatation System Tester	 Device to check the circuit of the emergency floatation system through LED indicators Working voltage: +28V DC Stored into a suitcase	I	25-40		8,2 (kg)	0,5 x 0,4 x 0,2 (m)	EC175
M259V7002101 Sling System Tester	 Device to check the sling system after a removal by simulating cartridge shots Including: 1 box, 1 harness	I	25-90	CE	1,7 (kg)	0,4 x 0,3 x 0,09 (m)	EC175
M326V7001101 Landing Gear Sensor Tool	 Device used to check pressure on landing gear	I	22-03		3 (kg)	0,4 x 0,3 x 0,1 (m)	EC175



Electrical test cases <


REFERENCE	FEATURES	O / I LEVEL	ATA	LABEL	WEIGHT	SIZE	TYPE APPLICABILITY
EASYTEC Belt Tension Measurement Tool	 Measuring range: 10 - 800 Hz Digital sampling error: < 1% Indication error: +/- 1 Hz Total error <5% Operating temperature: +10 - +50	I	21-40		2 (kg)	0,08 x 0,1 x 0,04 (m)	EC175
M254V7001101 Emergency Floatation System Cartridge Tester	 Device to check fuse discs included in each gas bottle Including: 1 connection to link fuse disc to the milliohmmeter 1 selector of the fuse disc resistances in order to measure it one per one Values of the fuse disc resistances = 0,9 to 1,4 Ohms	I	25-40		1,7 (kg)	0,4 x 0,3 x 0,09 (m)	EC175
703A97670801 Fire Cartridge Squib Adaptor	 Device used to measure the impedance of the cartridge Including: electrical cable, switch and specific connectors	O	26-00	CE	0,24 (kg)	0,098 x 0,075 x 0,06 (m)	AS332, AS350, AS355, AS532, AS550, AS555, AS565, EC130, EC175, EC225, EC725
M259V7001101 Sling Cartridge Tester Support	 Device used as support for cartridge test of sling device Including: 1 cartridge selector, 1 interface cable	I	25-90	CE	1 (kg)	0,4 x 0,3 x 0,1 (m)	EC175
M243V5002101 Adaptation External Power Unit/Batteries	 Including: 1 adaptation box to provide +28V Dc power from the External Power Unit, 1 harness of junction from the adaptation box to batteries	O	24-50		4 (kg)	0,8 x 0,6 x 0,3 (m)	EC175
M323V4001101 Landing Gear Actuator	 Including: 1 sling selector, 1 support, 1 Power supply Harness, 1 LGU Harness	I	32-33	CE	1,3 (kg)	0,4 x 0,3 x 0,1 (m)	EC175
703A97670500 Cartridge Test Case	 Device to measure and control squib (5mA maximum) Including: 1 milli-ohmmeter M210 used to measure the impedance of all cartridges and test leads Current measurement: 5 mA Including: 5 standard cells (1,5 Volts. R6), 1 technical document and 1 bag	O & I	67-70	CE	2 (kg)	0,2 x 0,05 x 0,2 (m)	AS332, AS350, AS355, AS365, AS366, AS532, AS550, AS555, AS565, EC120, EC130, EC155, EC175, EC225, EC725, SA330, TIGRE



Endoscopes <

DESCRIPTION

Equipment designed to inspect pipes in the helicopter systems to prevent or identify obstruction or damages.


REFERENCE	FEATURES	O / I LEVEL	ATA	LABEL	WEIGHT	SIZE	TYPE APPLICABILITY
VISIOBOX371200 Multi-purpose Borescope	 <p>Kit enabling inspection of Main Gear Box, Tail Gear Box, Intermediate Gear Box, Engine and Horizontal Stabiliser Probe diameter: 3,7 (mm) Probe length: 1200 (mm) Articulated head: 4x90</p>	0	60-00		5 (kg)	0,4 x 0,5 x 0,2 (m)	AS332, AS365, AS532, AS565, EC175, EC225, EC725



Vibrations adjustment tools <

DESCRIPTION

Equipment designed to lead vibrational balancing for rotor and cabin.


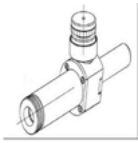

REFERENCE	FEATURES	O / I LEVEL	ATA	LABEL	WEIGHT	SIZE	TYPE APPLICABILITY
S00-624 Accelerotester and Calibration Kit	Device to check sensors of the steady control	O & I	18-00				AS332, AS350, AS355, AS365, AS532, AS550, AS555, AS565, EC120, EC130, EC155, EC175, EC225, EC725, GAZELLE, NH90, SA330, TIGRE
703a94320001 Steady Control	 Device to perform dynamic balancing of rotating main/tail rotors Including: 2 suitcases		18-00	CE	5,8 (kg)	0,258 x 0,113 x 0,086 (m)	AS332, AS350, AS355, AS365, AS366, AS532, AS550, AS555, AS565, EC120, EC130, EC155, EC175, EC225, EC725, GAZELLE, SA330



Alignment and Levelling tools <

DESCRIPTION

Equipment designed to verify structure strain.

REFERENCE		FEATURES	O / I LEVEL	ATA	LABEL	WEIGHT	SIZE	TYPE APPLICABILITY
M670V4004101 Rotor adjusting tool		It is a lot of tools for rotor adjusting.	I	67-00		7 (kg)	0,30 x 0,56 x 0,17 (m)	EC175
703A94001504 Optical View Finder		Device to verify the alignment of Tail Driven Line Optics features: focalisation range = from 0,2 to 200 m / Field of view = > 170 mRad / useful diameter of the objective = > 14 mm Mechanics features: cylinder adapter of 12 mm (-0,006/-0,017) diameter and around 60 mm length	I	64-00		2 (kg)	0,3 x 0,3 x 0,09 (m)	AS332, AS350, AS355, AS365, AS366, AS532, AS550, AS555, AS565, EC130, EC155, EC175, EC225, EC725, SA330
703A94000321 Gradienter		Electronic inclinometer used to level the helicopter and to measure the angle of Main Rotor Head Precision: 3' Measure scope: +/- 45	I	08-00		0,5 (kg)	0,1 x 0,03 x 0,08 (m)	EC175



Software loading benches <

DESCRIPTION

Equipment designed to load specific helicopters systems software.

REFERENCE	FEATURES	O / I LEVEL	ATA	LABEL	WEIGHT	SIZE	TYPE APPLICABILITY
703A97674101 Vision 1000 User Kit 	Flight Data Monitoring used to view in real time, to load parameters on the SD card and download data Computer Minimum System Requirements: Video capabilities: DirectX 9.0 + w Central Processing Unit: Pentium 4 3.2 GHz Memory: 2 GB Available Disk Space: 25 GB Including: 1 ethernet harness with cPc 6ft (1,8m), 1 Vision 1000 software product key, 1 SD card reader, and documentation	0	25-00	CE	0,3 (kg)	0,1 x 0,05 x 0,05 (m)	AS350, EC130, EC175
703A97635800 Cockpit Voice and Flight Data Recorder Downloading Tool 	Device used to download all types of data from Cockpit Voice and Flight Data Recorder Including: 1 helicopter wiring, 1 standard USB cable, 2 CD-ROMs/DVDs with PGS Vision/Analysis, Initialisation files and installation procedure	I	31-00		3 (kg)	0,3 x 0,3 x 0,2 (m)	EC175
KANNAD1201570E Distress Beacon Programming 	Device to program and configure the emergency locator transmitter Suitcase including: PR600 Programming interface module, USB cable (2m)	0	25-60	CE	0,5 (kg)	0,22 x 0,16 x 0,04 (m)	EC175, TIGRE
703A97687000 Loading Tool Kit with CMA9000 capability 	Device used for loading of 4 different calculators: AMC, DMAU, MFD and CMA9000	I	13-00	CE	3 (kg)	0,4 x 0,4 x 0,4 (m)	EC175, EC225, H135H, H145, H145M
703A97687100 Loading Tool Kit without CMA9000 capability 	Device used for loading of 4 different calculators: AMC, DMAU, MFD and CMA9000	I	13-00	CE	3 (kg)	0,5 x 0,4 x 0,2 (m)	EC175, EC225, H135H, H145, H145M



Fluids test cases (hydraulic, cooling, fuel, etc) <

DESCRIPTION

Devices designed to fill, drain, clean and test any helicopter fluid system.



REFERENCE	FEATURES	O / I LEVEL	ATA	LABEL	WEIGHT	SIZE	TYPE APPLICABILITY
M285V5004102 Fuel Drainage Flexible Hose 	Device used to connect fuel tank and fuel drainage truck for pressure drainage	0	28-50		1 (kg)	5 x 0,03 x 0,9 (m)	EC175
M210V6001101 Air Conditioning System Blanks 	Device used to blank off the refrigerant circuit opening when parts are removed Suitcase including all different interfaces for each opening	I	21-00		4,5 (kg)	0,6 x 0,5 x 0,1 (m)	EC175
M291V3003101 Return Filters By-Pass 	Device to verify the good functioning of the by-pass filter Consists of a tube	0	29-00	CE	0,2 (kg)	0,1 x 0,05 x 0,05 (m)	EC175
M285U5002102 Fuel Bleeding Pipe Support 	Including: 1 barrel, 1 support, 1 extend rope	0	28-50		7,5 (kg)	0,4 x 0,2 x 0,2 (m)	EC175
410K04 Air Conditioning Filling Bench 	Device used to drain off or to fill the Air Conditioning System circuit and test it Including: 1 bench with 2 flexible pipes (4.5m), 1 suitcase with spare parts, 1 suitcase with tools for oil injection, 1 suitcase for pressure test, 1 suitcase for gas analysing	I	21-00	CE	98 (kg)	0,5 x 0,3 x 0,1 (m)	AS332, AS350, AS355, AS365, AS366, AS532, AS550, AS555, AS565, EC120, EC130, EC155, EC175, EC225, EC725, SA330
ACS-DIAG-EC Air Conditioning Diagnostic Test 	Including: 1 box, 1 connection cable (3 m), 2 harness high/low pressure sensor, 2 valve adaptation high/low pressure R134a, 1 sensor beam T-HR temperature and air hygrometry (4m), 1 sensor beam TK1-TK2 (8m), 1 sensor beam TK3-TK4 (8m), 1 CD-Rom for installation of AcS-Diag-Ec	I	21-90	CE	0,15 (kg)	0,101 x 0,18 x 0,044 (m)	AS565, EC175, EC225, EC725



Fluids test accessories <

DESCRIPTION

Interface accessories complementing fluid test case to connect bench to the helicopter.


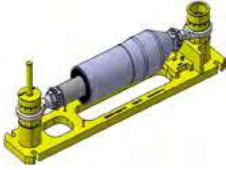
REFERENCE	FEATURES	O / I LEVEL	ATA	LABEL	WEIGHT	SIZE	TYPE APPLICABILITY
M632V5000102 Oil Drainage Flexible Hose	 <p>Device used to drain the Main Gear Box, Tail Gear Box and Intermediate Gear Box</p> <p>Flexible pipe with a special cap</p>	0	63-20		2,1 (kg)	0,4 x 0,4 x 0,1 (m)	EC175
703A95050002 Hydraulic Tank Drainage Pipe	 <p>Device used to drain right and left hydraulic centrals</p> <p>Including: supple pipe, nozzle for self-sealing magnetic plug to perform an oil drainage of the hydraulic system</p>	I	29-00		1 (kg)	0,1 x 0,02 x 0,02 (m)	AS332, AS532, EC175, SA330



Flight Control adjustment <

DESCRIPTION

Equipment designed to set flight control kinematics.







REFERENCE	FEATURES	O / I LEVEL	ATA	LABEL	WEIGHT	SIZE	TYPE APPLICABILITY
M223V7001101 Automatic Flight Control System Actuator Test	 <p>Device used to control SEMA pistons on helicopters and put it in neutral position Kit including: enclosure, harness, documentation, +28VDC Harness and 8cA adaptor</p>	I	22-03		10 (kg)	0,4 x 0,3 x 0,2 (m)	EC175
M622V4008101 Main Rotor Head Damper Setting Tool	 <p>Device for damper length setting Including: 2 pins, 1 pedestal</p>	I	62-20		12,4 (kg)	0,7 x 0,1 x 0,2 (m)	EC175



Miscellaneous complex/calibrated mechanical tools <


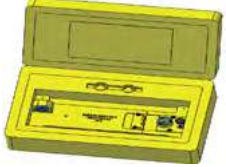


DESCRIPTION

Mechanical tools enabling to conduct verification and adjustment with defined measurement and calibration value.

REFERENCE	FEATURES	O / I LEVEL	ATA	LABEL	WEIGHT	SIZE	TYPE APPLICABILITY
M670U4008102 Flight Control System Rods Length Adjustment	 <p>Conceived for classic and SEMA rods</p> <p>Including:</p> <ul style="list-style-type: none"> 1 aluminium section, 1 two meters long ruler, 1 protractor, 1 fixed and rotation block 	I	67-00		9,6 (kg)	1,7 x 0,1 x 0,2 (m)	EC175
M290V4001103 Servo-Control Non Binding Test	<p>Device to control the non-binding of the main and tail servo-control</p> <p>Including force gauge to ensure the force do not exceed 150N</p>	O	29-00		2 (kg)	0,5 x 0,3 x 0,07 (m)	EC175
M641A1001101 S6961 Tail Rotor Blades Locking Stop Replacement Tool	 <p>Device used to maintain the locking stop in the right position in order to replace it</p>	I	64-10		2,5 (kg)	0,2 x 0,1 x 0,1 (m)	EC175
332A93420900 Brake Pad Gauge	 <p>Device used to verify brake pad wear</p> <p>Equipped with 1 spring</p>	I	63-00		1 (kg)	0,08 x 0,03 x 0,03 (m)	EC175
M323V4002102 Brake Torque Check Tool	 <p>Including: welded rails, stowing belt, screws, rings, washers and weights</p> <p>Capacity: 1300Nm</p>	O	32-40		84 (kg)	2,7 x 0,4 x 0,7 (m)	EC175
703A94000000 Clearances Analyze Device	 <p>Device to control and notice slacks</p> <p>Interpretation: 1/100</p>	O	67-30		1,6 (kg)	0,148 x 0,057 x 0,044 (m)	AS332, AS350, AS355, AS365, AS366, AS532, AS550, AS555, AS565, EC120, EC130, EC155, EC175, EC225, EC725
M632V4000102 Rotor Brake Rigging Shim	 <p>Device used to adjust the position of the rotor brake</p> <p>Consists of 4 shims: 2 for the position and 2 for the rigging</p> <p>Stored into a suite case</p>	I	63-20		0,5 (kg)	0,04 x 0,1 x 0,1 (m)	EC175



Miscellaneous complex/calibrated mechanical tools <




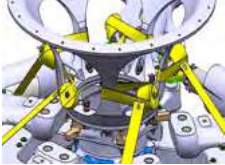




REFERENCE		FEATURES	O / I LEVEL	ATA	LABEL	WEIGHT	SIZE	TYPE APPLICABILITY
M672V4010103 Tail Rotor Blades Angle Measurement		Device to measure angle between Tail Rotor Head and Tail Rotor Blades Including: 1 support, 1 depth calliper	I	67-00		5 (kg)	0,3 x 0,3 x 0,3 (m)	EC175
M623V4001101 Pitch rod lenght adjustment tool		Tool contains 2 parts: a support assembly and 2 insert pins. They are contained in a suitcase.	I+	62-30		14 (kg)	0,56 x 3,35 x 2,23 (m)	EC175
M621A1031102 S8770 Dummy Sleeve Kit		Device used to inspect the horizontal and vertical deflection of blades	I	62-10		500 (kg)	2,2 x 0,6 x 1,8 (m)	EC175
M623U4003102 Pitch Rod Length Tool		Device to adjust pitch rod length Including: 2 pins, 1 pedestal	I	62-30		6,5 (kg)	0,4 x 0,1 x 0,08 (m)	EC175



Miscellaneous/simple mechanical tools <






DESCRIPTION

Mechanical tools enabling to conduct verification and adjustment without defined measurement and calibration value.

REFERENCE		FEATURES	O / I LEVEL	ATA	LABEL	WEIGHT	SIZE	TYPE APPLICABILITY
M334V4002101 Anti-Colision Light Control		Device used to control leds Cylinder shape Stored into a suitcase	I	33-50	CE	0,158 (kg)	0,11 x 0,11 x 0,08 (m)	EC175
M642V5000102 Tail Rotor Head Damper Stay		Device to perform Tail Rotor Blades removal Polyamide tool Including: 2 elastic straps, 1 pennant	O	64-20		0,4 (kg)	0,1 x 0,05 x 0,05 (m)	EC175
S6970 M621A1002101 Wide Tab Bonding Tool		Device to hold the tabs during the bonding operation	I	62-10		1 (kg)	0,05 x 0,05 x 0,3 (m)	EC175
M622V5000101 Upper Stop Distancing Tool		Device to limit the flyweight during installation or removal of Main Rotor Blades	I	62-10		0,3 (kg)	0,5 x 0,02 x 1,5 (m)	EC175
S6900 M621A1002101 Wide Tab Removal Tool		Device to protect the blade skin during the milling of the tab	I	62-10		1 (kg)	0,07 x 0,04 x 0,1 (m)	EC175
M323U3007103 Main Landing Gear Shock -Absorber Holding Tool		Device used to keep Main Landing Gear shock-absorber in its position during removal or installation activities	O	32-00		1,5 (kg)	0,5 x 0,1 x 0,1 (m)	EC175
M623V3005101 Swashplate Immobilizer		Device to protect swashplate when the rods are not connected Including: 3 immobilization tools (forward, right and left), 1 strap	I	62-30		2,1 (kg)	0,2 x 0,2 x 0,2 (m)	EC175
M651V1003102 Shafts Support		Consists of plastic supports with different sizes of shims	I	65-10		6,5 (kg)	0,5 x 0,2 x 0,5 (m)	EC175



Miscellaneous/simple mechanical tools <


REFERENCE		FEATURES	O / I LEVEL	ATA	LABEL	WEIGHT	SIZE	TYPE APPLICABILITY
M621A1001101 S4120 Cutting Template		Device used to replace the fiber glass fabric with the right shape and dimensions	I	62-10		1,75 (kg)	1,2 x 0,1 x 0,04 (m)	EC175
M285V5003101 Fuel bleeding with support		The tool is composed of a probe assembly to be positioned under the helicopter tank fuel valve. This probe is equipped with a flexible hose to drain the fluid in a waste reservoir (not part of the tool kit).	I	28-20		4 (kg)	0,2 x 0,2 x 0,29 (m)	EC175
M323V3000101 Nose Landing Gear Shock Absorber Holding Tool		Device used to ensure removal or installation of the Nose Landing Gear shock absorber Attachment points with helicopter are: X 3910, Y0, Z1257	O	32-30		0,5 (kg)	0,2 x 0,04 x 0,3 (m)	EC175
M632V3024102 Spring Crush Tool		Device used to crush the rotor brake spring in order to set or remove the bolt which hold the brake pad Including: 1 welded plate and the assembly	O	63-20		6 (kg)	0,3 x 0,3 x 0,2 (m)	EC175
M210V4000103 Pulley Compressor Rigging Kit		Device to adjust pulley alignment of the Air Conditioning System belt compressor Stored into a suitcase	I	21-40		1 (kg)	0,3 x 0,08 x 0,3 (m)	EC175
703A94113001 Main Rotor Blades Trim Tab		Device to check and correct the incidence of blades tabs Including: 1 immobilizing wrench and 1 levelling wrench	O	62-10		0,5 (kg)	0,235 x 0,16 x 0,07 (m)	ALOUETTE 2, ALOUETTE 3, AS332, AS350, AS355, AS365, AS366, AS532, AS550, AS555, AS565, EC120, EC130, EC155, EC175, EC225, EC725, GAZELLE, NH90, SA330, SA360, SUPER-FRELON



Engine test sets <

DESCRIPTION

Devices designed to test engine parameters and configuration.

REFERENCE	FEATURES	O / I LEVEL	ATA	LABEL	WEIGHT	SIZE	TYPE APPLICABILITY
M632V4002101 Splines Check	 <p>Device to measure the wear of the splined parts of the drive system Stored into a suitcase Including: 1 calliper and different kind of gauges</p>	I	63-20		1 (kg)	0,3 x 0,3 x 0,08 (m)	EC175

Services and maintenance benches





Ground Power Units and starters, battery chargers <

DESCRIPTION

Equipment designed to perform helicopter starting and supply electrical power.

REFERENCE	FEATURES	O / I LEVEL	ATA	LABEL	WEIGHT	SIZE	TYPE APPLICABILITY
KA2010 Super Master Charger 	Device designed to charge, trickle charge and analyze (discharge) Nickel-Cadmium, Sealed Lead-Acid and other types of rechargeable batteries Charge: constant current, programmable: 0 to 50A Discharge: constant current, programmable: 0 to 60A	I	24-00	CE	70 (kg)	0,7 x 0,6 x 0,4 (m)	AS332, AS350, AS355, AS365, AS532, AS550, AS555, AS565, EC120, EC130, EC135, EC155, EC175, EC225, EC635, EC725, H160, SA330
GB45/20V04 Power Supply Bench 	Device to supply necessary electrical power to start engine Capacity: 28 VDC/ 20 KW – 2000A/ 3s 115-200V/ 400 Hz 45KVA for successive starts Conceived for helicopter heavily equipped	O & I	24-00				AS332, AS350, AS355, AS365, AS366, AS532, AS550, AS555, AS565, EC120, EC130, EC155, EC175, EC225, EC725, SA330
15017800 Wics Direct Current Charger and Power Supply	Conceived for Trulinks communications tools (Telephonics sweden) Including: 1 charger, 1 power supply	I	24-00				EC175
KA2016PSPS Portable Starter Power Supply 	Device used to start aircraft engine whenever and in any location. It can be used also during maintenance to provide abundant auxiliary power for avionics, on-board medical equipment, and other accessories. Light-weight, portable, stowable, and safe, the PSPS offers real operational and economic advantages. Kit containing: 2 starters (=40Ah), 1 charger, 1 extension cable and 1 box Exists also in 20Ah	I	24-00	CE	14 (kg)	0,4 x 0,2 x 0,1 (m)	EC145, EC155, EC175, EC225, H145, H145M
GB4520V4 Alternating Current/ Direct Current Mobile Power Supply 	Device to supply electrical power to start engine for long maintenance operations Alternative Current output: rated Power 45kVA at power factor 0,8; Voltage 115/200V ± 1%; Frequency 400 Hz ± 1Hz Direct Current output: Rated Power 20kW; Permanent current 700A; Voltage 28,5VDC ± 0,5VDC Operating Conditions: -30°C / +50°C	O	24-00	CE	1150 (kg)	2,06 x 1,4 x 1,1 (m)	EC175
416161 Battery Servicing Set 	Consists of a servicing set for the Battery	I	24-02				AS332, AS350, AS355, AS365, AS365C, AS532, AS550, AS555, AS565, EC120, EC130, EC135, EC145, EC155, EC175, EC635, EC645, H135, H135H, H135M, H145, H145M, SA330



Hydraulic benches, air cooling and accessories <

DESCRIPTION

Equipment such as special bench enabling to lead maintenance on fluid systems, filing, etc.

REFERENCE		FEATURES	O / I LEVEL	ATA	LABEL	WEIGHT	SIZE	TYPE APPLICABILITY
703A94751105 Electrical Hydraulic Bench		Consists of hydraulic bench with electrical engine Flow: 3 à 45 l/mn Pressure: 10 à 280 bars Supply voltages: 3*440/460/480V Three-phase motor/frequency: 50Hz/60Hz	0	29-00	CE	880 (kg)	2,15 x 1,3 x 1,25 (m)	AS332, AS365, AS532, AS565, EC155, EC175, EC225, EC725, SA330
703A94751106 Electrical Hydraulic Bench		Consists of hydraulic bench with electrical engine Flow: 3 à 45 l/mn Pressure: 10 à 280 bars Supply voltages: 3*200V Three-phase motor/frequency: 50Hz/60Hz	0	29-00	CE	880 (kg)	2,15 x 1,3 x 1,25 (m)	AS332, AS365, AS532, AS565, EC155, EC175, EC225, EC725, SA330
703A94751104 Hydraulic Bench		Equipped with electrical engine (DH0452/M4) Flow: 3 to 45 l/mn Pressure: 10 to 280 bars Supply voltage: 3*380 Three-phase motor frequency: 50Hz/60Hz	0	29-00	CE	880 (kg)	2,15 x 1,3 x 1,25 (m)	AS332, AS365, AS532, AS565, EC155, EC175, EC225, EC725, SA330
703A94751103 Hydraulic Bench		Equipped with electrical engine (DH0452/M5) Flow: 3 to 45 l/mn Pressure: 10 to 280 bars Supply voltage: 3*380/400/415V Three-phase motor frequency: 50Hz/60Hz	0	29-00	CE	880 (kg)	2,15 x 1,3 x 1,25 (m)	AS332, AS365, AS532, AS565, EC155, EC175, EC225, EC725, SA330
HLA7841 Hydraulic & Gaz Maintenance Kit		Device to perform maintenance on hydraulic & pressurized systems such as systems purge, pressure check	I	29-00		4,5 (kg)	0,6 x 0,4 x 0,3 (m)	EC175



IT Devices





DESCRIPTION

Maintenance software enabling data loading, collection, analysis...


REFERENCE		FEATURES	O / I LEVEL	ATA	LABEL	WEIGHT	SIZE	TYPE APPLICABILITY
703A94326900 Vibratory Measures Software		Device to visualize vibratory measures Including 2 software: SteadySpectrum and HDcT	O & I	18-10				EC175
703A97683400 Professional Ground Station Software		Including: database associated to helicopter	I	45-11		0,1 (kg)	0,1 x 0,1 x 0,01 (m)	AS332, AS365, AS532, AS565, EC155, EC175, EC225, SA330
703A97687400 Maintenance Ground Software		Consists of a Maintenance Ground Software kit Including: Maintenance Ground Software 0.5.4 (or higher version) and HDcT 1.0	I	13-00		0,08 (kg)	0,1 x 0,1 x 0,005 (m)	EC175
X467P41S0400 Airbus Helicopters Data Loader V4		Consists of a CD with the software AH Data Loader V4	I	46-01		0,1 (kg)	0,1 x 0,1 x 0,01 (m)	EC175, EC225, H135H, H145, H145M
500210-000003 Appareo Flight Data Analyzer		Device to simulate a flight in 3 dimensions		25-70				AS332, AS350, AS365, AS532, EC130, EC155, EC175, EC225



Fleet Management System (Soft & Hard) <

DESCRIPTION

IT tools enabling to manage helicopter data.

REFERENCE	FEATURES	O / I LEVEL	ATA	LABEL	WEIGHT	SIZE	TYPE APPLICABILITY
703-A-KCVFDR00 Cockpit Voice & Flight Data Recorder L3com/ Honeywell Kit	 <p>Including: 2 cables for connection to SSCVFDR (download and real time), 1 converter to USB model MDU379, 1 software CTS PGS Vision software, associated files Cables and PGS software are procurables separately</p>	I	45-10	CE	3 (kg)	0,3 x 0,3 x 0,2 (m)	AS332, AS332, AS365, AS532, AS565, EC155, EC175, EC225, SA330



Miscellaneous






Electrical toolbox or kits <

DESCRIPTION

Package of standard electrical tools enabling to accomplish electrical maintenance tasks.









REFERENCE	FEATURES	O / I LEVEL	ATA	LABEL	WEIGHT	SIZE	TYPE APPLICABILITY
929000490201 Temperature Controller	 <p>Heating system used to repair the surface skin Temperature: 70+/- 10°C Rate: 4°C/min Time: 2h30 at 70+/-°C Security control Power: 220 V Stored into a specific box</p>	I	64-00		5 (kg)	0,2 x 0,02 x 0,1 (m)	EC175



Standard handtools or miscellaneous <


DESCRIPTION

Standard tools required for repairing.

REFERENCE		FEATURES	O / I LEVEL	ATA	LABEL	WEIGHT	SIZE	TYPE APPLICABILITY
094A0400100-69101 Plexiglas Scraper		Device to remove the layer of glue after the removal of a bonded blade component Solded by package of 25 items	I	64-00		0,03 (kg)	0,02 x 0,005 x 0,2 (m)	EC175
M324U3011102 Main Landing Gear Trailing Arm Restriction Tool		Device used to avoid the movement of Main Landing Gear trailing arm Straps with 2 hooks	O	32-40		0,5 (kg)	3,6 x 0,02 x 0,005 (m)	EC175
M324U3010101 Standard Landing Gear Wheel Replacement Device		Device to remove or install standard landing gear nut Stored into a suitcase	O	32-30		5 (kg)	0,2 x 0,1 x 0,1 (m)	EC175
LT415 Locking Strip Tool		Consists of handle with 1 pressure roller and 5 eyelets spare parts to remove or install windows seal	O	56-00		0,5 (kg)	Diameter 0,3 x 0,15 (m)	EC175
19152-332A-11-0024-02 Stainless Steel Scraper		Device to eliminate the caulking located just behind the edge of the protection strip	I	62-00		0,1 (kg)	0,2 x 0,04 x 0,01 (m)	AS332, AS365, AS365, AS366, AS532, AS565, EC155, EC175, NH90, SA330, SA360
M348V1000201 Quick Disconnect Weather Radar		Device to access to the 4 screws of the weather radar transceiver Consists of shorten Standard key (type ALLEN)	I	34-20		0,1 (kg)	0,09 x 0,003 x 0,01 (m)	EC175
332A93369420 Castellated Nut Key		Device used to torque the notches nut during servo-control replacement Extra-flat steel castellated wrench with square drive	I	67-30		0,1 (kg)	0,05 x 0,02 x 0,01 (m)	EC175, EC225, EC725
M621A1001101 S5330 Wide tabs folding tools		Device to bend the wide tab on the trailing edge of the blade	O	62-00		3,7 (kg)	0,3 x 0,2 x 0,2 (m)	EC175



Standard handtools or miscellaneous <









REFERENCE	FEATURES	O / I LEVEL	ATA	LABEL	WEIGHT	SIZE	TYPE APPLICABILITY
M642V3000101 Tail Rotor Blades Safety Pin	 <p>Device used to install or remove safety pins on the Tail Rotor Blades</p>	0	64-20		1,7 (kg)	0,4 x 0,1 x 0,5 (m)	EC175



Specific handtools or miscellaneous <

DESCRIPTION

Elaborated tools required for repairing.

REFERENCE	FEATURES	O / I LEVEL	ATA	LABEL	WEIGHT	SIZE	TYPE APPLICABILITY
M673V4001101 Tail servo-control Torque Wrench 	To tight or loose the tail servo-control nuts Composed of 3 parts: 1 short ring end, 1 long ring end, 1 offset adaptor Stored into a suitcase	I	67-00		0,5 (kg)	0,5 x 0,1 x 0,05 (m)	EC175
M641A1001102 S6961 Tail Rotor Blade Anti-Fretting Fabric Bonding Tool 	Device to repair the anti-fretting cloth Tool based on blocking stop	I	64-00		4 (kg)	0,1 x 0,08 x 0,1 (m)	EC175
M259V3000103 Rescue hoist nut wrench 	This tool consists of one bush. This tool is used for tighten to torque the rescue hoist nut: 68 to 75daN.m. The bush is mounted on a wrench key with a 3/4" square.	O & I	25-90		1,2 (kg)	0,9 x 0,9 x 0,7 (m)	EC175
M533V5000101 Cabin Deck Handle 	Including 4 handles with a specific interface with the cabin deck Stored into a suitcase	I	53-50		1,7 (kg)	0,5 x 0,4 x 0,1 (m)	EC175
094A040010062701 Tab Riveting Tool 	Device to complete the riveting tool Conceived to install some rivets on the tabs, on the trailing edge of the main blade.	I	62-00		0,05 (kg)	0,3 x 0,2 x 0,08 (m)	EC175
M621U5001102 Main Rotor Blades Tapping Tools 	Device to check bonding of main rotor blades Including: 2 hammers (1 in aluminium and 1 on stainless steel)	O	62-10		0,5 (kg)	0,1 x 0,1 x 0,1 (m)	EC175
M632V3026102 Declutch key 	Key for declutching actuator nut	O	63-20		0,5 (kg)	0,23 x 0,2 x 0,05 (m)	EC175
M254V7003102 Water Immersion Sensor Test 	Device to test the water immersion sensor with water Connected with a flexible pipe	I	25-40		2 (kg)	0,5 x 0,3 x 0,07 (m)	EC175



Specific handtools or miscellaneous <









REFERENCE		FEATURES	O / I LEVEL	ATA	LABEL	WEIGHT	SIZE	TYPE APPLICABILITY
703A94-1130-01 Tabs Folding Tool		Device to bend the tabs on the trailing edge of the blade	0	62-10		1,6 (kg)	0,09 x 0,1 x 0,1 (m)	EC175
M642V5001101 Tail Rotor Head Pitch Rod Stay		Device to perform Tail Rotor Blades removal Including: 3 Polyamide tools (1 special protector, 1 bungee cord and 1 red flag)	0	64-20		0,1 (kg)	0,1 x 0,03 x 0,03 (m)	EC175
M250V5000101 Smacsonic Application Wheel		Device to apply correctly a uniform load on the Smacsonic patch Including: 1 standard painting handle with mini roller, 1 polyamid roller mounted on the handle	I	25-00		1 (kg)	0,2 x 0,05 x 0,01 (m)	EC175
M632V3014102 Servo-Control Stay		Device to maintain the servo-control when the Main Rotor Head is removed Including: 3 shims, 4 straps	I	63-20		2 (kg)	0,3 x 0,2 x 0,1 (m)	EC175
M621A1001101 S4113 Location of Polyurethane Butt-Cover Template		Device to locate the polyurethane butt-cover bonding area	I	62-10		1 (kg)	0,2 x 0,2 x 0,5 (m)	EC175
M651V3000102 Front Shaft Protector		Device used to protect the front shaft during its removal or installation Including: 2 flexible coupling protectors 1 base damper protector	0	65-10		3 (kg)	0,5 x 0,5 x 0,1 (m)	EC175



Other miscellaneous <

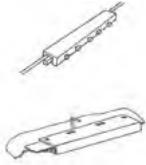
DESCRIPTION

Other kind of tools and ground support equipment required for maintenance activities.

REFERENCE		FEATURES	O / I LEVEL	ATA	LABEL	WEIGHT	SIZE	TYPE APPLICABILITY
M641V8003101 Tail Rotor Blades Silk Screen kit		Device to paint different marks and references on Tail Rotor Blades during paint touch-ups Including: 1 spatula Stored into a specific box	I	64-00		10 (kg)	0,2 x 0,6 x 0,4 (m)	EC175
M104V2004101 On-Board Stowing Bag		Bag used to regroup stowing devices Included in on-board Kit	O	10-00		0,5 (kg)	0,6 x 0,5 x 0,2 (m)	EC175
M621A1002101 S6975 Flange Bonding Tool		Device to bond flanges on the blade Stored into a specific box	I	62-00		2 (kg)	0,3 x 0,3 x 0,1 (m)	EC175
M304V2000101 Wiper Locking Pins		Device to lock windshield wipers in high position 2 pins equipped with pennant	I	30-00		0,05 (kg)	0,2 x 0,4 x 0,2 (m)	EC175
M621A1001101 S7583 Main Rotor Blades Silk Screen Kit		Device to refresh markings on the blade during minor paint touch ups Stored into a specific box Including 3 specific silk screens	I	62-00		17 (kg)	0,4 x 0,7 x 0,5 (m)	EC175
69013130S111003500 Spatula		Used to blend the mixture of glues, sealants, paints, etc. Solded by package of 10 items	I	64-00		0,01 (kg)	0,01 x 0,003 x 1,9 (m)	EC175
69000402701 Tabs Bonding Tool		Device to hold the tabs during the bonding operation	I	62-00		1 (kg)	0,3 x 0,006 x 0,005 (m)	EC175
703A96000002 Documents Bag		Device to store on board helicopter documents Including: 1 pilot suitcase with wheels, 1 bag and 1 key ring Included in on board kit	I	00-10		0,6 (kg)	0,4 x 0,3 x 0,2 (m)	AS332, AS350, AS355, AS365, AS365, AS366, AS532, AS550, AS555, AS565, EC120, EC130, EC155, EC175, EC225, EC725, SA330



Other miscellaneous <

REFERENCE		FEATURES	O / I LEVEL	ATA	LABEL	WEIGHT	SIZE	TYPE APPLICABILITY
695010000000 Tabs Bonding Tool		Device to hold the tabs during the bonding operation (Alternative of PN 69000402701)	I	62-10		1 (kg)	0,05 x 0,05 x 0,3 (m)	EC175

Tools & GSE **Services**



Easy Part

Sales & Distribution

This service is based on the supply of any procurable part including Tools & Ground Support Equipment, and is applicable to any of Airbus Helicopters aircraft type.

The content of this service has been totally reviewed and improved to match customers expectations in terms of reactivity and delivery lead times.

Easy Rental

Tools & GSE loan

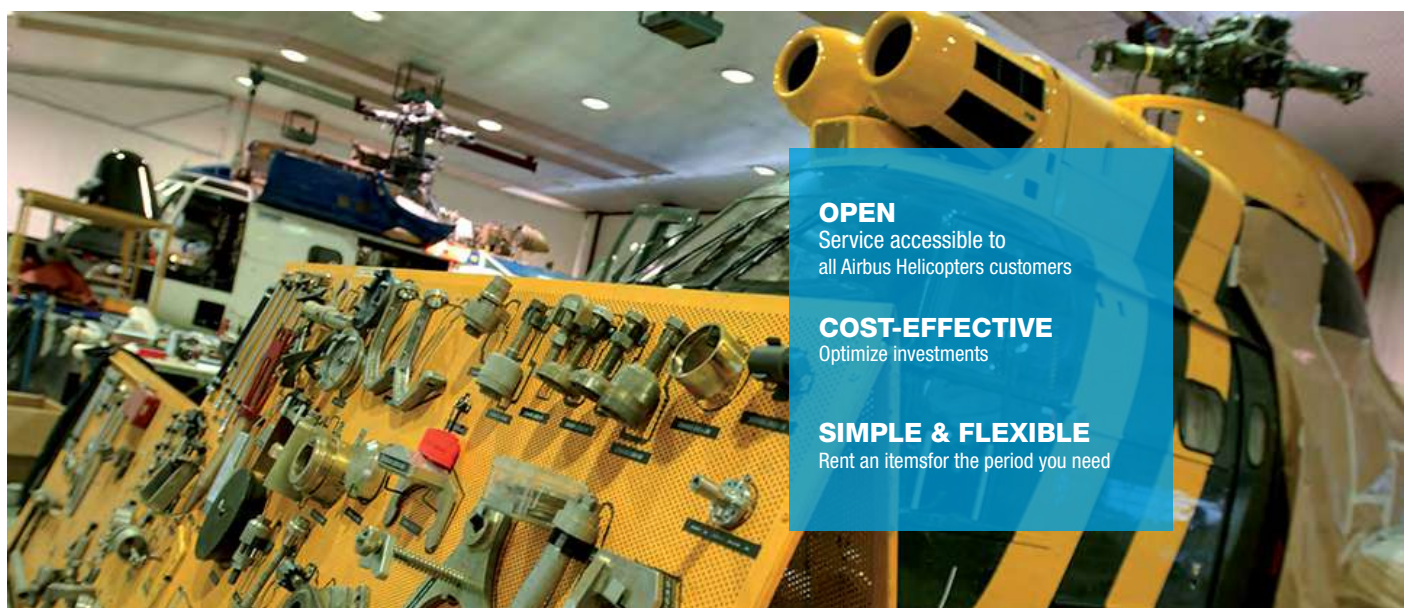
Easy Rental service is proposed on a dedicated list of part numbers, and is applicable for the rental of Tools and Ground Support Equipment.

This list is available upon request to your Sales Manager to determine if your part number is eligible to this kind of solution.

Any customer's requirement shall be immediately computed to check availability of the needed part number during the defined period.

Our Easy Rental service can be used by any of Airbus Helicopters' operators.

It offers flexibility and allows operators to reduce their investments in inventories, when a part is not to be used on a regular basis.



OPEN

Service accessible to all Airbus Helicopters customers

COST-EFFECTIVE

Optimize investments

SIMPLE & FLEXIBLE

Rent an item for the period you need



Technical Support

Service scope

For any technical question related to Tools & GSE, get in direct contact with our worldwide technical network of tech-reps & customer centers positioned close to your operations.

For AOG needs, a comprehensive 24/7 service around the clock taking care of you anytime, anywhere is also accessible through a unique number and through our web portal.



Commercial Off The Shelf Tools & Ground Support Equipment (COTS)

For the supply of COTS tools and ground support equipment, comprising standard equipment that is generally available on the market such as power supply benches, pressure generators, multimeters etc, Airbus has signed a non-exclusive cooperation agreement with the company Kit-Aero.

Under this agreement, Kit-Aero will now handle the promotion, sales and after-sales support of COTS tools and ground equipment towards Airbus helicopters' Customers.

The objective of this set-up is to improve customer satisfaction by providing a single focal point for sales and support on COTS segment, attractive prices and technical expertise and products benchmark.

For requests related to COTS tools and ground support equipment, Airbus Helicopters Customers are invited to visit Kit-Aero's website (www.kit-aero.com) or contact them directly at info@kit-aero.com.



Standard Conditions of **Sale**

1 - DEFINITIONS

AOG (Aircraft On Ground) means a situation in which the Helicopter is unable to fly or is ineligible to return to service because of an unscheduled need for replacement or major repair of components, that is not related to scheduled maintenance tasks.

- BFE/CFE means Buyer Furnished Equipment / Customer Furnished Equipment.

- Certificate of Conformity (or Statement of Conformity) means the document issued by the Seller's quality assurance organization after completion of procedures approved by the respective authorized national agency certifying the Product's conformity with the Seller's applicable specifications.

- CAMO means Continuing Airworthiness Management Organization.

- Contract means the agreement between the Seller and the Customer of which these Standard Conditions of Sale form part, comprising the applicable Specific Annex(es) and the Purchase Order or Order Confirmation.

- Core Unit means the used Part sent by the Customer to the Seller in case of exchange for an overhauled or repaired Part under the standard exchange service.

- Customer means the person, entity, or company to whom the Seller sells any Products and/or Services under the Contract.

- Customer Center means a subsidiary or an affiliated company of the Seller.

- Documentary Credit means an irrevocable, confirmed and nontransferable documentary credit.

- EASA means European Aviation Safety Agency.

- Helicopter means helicopter manufactured by the Seller.

- Item means transmission components, blades and/or equipment.

- OTL, SLL mean respectively Operating Time Limit and Service Life Limit.

- Part means a piece of an Item or a Product.

- Party/Parties mean either separately or collectively the Customer and/or the Seller.

- Product(s) means the goods to be provided by the Seller under the Contract in compliance with the applicable specification and/or definition, including all types of Helicopters, optional equipment, Spare Parts, tools, other equipment, documentation, technology, data, software on a Product (and any other goods mentioned in the Specific Annex(es), when applicable).

- Production Organization Approval (POA) means approvals issued by the respective competent authority to the Seller in compliance with EASA part 21/G regulation.

- Order Confirmation means the acknowledgement of receipt of the Customer's order by the Seller, i.e. either the confirmation sent by the Seller to the Customer to take into account the Customer's order or the approval sent by the Customer to the Seller on the Quotation.

- Purchase Order (or Order) means the order covering the acquisition of Products and/or Services.

- Quotation means the priced offer and associated conditions, sent to the Customer by the Seller.

- RMA means Return Material Authorization format provided by the Seller for the purposes of the warranty article and/or R&O Service.

- R&O means the following activities: repair, overhaul, standard exchange, inspection and modification of an Item.

- Seller means Airbus Helicopters (SAS) located in Marignane, France and/or Airbus Helicopters Deutschland GmbH, located in Donauwörth, Germany.

- Service(s) means the services which may be performed under the Contract consisting of:

- performance of R&O
- technical publications, technical assistance, technical expert
- services, and/or tool rental performance of Training, SaaS, and any other services mentioned under the Specific Annex(es), when applicable.

- SaaS (Software As A Service) means a software application available online on an internet website and/or a software application available on defined mobile operating system(s).

- Specific Annex (or Annex) means the annex of the SCS outlining specific conditions.

- Spare Parts means new parts to be provided by the Seller.

- SCS means general Standard Conditions of Sale for Products and Services.

- SB means Service Bulletin.

- STC means Supplemental Type Certificate and also refers to an equipment which has a STC.

- TAT means Turn Around Time, from the time the Seller receives the Customer's Item and its related and valid documents in its facility up to the time the Item is at the Customer's disposal FCA Incoterms® at Seller's facility, less the Customer's approval lead time and/or less lead time due to Customer's responsibility discrepancies.

- Training Items means training software, training documentation and courseware.

- Training means training need analysis, training courses, simulator sessions and on-the-job training.

- TSN, TSO, TSR, TBO mean respectively Time Since New, Time Since Overhaul, Time Since Repair and Time Between Overhaul.

- VAT means Value Added Tax.

2 - SUBJECT AND SCOPE

These general Standard Conditions of Sale apply to any sale of Products and/or Services sold by the Seller to its Customer(s), excluding brokerage or other distributor activities. The purchase of the Products and/or Services by a Customer is considered to be performed within the framework of its professional activities.

These general Standard Conditions of Sale are supplemented by the relevant Specific Annex(es) as quoted hereinafter, when applicable:

- for Helicopter sales:

- Sale of new Helicopters and associated services
- Sale of pre-owned Helicopters and associated services

- and for Products (other than Helicopters) and Services:

- Sale of Spare Parts
- R&O Services
- Technical publications, technical assistance, technical expert services, tool rental
- Training Services and Training Items
- Helicopter maintenance, repair, overhaul, inspection, upgrade and retrofit
- SaaS

3 - PURCHASE ORDER / QUOTATION

3.1 Sale of Helicopters and associated Services – Purchase Order

The Helicopter Contract shall be binding when signed by both the Seller and the Customer and shall come into force upon receipt of the initial down-payment.

3.2 Products and Services sold independently of a Helicopter sale – Order issuance, acceptance

Customer's Orders shall be confirmed by the Seller in writing. The Contract shall become binding upon receipt by the Customer of the Seller's Order Confirmation and shall come into force upon receipt of the down payment when relevant (as mentioned under article 6.2). The delivery schedule shall become effective upon receipt of the down payment.

In case the Customer requires a Quotation from the Seller, the Contract shall become

binding when the Seller receives the Customer's written approval of such Quotation issued without changes. Said Quotation duly signed by the Customer shall constitute the Order Confirmation when received by the Seller.

3.3 Purchase Order modifications

3.3.1 Modifications to Purchase Order by the Seller

Pursuant to new manufacturing or engineering requirements, obsolescence or new regulations, the Seller shall be entitled to carry out modifications without the consent of the Customer, as long as these modifications do not affect the specification and/or performance of the Product and/or Services, and/or delivery time. Should the requirements affect specification and/or performance of the Product and/or Services, related costs and/or delivery time, the Seller and the Customer shall agree on the contractual consequences. If the Parties fail to reach an agreement within one (1) month, the Seller shall be entitled to terminate the Contract under the conditions stated in article 14.2.

3.3.2 Modifications to Purchase Order modifications by the Customer

Any changes or configuration changes requested by the Customer require mutual written agreement of the Parties and may lead to an adjustment of the price and/or delivery time.

4 - EXPORT AND IMPORT LICENCES – AUTHORIZATIONS, CUSTOMS

4.1 Export and Import licences - authorizations

All Products, including but not limited to item(s)/commodity(ies) (goods/hardware, software and technology(ies)) and/or Services may be subject to export laws and regulations as well as national, foreign and international regulations, and the Parties acknowledge that violations to such laws and regulations are prohibited.

The Seller will perform all necessary and appropriate procedures for requesting any official authorizations (such as export licences) needed for the performance of this Contract. The Customer agrees to provide reasonable assistance or any documentation or certificate requested by the Seller to obtain the necessary authorizations and/or to ensure compliance with the applicable laws and regulations

The Seller shall not be held liable if the authorizations are not granted or are granted with delay or if an authorization that has been granted is revoked or not renewed. Such event shall be considered as a force majeure event as defined in article 13.1.

The Customer shall obtain in due time any import licence/authorization required in its country for the Products and/or Services covered in the Contract and shall provide in due time the Seller upon its request with an end-user certificate duly signed by an empowered representative or, when necessary, its national authorities. The Seller agrees to provide, upon Customer's request, reasonable assistance and any documentation for obtaining the import licences and/or to ensure compliance with the applicable laws and regulations.

Export licences/authorizations are provided for a specific end-use/enduser and/or with specific provisions and/or conditions. The Customer undertakes to abide by the content of governmental licences/authorizations and to warrant and represent certificates signed in the context of application procedures. Any change in the enduse/end-user of the corresponding Products and/or Services requires the prior authorization of the government that has issued the said export licences/authorizations. Therefore, prior to any transfer of control, possession, registration, title, ownership, etc. of Products and/or Services to any third party, the Customer shall notify the Seller thereof in order to allow the Seller to assess the necessary actions to be taken and the procedures to be applied. The Customer shall then follow the instructions given by the Seller.

The Parties also agree not to re-export any technical information or technology that may be exported under this Contract without first obtaining the other Party's approval and, when necessary, approval from the relevant Governmental authorities.

4.2 Export and Import - Customs

Irrespective of the applicable Incoterm, if Products are exported directly to a country outside the European Union, the Seller will provide appropriate export customs documentation to the Customer or its designated freight forwarder. The Customer guarantees correct closure of the related customs procedure in due time on leaving the European Union or

the country of dispatch. In case of non-compliance, the Customer shall be liable for any additional costs and charges imposed on the Seller by the national tax administration.

If the Seller transports the Products by ferry-flight, the Customer will have to provide additional documentation to the Seller to prove exportation for VAT purposes. The Seller will inform the Customer of the required documentation in due time before the delivery date.

5 - PRICES

5.1 General

Prices are stated and payable in Euros.

Helicopter prices and the prices of other Products and Services sold together with Helicopters are according to the baseline Helicopter definition in force at the date of signature of the Contract and to the specific configuration and scope detailed in the Contract. For Products and Services sold independently of Helicopters, all invoices for Products and Services will be at the prices stated in the relevant Seller's price list in force, or in the relevant Quotation. The Seller's price lists are subject to regular updates.

Prices relate to Products and Services delivered in accordance with the Incoterms mentioned in each Specific Annex of these SCS.

5.2 Duties and taxes, VAT

Prices are exclusive of taxes, duties and/or charges resulting from administrative and legislative regulations in force in any country other than the Seller's country and of any customs and duty charges, which shall be borne by the Customer.

Prices are exclusive of VAT or sale taxes or turnover taxes or other similar taxes. If applicable, such taxes will be charged in addition.

5.3 Additional costs/ Chargeable amounts

Prices, unless otherwise stipulated in the Contract, do not include any preparation, packing and crating charges nor any modifications carried out at Customer's request before and after delivery, expenses incurred for the inspection of Products by third parties, expenses relating to freight forwarding, carriage by sea, air or land, ferry-flight, storage and insurance costs incurred after Customer's acceptance.

For all Orders below a minimum amount of two hundred (200) Euros, the Seller reserves the right to invoice a minimum amount of two hundred (200) Euros.

6 - PAYMENTS

6.1 General

The payment obligation will be considered fulfilled at the time the due amount is irrevocably credited in full to the Seller's bank account. The Customer shall make the payment by bank transfer (swift), which, on the Seller's request, may be secured by a stand-by letter of credit or a Documentary Credit.

Any down payments are non-refundable, as they are necessary to partially cover the production, procurement, financial, administrative and other costs.

In the event of payment by Documentary Credit, the Customer shall at the time of the initial down payment and/or Purchase Order, open at its own expense, a Documentary Credit in favour of the Seller for the Contract price, reduced by the initial down-payment, if any. The Documentary Credit shall permit partial deliveries and shall be valid for the total specified period of delivery or performance plus three (3) months covering the time required for preparing the necessary documents and for performing the payment. The Documentary Credit shall be payable at sight in favour of the Seller as deliveries are made upon presentation of the following documents by the Seller to the bank:

- In case of Helicopter sale :

- Commercial invoice in triplicate,
- Statement of conformity or Certificate of Conformity for
- Helicopters and optional equipment installed therein,
- Authorized release certificate (EASA Form 1) for packed optional equipment and Spare Parts and Certificate of Conformity for miscellaneous parts and tools which

are not subject to installation on Helicopter.

- In case of Products and Services sold independently of a Helicopter sale

- Commercial invoice in duplicate, and
- Any document specified by the Seller and mentioned under the Contract.

Should the Documentary Credit expire before full delivery is completed, the Customer shall in due time extend, at its expense, the Documentary Credit without any need for action in this respect on the part of the Seller.

6.2 Payment terms

6.2.1 Sale of Helicopters and associated Services

The Customer shall make the following payments:

- An initial down payment of thirty (30) per cent of the contractual amount no later than fifteen (15) calendar days after the signature of the Contract,

- An intermediate down payment of

- Twenty (20) per cent of the contractual amount, six (6) months prior to delivery for H125, H130, AS355, H135/H135 Helionix®, H145 and EC145 Helicopters, or
- Thirty (30) per cent of the contractual amount, nine (9) months prior to delivery for AS365, H155, H175 and H225 Helicopters,

- The balance of the total contractual amount at the time of the acceptance of the Products and Services and prior to delivery.

In case of sale of pre-owned helicopter(s), the Customer shall make the following payments:

- An initial down payment of thirty (30) per cent of the contractual amount no later than fifteen (15) calendar days after the signature of the Contract,

- The balance of the total contractual amount at the time of the acceptance of the Products and prior to delivery.

6.2.2 Products and Services sold independently of a Helicopter sale

For any Order, the Customer shall make the following payments:

- Upon Contract signature, a thirty (30) per cent down payment of the total amount of the Contract shall be paid by the Customer no later than fifteen (15) calendar days following the date of invoice;

- Upon delivery of the Products / performance of the Services, the balance of the invoiced amount of the delivered Products or Items / performed Services shall be paid by the Customer no later than thirty (30) calendar days following the date of invoice.

Nevertheless, for Spare Part Orders not exceeding two hundred thousand (200,000) Euros and for R&O Service Orders not exceeding fifty thousand (50,000) Euros, full payment shall be made upon delivery no later than thirty (30) calendar days following the date of invoice.

Payment terms for Services such as, but not limited to, SaaS or Helicopter maintenance, repair, overhaul, upgrade, retrofit or inspection, are specific and defined in the relevant Specific Annex.

Unless otherwise agreed, no discount shall be granted by the Seller to the Customer in case of early payment.

6.3 Penalties for late payment

Payment shall under no circumstances be postponed or apportioned for any reason whatsoever. Consequently, in case of late payment, the Customer shall pay to the Seller interest on the unpaid amount at the rate calculated on the basis of ten (10) percentage points per annum computed on the basis of 365 days/year and the actual number of days elapsed since the due date until the actual date of payment without any need for a formal demand or any prior notice.

Without prejudice to the above, should the Customer fail to pay or in the event of a delay in payment, the Seller will be entitled to extend the schedule for an equivalent time period and/or suspend performance of the Contract and/or in all cases, definitively retain the amount of any payments already made by the Customer. The retention of any such payment shall not preclude the Seller from seeking compensation from the Customer for further damages. In the event of a delay or failure by the Customer to pay for more than two (2) months, the Seller shall be entitled to terminate the Contract for default of the Customer under the conditions defined in article 14.2.

In addition, when French law is applicable as per article 15, the Customer shall also be liable to the Seller for a fixed amount of forty (40) Euros for cost recovery fees pursuant to French code of commerce article L. 441-6. If the actual costs incurred by the Seller in recovering unpaid sums exceed forty (40) Euros, the Seller shall be entitled to ask for additional compensation upon producing evidence of such actual costs.

7 - QUALITY ASSURANCE AND AIRWORTHINESS

7.1 General

Airbus Helicopters and Airbus Helicopters Deutschland GmbH hold, as issued by its respective national civil aviation authorities,

- a POA in compliance with the EASA Part 21/G regulation,

- a maintenance organisation approval in compliance with the EASA Part 145 regulation, and

- a training organisation approval in compliance with the EASA Part 147 for maintenance staff and helicopter Part FCL (Flight Crew Licencing) for aircrews

The privileges of an approved production organization include the issuance of airworthiness documents.

The Seller holds a CAMO approval certificate issued by its national civil aviation authority in compliance with EASA Part M/ Subpart G.

The official recognition that Products and repaired / overhauled / standard exchange Items have satisfied the quality assurance procedures is certified by the issuance of the following documents:

For Helicopter(s) in baseline definition and installed optional equipment:

- A Statement of Conformity or Certificate of Conformity issued by the Seller's quality organization to certify compliance with the contractual specification,

- An Aircraft Statement of Conformity (EASA Form 52) for Helicopters sold to customers of EASA member states signed by the Seller's authorized certifying staff within the above mentioned POA. The EASA Form 52 allows the issuance by the national civil aviation authority of the certificate of airworthiness for the European countries members of EASA, or

- A certificate of airworthiness for export, for Helicopters sold outside the European Union, issued by the national civil aviation authority upon submission by the Seller to the EASA representative body of the above mentioned original Helicopter Statement of Conformity (EASA Form 52),

- Upon request, a certificate of non-registration issued by the national civil aviation authority.

For optional equipment delivered packed, Spare Parts and repaired / overhauled / standard exchange Items:

- Upon request, a Certificate of Conformity or other equivalent document issued by the Seller's authorized certifying staff, for standard components,

- An authorized release certificate (EASA Form 1) for other certified components or non-standard Spare Parts issued on behalf of the national civil aviation authority by the Seller or the Seller's selected workshop.

- A log card if applicable

- A dual or tri release if required through a bi/tri lateral agreement between authorities (e.g. Federal Aviation Regulation (FAR) 145 / Transport Canada Civil Aviation (TCCA) 145).

For miscellaneous parts and tools which are not subject to installation on the Helicopter (if applicable):

- A Certificate of Conformity issued by the Seller.

The Customer that has its civil helicopter registered in a country under EASA regulation is responsible of any task related to the management of the continuing airworthiness of the helicopter or shall transfer this obligation by signing a contract with a CAMO in order to ensure the proper accomplishment of the airworthiness management activities in accordance with the regulations in force (Part M/ Subpart G). Upon signature of the Contract with the Seller, the Customer shall indicate who will assume the responsibility of the CAMO.

7.2 Modifications after delivery

The Seller will notify the Customer of any modifications that the competent national airworthiness agency has decided to impose on Helicopters or Spare Parts of the same type. In the event of such modifications, the Seller shall make available to the Customer, within a reasonable time, at the latter's request and expense, the equipment kits required to incorporate such modifications to the Helicopter and Spare Parts previously delivered. For this purpose, the Customer shall receive at no additional cost the technical information bulletins relating to the type of Helicopter mentioned in the Contract for as long as at least one (1) Helicopter of the type remains in service with the Customer.

8 - ACCEPTANCE AND TRANSFER OF OWNERSHIP AND RISK

8.1 Helicopter acceptance activities

8.1.1 Helicopter acceptance activities by the Seller

Prior to Customer's acceptance activities for new Helicopters, the Seller shall perform production ground and flight tests on Helicopters. Flight tests will not exceed per Helicopter:

- Twenty (20) flight hours for H125, H130, AS355, H135/H135 Helionix®, H145 and EC145 or,
- Thirty (30) flight hours for AS365, H155 and H175 or,
- Fifty (50) flight hours for H225.
- Some equipment and components may be delivered with up to fifty (50) hours and/or the remaining time of some equipment and components may be reasonably affected by the industrial cycle.

Additional hours may be flown in the event that development and installation of specific equipment is requested by the Customer. The cost of such additional hours shall be borne by the Customer. Helicopter non conformities with certified definition, which have an impact on Helicopter operation and maintenance by the Customer, shall be submitted to the Customer for approval.

Upon satisfactory completion of the Seller's acceptance activities, a Certificate of Conformity will be issued by the Seller. As from the date of issuance of this document, the Helicopters shall be deemed ready for Customer's acceptance, referred to as the "Ready for Acceptance" date.

8.1.2 Helicopter acceptance activities by the Customer

Not later than (1) month prior to the date on which a Helicopter is to be Ready for Acceptance by the Customer, the Seller will provide the Customer with a procedure describing the acceptance process (organization, schedule, documents, etc) and document(s) defining the flight tests that could be performed by the Customer (hereinafter referred to as "Acceptance Test Document(s)"). The purpose of these tests is not to re-perform certification tests. These documents shall be valid for all Helicopters of the same type.

Within one (1) week after receipt of the Ready for Acceptance notice, the Customer shall send to the Seller the information required from the Customer's representatives in order to be admitted to the Seller's premises. The Customer's inspection team shall not exceed three (3) persons.

The acceptance activities by the Customer shall not exceed, per Helicopter:

- One (1) day for H125, H130, AS355, H135/H135 Helionix®, H145 and EC145, or
- Two (2) days for AS365 and H155, or
- Three (3) days for H175 and H225.

The Customer shall bear its own expenses and costs related to the Customer acceptance activities including but not limited to travel and accommodation of its representatives during this process.

During the Customer's acceptance activities, it may perform acceptance flights, the combined time of which shall not exceed per Helicopter one (1) flight hour for H125, H130, AS355, H135/H135 Helionix®, H145 and EC145 Helicopters and two (2) flight hours for AS365, H155, H175 and H225 Helicopters.

Acceptance flights will follow the format and procedures described in the Acceptance Test Document(s) provided by the Seller and shall be carried out under the responsibility of a Seller's pilot acting as pilot in command.

Unless a major deviation from the specification is found during the Customer's acceptance, the Customer shall accept the Helicopters as being in conformity with the contractual specifications. The acceptance shall be acknowledged by the Customer's signature of an acceptance certificate, designated as "Acceptance Protocol" and/or "Acceptance and Transfer of Ownership Protocol". If the acceptance certificate is not signed within the above acceptance time period, and without such absence of signature being duly justified in writing explaining the precise reason of the rejection and the contractual grounds thereof, or if the Customer does not attend the acceptance procedure, the acceptance shall be deemed to have been granted by the Customer.

8.2 Acceptance of the other Products than the Helicopters and Services

A Certificate of Conformity or equivalent document is issued by the Seller for Products other than the Helicopters.

With regards to Products other than Helicopters, the Customer shall check and notify any defect and/or non-conformity with the Order and/or missing associated documentation in a documented registered letter:

- within twenty one (21) calendar days as from the date the Seller has notified that the Product is ready to be collected, or
- in case of Products delivered CIP or DAP, the time frames for acceptance are the following:
 - - forty eight (48) hours for AOG Orders,
 - - fifteen (15) calendar days after delivery for Training Items and/or technical publications

and claims against the carrier shall be made within three (3) working days as from the date of receipt of the Product. After expiry of said periods, the Customer's acceptance of the Products shall be deemed given unless the Customer's refusal is duly substantiated in writing and explaining the precise reason of the refusal and the contractual grounds thereof.

For the Services, except SaaS, a certificate of completion of Services or assignment sheet shall be issued once the Service has been performed. The Customer shall sign the form certifying that the Service has been provided in accordance with the Contract. Unless the Customer's refusal is duly substantiated in writing and explains the precise reason of the refusal and the contractual grounds thereof, the Service shall be deemed accepted five (5) working days after issuance of the certificate of completion of the Services or of the assignment sheet. SaaS, including any and all of their supporting elements and content, are provided on an "as is" and "as available" basis.

8.3 Collection of Products

After the transfer of ownership, the Customer shall collect the Helicopter within two (2) weeks in case of ferry flight or within one (1) month if it is to be dismantled or conditioned for sea, air or road transport.

If the Customer has requested pilot's training following the acceptance of its Helicopter, said duration shall be extended by the time required to train its pilot(s) on its Helicopter.

The Customer shall collect any optional (i.e. not installed on Helicopter) packed equipment, Spare Parts, R&O Items and/or tools:

- within four (4) weeks for Products sold together with Helicopters
- within fifteen (15) calendar days otherwise following the notification by the Seller to the Customer of its availability.

If the Customer fails to pick up its Products within the above mentioned periods of time:

- The Customer shall reimburse the Seller any expenses incurred by the Seller such as maintenance, storage, insurance, taxes and associated penalties if any, levies, etc. The foregoing does not constitute any obligation for the Seller to maintain, store or insure the Products beyond the date the Products should have been collected.
- The Seller may terminate the Contract as per article 14.2 and shall not be liable for any loss or damages incurred by the Customer as a consequence of such termination.

In the event that the Products are delivered in consigned containers, the Customer shall return said containers at its expense within fifteen (15) calendar days after they are made available to the Customer by the freight forwarder. After the expiry of this period, the Seller shall be entitled to invoice the container at its current price.

8.4 Transfer of ownership and risk

8.4.1 Helicopters

Transfer of ownership of the Product shall be subject to the prior fulfillment by the Customer of its obligations, in particular full payment of the balance of the Contract and interest, if any. Upon signature of the "Acceptance Protocol" or the "Acceptance and Transfer of Ownership Protocol" by the Seller and the Customer and upon full payment of the Contract price, the ownership of the Products is transferred from the Seller to the Customer. The Seller shall also immediately issue the bill of sale.

All risks relating to the loss of or damage to the Products shall pass to the Customer upon delivery.

With respect to the Customer's hull all risk and hull war risk insurance coverage, the Customer shall cause the insurers of the Customer's hull insurance policies to waive all rights of subrogation against the Seller, its assignees and its directors, officers, agents and employees. This waiver shall be applicable as from the time of signature of the "Acceptance Protocol" and/or the "Acceptance and Transfer of Ownership Protocol".

At Customer's request and costs, and according to the terms of the Contract, the Seller will dismantle and package the Helicopter for transportation after the transfer of ownership.

8.4.2 Products other than Helicopters

The transfer of ownership of any Products other than Helicopters shall take place:

- at the Seller's facility, at the time of their collection by the forwarding agent appointed by the Customer, or

- in case of Products delivered CIP or DAP, at the mentioned delivery place, and shall be subject to the prior performance by the Customer of its obligations in particular the full payment of the delivered Products and interest, if any.

As a result, should the Customer fail to pay according to the contractual payment terms, the Seller reserves the right to terminate the Contract through notification sent by registered letter and, if the Products are already delivered, to demand that said Products be returned. If the laws of the country where the Products are delivered do not allow the Seller to regain ownership, the Seller shall be entitled to benefit from any other rights that such laws may confer. The Customer shall implement all measures necessary to protect the Seller's aforementioned rights. In all cases, this will not prevent the Seller from claiming any damages.

Risk of loss or damage to the Products is transferred to the Customer at the time of delivery of the Products by the Seller as determined by the agreed INCOTERMS® 2010.

8.5 Adherence to the delivery date

Adherence to the delivery date is conditioned upon the Customer fulfilling all of its contractual obligations.

9 - WARRANTY

9.1 General

The Seller warrants that the Products and Services provided, except the turbine engine(s), specific equipment with a STC mentioned in the Contract (if any) and MEGHAS avionics equipment, are free from defects in material and workmanship under normal use and service and that software identified in the applicable Helicopter specification substantially provides the functions set forth in the said specification or in the applicable SB.

The turbine engine(s) as well as the MEGHAS avionics equipment installed in the Helicopter and STCs equipment identified in the Purchase Order are covered by the warranty granted by the manufacturers of these items (Safran Helicopter Engines, Pratt & Whitney and Thales and the STC holder), the benefits of which the Seller hereby assigns on to the Customer who hereby acknowledges and accepts such assignment.

As soon as possible but no later than fifteen (15) calendar days after the discovery of a defect, the Customer shall furnish to the Seller, by using a warranty claim form provided by the Seller, the full details of its claim and the basis thereof. As soon as it receives the said form, the Seller will forward to the Customer a warranty claim acknowledgment and a RMA form. Within fifteen (15) calendar days following the receipt of such documents the Customer shall return the allegedly defective Parts to the Seller. If the Customer fails

to return the allegedly defective Parts in due time, the Seller reserves the right to invoice the replacement Parts which have been ordered or produced for the Customer at the price stated in the relevant Seller's price list in force, or in the relevant Quotation.

The Seller will compensate reasonable transportation costs outbound from the Customer premises to the Seller's premises for the repairable Parts for which the benefit of the warranty has been granted by the Seller. The Customer shall send the invoice to the Seller by the end of each quarter and in any case not later than three (3) months after the acceptance by the Seller of the warranty claim. Corresponding credit notification will be issued on a quarterly basis by the Seller and shall be applicable to Spare Parts and/or R&O invoice(s). Insurance, customs expenses and other charges as well as the expenses incurred by the Customer for the removal, re-installation, calibration and troubleshooting operations with respect to such Parts shall be borne by the Customer.

However, during the first year of the warranty of a new civil Helicopter (except H215 one), for each valid warranty claim, the Seller will compensate in kind the Customer for reasonable labour charges related to warranty issues on the basis of removal and re-installation of the concerned Part(s) (troubleshooting excluded). These labour charges flat rates in force are defined by the Seller per category and are available to the Customer on request. Such compensation shall be cumulated on a monthly basis under the form of a credit which shall be valid for one (1) year and shall be used by the Customers for paying ordered Spare Parts. If applicable, the Customer hereby authorizes the Seller to grant the credit to the company who manages and performs the warranty claim on its behalf for the final benefit of the said Customer.

Said credit(s) shall not apply in case of Customer's default, such as, but not limited to, late payment and payment failure. For Parts for which the benefit of the warranty has been granted by the Seller, the return transportation costs to the Customer premises shall be borne by the Seller.

The warranty exclusions are as follows:

- Parts and any associated costs incurred for scheduled maintenance, or
- if the Customer has failed to notify the Seller of its warranty claim within two (2) weeks from the failure occurrence date, or
- if the supply and/or any part thereof is stored, operated, maintained, installed, repaired or overhauled otherwise than in accordance with the manuals, documentation and instructions delivered by the Seller, or
- in the event that maintenance activities have not been properly entered in the appropriate logbook (or in case of failure to produce the logbook to the Seller if so requested), or
- if the defective Product or any part thereof has been repaired or altered otherwise than as instructed by the Seller or its subcontractors/suppliers, or
- if the Product or any part thereof has suffered an accident, or
- in the event of a defect that is the result of normal wear and tear, or
- if the Product has not been delivered by the Seller, or
- if such Product or any part thereof is not properly stored and protected in accordance with instructions delivered by the Seller, or
- if the defect is partly or wholly caused by a defective item not provided by the Seller, or
- if the software or the host media is exposed to any computer virus or to any conditions in excess of those published in the applicable manuals, documentation and instructions delivered by the Seller, as well as any alteration and/or modification not validated by the Seller, having an impact on the software, or
- normal wear and tear of item(s) such as, but not limited to, seals, tires, inner tubes, bulbs, packings and similar consumables parts.

The warranty is granted to the Customer personally and shall not be assigned or transferred to any third party without the prior consent of the Seller. Should the Customer want the warranty to be managed by a third party, it shall then provide the Seller with a power of attorney authorizing the said third party to act on its behalf.

The warranty constitutes the Seller's sole liability in case of breach of the warranty obligation, and is exclusive and in lieu of any other warranty or remedy available under this Contract or at law.

9.2 Warranty period

The Seller's obligation under the warranty is limited to the repair - or replacement at the Seller's discretion - of the allegedly defective Products or Services that have been returned to its facility and, at the time of any repair or replacement have been recognized by the Seller after expert investigation as defective. To be eligible under this warranty, the alleged failure must have occurred within the time-limits mentioned here-after:

- For new civil Helicopter(s) (except H215 one) in baseline definition and installed op-

tional equipment:

Within two thousand (2,000) flying hours or thirty six (36) months after their acceptance at the Seller's factory, whichever event occurs first.

o For Spare Part(s) and SB kit(s):

- Within one thousand (1,000) flying hours or twelve (12) months from the time they are fitted to the Helicopters or twenty four (24) months after their delivery from the Seller's factory, whichever event occurs first.

- For tool(s):

- Within twenty four (24) months after their delivery from the Seller's factory.

- For Training Item(s):

- Within the twelve (12) months after their delivery from the Seller's factory.

- For repaired, overhauled and standard exchange Items, and used Part(s):

- Within five hundred (500) flying hours or six (6) months from the time they are fitted to the Helicopters or twelve (12) months after their delivery from the Seller's site, whichever event occurs first. For repaired Item, the warranty is limited to the repair done and/or the Parts replaced.

- For tools repaired, overhauled or returned for calibration:

- Within twelve (12) months after their delivery from the Seller's site.

- For workmanship:

- Within five hundred (500) flying hours or six (6) months from the signature date of the acceptance certificate by both Parties, whichever event occurs first.

- Warranty periods in case of sale of pre-owned Helicopter(s) are defined in the relevant Specific Annex.

Software identified in the applicable Helicopter specification shall only be considered as non-conforming, if there are substantial deviations of the functions supported by software from the Helicopter specifications. The Seller will, at its sole discretion, remedy such non-conforming software for the considered Helicopter by providing a correction release of the software or by finding a reasonable workaround. The Customer shall supply the Seller with all necessary information and documentation in its possession, to enable the Seller to investigate and rectify such non-conforming software. The Seller warrants the software identified in the applicable Helicopter specification provided that the alleged warranty is notified by the Customer to the Seller within one hundred and eighty (180) calendar days from the date of delivery of the Helicopter to the Customer.

The warranty conditions for software embedded in the delivered Spare Parts or in the delivered repaired/overhauled/ standard exchange Item shall be the ones applicable to the software delivered with the Helicopter, as mentioned in the previous paragraph.

Any SaaS, including any and all of their supporting elements and content, are provided «as is» and «as available».

The warranty period on the repaired or replaced part(s) shall be the warranty period that was remaining on the respective defective part. The part(s) removed for which the Seller supplies a replacement part(s) shall become the property of the Seller.

9-3 German legal warranty

For Contracts governed by German law, the German legal warranty (Sachmängelhaftung) supersedes the standard warranty conditions described here above for the first twelve (12) months. During this period, and provided that the German legal warranty is applicable, the Seller may elect to repair or replace the defective Products.

10 - CONFIDENTIALITY

During the performance of the Contract, the proprietary information of the Parties shall be protected as follows: the term "Proprietary Information" shall mean any information or data in whatever form (either in writing or orally, subject to the conditions set forth hereinafter, and including but not limited to any written or printed documents, samples, models or any means of disclosing such Proprietary Information that the disclosing Party may elect to use during the life of the Contract), disclosed by either Party to the other and which is designated as proprietary to the disclosing Party by an appropriate stamp, legend or any other notice in writing, or when disclosed orally, has been identified as proprietary at the time of disclosure and has been promptly (thirty (30) calendar days at the latest) confirmed and designated in writing as Proprietary Information of the disclosing Party.

The receiving Party hereby covenants that, from the effective date of the

Contract, the Proprietary Information received from the disclosing Party shall:

a) be protected and kept in strict confidence by the receiving Party, which must use the same degree of precaution and safeguards as it uses to protect its own Proprietary Information of like importance, but in no case any less than reasonable care; and

b) be only disclosed to and used by those persons within the receiving Party's organization who have a need to know and solely for the purpose specified in the Contract; and

c) not be used, in whole or in part, for any purpose other than the purpose of the Contract without the prior written consent of the disclosing Party; and

d) neither be disclosed nor caused to be disclosed, whether directly or indirectly to any third party or persons other than those mentioned in subparagraph b) above; and

e) neither be copied nor otherwise reproduced nor duplicated, in whole or in part, where such copying, reproduction or duplication has not been specifically authorized in writing by the disclosing Party.

Any Proprietary Information and copies thereof disclosed by either Party to the other shall, subject to any third party rights, remain the property of the disclosing Party and shall be immediately returned by the receiving Party upon request.

11 - INTELLECTUAL PROPERTY

The Seller retains all rights in respect of developments, inventions, know-how, production procedures and any intellectual property rights relating to the Products and/or Services.

Nothing in the SCS shall be construed as a legal transfer of or licence to (other than specified hereafter), any patent, utility or design model, copyright, trademark, know-how or other intellectual property right.

Copying and/or reproducing and/or communication and/or transmission to a third party of Seller's Products or Services or technical information or publications, either wholly or partially, without the Seller's express approval is strictly forbidden (except for the copying by the Customer of technical documentation provided by the Seller exclusively for the purposes of operation and maintenance of the Helicopters by the Customer).

The Seller grants the Customer a non-exclusive, non-transferable licence to use

- a SaaS for the purposes of operating and/or maintaining helicopters and/or

- the executable form of the software on the related Product, for the purposes of operating the Helicopters.

This licence does not entitle the Customer to receive free of charge updates of such software. The Customer shall not decompile, disassemble, modify, reverse assemble, reverse engineer or reduce to human readable form, the software and/or any SaaS except to the extent the foregoing restriction is, by operation of applicable law, prohibited or of no effect.

12 - LIABILITY

Notwithstanding any provision to the contrary in the Contract or elsewhere, the total and cumulated liability of the Seller under the Contract, due to any and all causes whatsoever, whether based on breach of contract or in tort or otherwise, shall in no event exceed in aggregate an amount equivalent to ten per cent (10%) of the total net Contract price.

The above limitation shall not apply in the event of gross negligence, wilful misconduct, death or bodily injury.

Each Party shall be responsible for death or bodily injury arising to its own personnel, whatever the cause. The Parties therefore waive the right to any claim against the other in this respect, except if such death or bodily injury is caused by the gross negligence or wilful misconduct of the other Party.

In no event shall the Parties be liable for any indirect, consequential, incidental, special or punitive damages of any kind, including, but not limited to, damages for any loss of use or profit, loss of assets, loss resulting from business disruption, loss of goodwill or loss of contractual opportunity by the other Party.

To the extent permitted at law, the Seller's obligations and liabilities and the Customer's rights and remedies as set forth in this Contract are exclusive and are in replacement of any and all other remedies under law or otherwise.

13 - FORCE MAJEURE AND EXCUSABLE DELAY

13.1 Force majeure

The Seller shall not be held responsible for failure to perform or delay in performing any of the contractual obligations of this Contract if such failure or delay is due to, but not limited to:

- acts of God, war, insurrection, epidemics, sabotage, labour disputes, strikes, lock-outs, shortages of labour, interruption or delays in transportation, fire, explosion, equipment or machinery breakdown, failure or delays of the Seller's sources of supply, shortage in material or energy, or
- acts, orders or priorities resulting from any government action, national or international authorities, or
- acts caused by any supplier or subcontractor of the Seller (or lower level subcontractor or supplier), or
- a bankruptcy or insolvency event concerning any supplier or subcontractor (or lower level subcontractor or supplier), or
- any other case beyond the reasonable control of the Seller.

For the avoidance of doubt, the delay or absence of payment by the Customer cannot be considered by it as a case of force majeure. In case of force majeure, the contractual delivery date shall be extended by such period of time reasonably required to remove and/or overcome the event of force majeure and its effects.

13.2 Excusable delay

Any postponement of the contractual dates due to the following causes shall not constitute a delay:

- BFE/CFE not delivered according to the schedule stated in the Contract or found defective and which consequently requires to be replaced by the Customer or,
- Changes or additions to the Contract requested by the Customer or,
- Any failure or omission by the Customer to perform its obligations set forth in this Contract.

Any additional costs incurred by the Seller as a result of the occurrence of one of the above events shall be invoiced by the Seller and paid by the Customer over and above the Contract Price.

14 - TERMINATION

14.1 Extraordinary termination

Each Party may immediately terminate or reduce the scope of the Contract by notice in writing to the other Party if:

- A petition is filed, a notice is given, a resolution or a court order is passed in connection with the winding up of the other Party, or
- The other Party becomes bankrupt or insolvent.

14.2 Termination for default

A Party may terminate all or part of this Contract for default of the other Party in the event that the other Party persistently fails to perform its obligations and despite the non-defaulting Party having notified by acknowledgment of receipt the defaulting Party to take adequate corrective measures and provided no such measures have been proven to have been taken within a period of two (2) months, following the above notice. The termination shall occur without any specific formality other than the above notice.

In the case of termination for default, the following shall apply:

- In case of default of the Customer:
 - the Customer shall reimburse the Seller for all costs (including but not limited to raw materials, labour, overhead, storage and financial fees) incurred by the Seller or which the Seller could not avoid incurring (including termination indemnities, if any, under the contracts between the Seller and its subcontractors or suppliers or under the second

level contracts or subcontracts),

- the Customer shall pay to the Seller a termination indemnity equal to ten per cent (10%) of the contractual price as well as an indemnity equal to the damages sustained by the Seller,

- the Customer shall indemnify the Seller in case other remedies are available by the Customer under this Contract, than those mentioned under paragraphs a) to b) above, and

- the Seller shall be entitled to retain any payments already made by the Customer, until an agreement is found on the above or the dispute resolution has been implemented and a decision has been taken in consequence.

- In case of default of the Seller:

- the Seller shall be entitled to deliver the remaining non-faulty Products and render the remaining non-faulty Services, and shall be paid the corresponding price thereof,

- the Seller shall return to the Customer all the BFE/CFE remaining in its premises, once the Products are delivered and/or the Services are rendered,

- the Seller shall refund the Customer, the amount of the down payment which refers to the unfulfilled part of the Contract, and

- the Customer shall possibly apply the liquidated damages, if any.

14.3 Termination for force majeure

In case of the occurrence of a force majeure event as provided in article 13.1 which lasts more than six (6) consecutive months, the Parties shall meet in order to determine under which conditions they wish to pursue the Contract or if they do not reach an agreement within a one (1) month period, either Party shall be entitled to terminate the Contract, without being entitled to claim for any damages or compensation in any form whatsoever from the other.

15 - APPLICABLE LAW AND DISPUTE RESOLUTION

The Contract shall be governed by German law for the sale of Products and/or Services by Airbus Helicopters Deutschland GmbH and by French law for the sale of Products and/or Services by Airbus Helicopters. Irrespective of the applicable law, the United Nations Convention for the international sale of goods is excluded.

The Parties shall attempt to amicably settle any dispute, controversy or claim arising out or in connection with the Contract. If two (2) months after the occurrence of such dispute, controversy or claim, the Parties have failed to reach an agreement, then the dispute, controversy or claim, depending on the contractual aggregate amount shall be settled as follows:

A dispute will be finally settled under the rules of arbitration of the International Chamber of Commerce (ICC) by three (3) arbitrators appointed in accordance with the said rules.

In the specific case of a dispute of which the aggregate amount does not exceed ten million (10 000 000) Euros, the Parties agree to opt for a fast track arbitration process in accordance with the ICC rules.

The place of arbitration shall be Geneva (Switzerland) and the language of the arbitration shall be English.

However, in all cases, should the Seller elect to choose a local court jurisdiction due to arbitration not being adapted to the specific nature of the dispute, in particular the need for immediate injunctive relief or to recover sums due, then such local court will be competent to settle the dispute.

The Parties hereby consent and agree to be subject to the jurisdiction of the aforesaid courts and/or arbitration and, to the greatest extent permitted by the applicable law, the Parties hereby waive any right to seek to avoid the jurisdiction of the above courts on the basis of the doctrine of forum non conveniens.

Unless otherwise agreed by both Parties, the fact that any dispute has been referred to arbitration pursuant to this article shall not relieve either Party from any of its obligations as set out in this Contract.

16 - DATA EXCHANGE

16.1 General

In order to improve the Products, their reliability and availability and the Customer services, the Seller has set up a data exchange process based on maintenance and operational data coming from the Customer's helicopters in service. The Data will notably consist of:

- Helicopter data generated by on-board recording systems,
- information system data, such as maintenance, operation, logistics and airworthiness data and
- data loaded to, transmitted by and/or stored as well as data generated by the SaaS as a result of the use of the SaaS.

For these purposes, the Customer, or its designated entity for operations and/or maintenance, hereby authorizes the Seller on a free and non-exclusively basis:

- to collect such Data.
- to use the Data to create processed data (Data which is reconciliated, enriched, qualified and selected by the Seller) for the Seller's and its Customer Centers' use, for the use of the engine manufacturer and the Seller's main suppliers bound by confidentiality obligations, for the Customer's use subject to a specific agreement,

Such use of the processed Data shall be for the purpose of, but not limited to, current business activities such as trend monitoring, benchmarking, data mining, performance calculation, statistical or predictive analysis, data aggregation, report issuance, studies, summaries, analyses, reports or oral discussions thereof. The processed data are de-identified and anonymized, not enabling to identify the Customer and/or its designated entity.

As applicable, the Customer shall cause its designated entity for operations and/or maintenance to abide by the provisions of this article 16.

16.2 Data confidentiality and intellectual property

The Parties agree that any and all Data disclosed by the Customer or its designated entity to the Seller shall be deemed confidential.

Nevertheless, after achievement of the de-identification process, the outcome of analysis, studies, statistics, results performed by the Seller and based on such Data shall not be deemed confidential anymore, therefore the Seller shall be entitled to use it in the conditions defined in the foregoing paragraph.

The Seller owns all foreground intellectual property based on such Data exchange notably with regards to the processed Data, the result of any and all analysis, studies or statistics performed by the Seller.

Notwithstanding the confidentiality obligations here above, the Seller may disclose the Data

- to the Seller's officers, employees, professional advisers, insurers, agents, subcontractors and suppliers who have a need to access the Data for the performance of their work with respect to the permitted purpose and who are bound by a written agreement or professional obligation to protect the confidentiality of the Data.
- to any governmental agency or judge legally authorized to have access to the Data.

16.3 Data related liability

Notwithstanding anything to the contrary in the Contract, the Seller or its Customer Centers shall not be liable toward the Customer or its designated entity in the frame of the analysis of the Data and/or in connection with the Customer's helicopter maintenance, repair and flight operations as a result of the disclosure of confidential information by the Customer or its designated entity to the Seller or its Customer Centers or as the result of any exchange or analysis of information collected through the process.

17 - MISCELLANEOUS

These SCS along with the applicable Specific Annex(es) and Purchase Order (or Order) constitute the entire agreement between the Seller and the Customer. They supersede all previous communications and/or agreements either oral or written, between the Seller

and the Customer with respect to the Products or Services.

In the event that one (1) or more of the articles provided for in these SCS is deemed invalid or unenforceable, the remaining provisions shall remain entirely valid and applicable.

English shall be the language of the Contract. Both Parties shall use English as the language to exchange, issue and deliver information, documentation and notices, and any related documents excluding those documents which might be produced by a governmental institution in the local language.

In the Contract, unless the contrary intention appears:

- headings are for the purpose of convenient reference only and do not form part of the Contract;
- where the last day of any period prescribed for the doing of an action falls on a day which is not a working day in the country of the applicable law, the action shall be done no later than the end of the next working day.

In case of any contradictions and discrepancies between the parts of the Contract, precedence shall be given in the following decreasing order:

- 1) Purchase Order, Order or Order Confirmation (as applicable)
- 2) Present SCS
- 3) Specific Annex(es)
- 4) Other Annexes and/or appendices in their order of appearance.

The provisions of the confidentiality, intellectual property, liability, applicable law and dispute resolution articles of the Contract shall survive and continue to have effect after the termination or expiry for any reason whatsoever of the Contract, and for a period of thirty (30) years thereafter.

No term or provision hereof will be considered waived by either Party, and no breach excused by either Party, unless such waiver or consent is in writing and signed by the Party against whom the waiver is asserted.

No consent by either Party to, or waiver of, a breach by either Party, whether express or implied, will constitute a consent to, waiver of, or excuse of any other, different or subsequent breach by either Party.

The relationship between the Seller and the Customer is solely that of purchaser and seller. No joint venture or partnership is intended nor will any be construed from this Contract. Neither Party will have the authority to enter into contracts on behalf of or bind the other in any respect.

The Customer shall not be entitled, without the prior written consent of the Seller, to assign or transfer to a third party all or part of the rights and obligations under the Contract.

STANDARD CONDITIONS OF SALE SPECIFIC ANNEX APPLYING TO THE SALE OF SPARE PARTS

B1 - GENERAL

This Specific Annex is applicable to sale of Spare Parts, including tools, SB kits and STCs performed by the Seller to any Customer in order to maintain and/or operate Helicopters.

B2 - DELIVERY AND INCOTERMS

Unless the Contract stipulates another INCOTERM®, Spare Parts shall be delivered packed Free Carrier (FCA - INCOTERMS® 2010) at the Seller's site or logistic platform as specified in the Purchase Order.

In case of unavailability of the Spare Parts or of raw material, the Seller shall be entitled to make partial deliveries.

B3 - AOG PURCHASE ORDERS SPECIFICITIES

B3-1 Planned Purchase Orders

Purchase Orders of Spare Parts shall be considered as planned Purchased Orders if the requested delivery date is above two (2) weeks from the date of receipt by the Seller of a valid Customer's Order (Order Date), under FCA Incoterms defined in Article B2. In case of complete or partial modification of the Order, the date of receipt shall be updated accordingly.

For each Order line of any planned and confirmed Purchased Orders, the Seller shall commit on delivery performance, except for critical part(s) as mentioned in the Order Confirmation. In case of late delivery, the Seller will grant to the Customer a credit under the conditions defined hereafter:

- If the Spare Part(s) ordered is(are) "on collection" as identified in the Seller's price list in force and is(are) delivered by the Seller after the delivery date requested by the Customer, the credit per delayed Spare Part shall depend on the timeframe between the requested delivery date and the Order Date, under FCA Incoterms defined in Article B2, as follows:

- Timeframe of fifteen (15) calendar days up to thirty (30) calendar days: four (4) per cent of the invoiced value of the Spare Part; the total credit per Order's line shall not exceed two thousand (2 000) euros;
- Timeframe of thirty one (31) calendar days up to sixty (60) calendar days: six (6) per cent of the invoiced value of the Spare Part; the total credit per Order's line shall not exceed three thousand (3 000) euros;
- Timeframe of more than sixty one (61) calendar days: eight (8) per cent of the invoiced value of the Spare Part; the total credit per Order's line shall not exceed four thousand (4 000) euros.

- If the Spare Part(s) ordered is(are) "on demand" as identified in the Seller's price list in force, the Seller shall propose a delivery date and commit on it in the Order Confirmation. If the Seller delivers the Spare Part(s) on demand after the said committed delivery date, the credit per delayed Spare Part shall equal to eight (8) per cent of the invoiced value of the Spare part; the total credit per Order's line shall not exceed four thousand (4 000) euros.

- The credit shall not apply in case of an event disrupting the logistic flow for reasons not attributable to the Seller.

- The eligible credits shall be cumulated from 1st of January to 31st December of year n and the related total amount will be then granted under the form of a credit which shall be valid from 1st of April until 31st December of year n+1 and shall be used by the Customers for paying ordered Spare Parts. Said credit shall not apply in case of Customer's default, such as, but not limited to, late payment and payment default.

If the Contract stipulates another INCOTERM® than FCA, the conditions for allocating the credit are subject to adjustments and shall be agreed between the Parties.

B3-2 Rush Purchase Orders

The Rush Purchase Order is an Order with a requested delivery time below two (2) weeks from the date of its receipt by the Seller, the Customer not being in AOG situation.

B3-3 AOG Purchase Orders

To guarantee an efficient service to the Customer and respond quickly to any situation where the Customer's Helicopter is AOG, the Seller provides a twenty four (24) hours a day/seven (7) days a week AOG service. The AOG service is available for Orders of Spare Parts which are essential to put a Helicopter back into service or to enable it to perform its mission.

Any Spare Parts listed in the Seller's illustrated Parts catalog can be ordered by the Customer via AOG service, except main assemblies, raw materials, ingredients and hazardous materials.

The AOG service is provided to the Customer at the price stated in the relevant Seller's price list in force or in the relevant Quotation. Nevertheless, the Seller shall be entitled to add a surcharge fee (excluding transportation) of one hundred (100) euros per confirmed AOG Order. A flat rate for transportation cost will be added to the price of Spare Parts.

The Customer shall also mention in writing regarding any AOG Order placed to the Seller, the following information:

- Part number/ nomenclature
- Failure description and reason of removal
- Quantity required for the specific AOG
- Ship to address

The Seller, by sending an Order Confirmation, shall confirm in writing to the Customer the price and the delivery time within twelve (12) hours after receipt of the Customer's Order.

The Spare Parts already available in the Seller's inventory upon receiving the Order from the Customer will be delivered packed Carriage Insurance Paid (CIP, INCOTERMS® 2010) to the nearest international airport to the Customer and within seventy two (72) hours after receipt by the Seller of the Customer's Order, depending on the delivery location.

The Customer may order in AOG a maximum of three (3) line items per Order and in accordance with the quantity fitted on the Helicopter. If several line items are ordered, the Seller has the right to make partial deliveries, depending on the availability of the Spare Parts.

The Customer shall check the Spare Parts provided in AOG conditions, notify any recognisable defects in a documented registered letter within forty eight (48) hours as from the date the Spare Parts have been received by the Customer and place them at Seller's disposal.

B4 - SB kit and STC

Unless otherwise specified, the kits originated from SB or STC modification are defined on the basis of the "as-delivered" configuration (i.e. the configuration of the Helicopter at the time of transfer of title from the Seller to the original customer). It is the responsibility of the Customer to make sure that the actual configuration of the Helicopter corresponds to the pre-mod configuration of the relevant SB or STC installation instruction. Any deviation of the actual configuration that requires the amendment of the SB or the STC installation instruction shall be charged to the Customer on a time and material basis.

Unless otherwise specified, the STC is sold to the Customer with the certification(s) as listed in the catalog and specified in the offer. It is the responsibility of the Customer to make sure that such certification(s) are acceptable to its competent airworthiness authority before the installation of the kit. The Seller will provide all reasonable support to the Customer for the additional certification or validation of the existing certification(s) at the latter's sole expense on a time and material basis.

The STC holder of the Product shall retain full responsibility for the type design definition its own Product (configuration, definition, necessary changes and continuing airworthiness). The Seller does not warrant the compatibility of the STC with future mandatory or non-mandatory modifications.

Contacts

For more information, please contact:
marketing.helicopters@airbus.com

AIRBUS

Airbus

Aéroport International Marseille Provence
13725 Marignane Cedex - France

©Airbus 2017 - All rights reserved. Airbus, its logo and product names are registered trademarks.

Airbus Helicopters reserves the right to make configuration and data changes at any time without notice. The facts and figures contained in this document and expressed in good faith do not constitute any offer or contract with Airbus Helicopters.

Concept design by Kaiman
Photos by DR - © Airbus Helicopters

Printed in France

Printed on PEFC certified paper originating from sustainable forests.

Tools & Ground Support Equipment 2017