

AIRBUS

HELICOPTERS
Service

Tools & Ground Support Equipment

Dauphin family

January 2021

AIRBUS

Introduction

Dear Customers,

With the aim of continuously improving its services, Airbus Helicopters is pleased to present you its new Tools & Ground Support Equipment commercial catalog.

This catalog intends to illustrate the suite of specific Tools and Ground Support Equipment for O and I maintenance levels and the associated services that Airbus Helicopters offers to support your fleet operations. To facilitate its use, this document has been customized per Helicopter family.

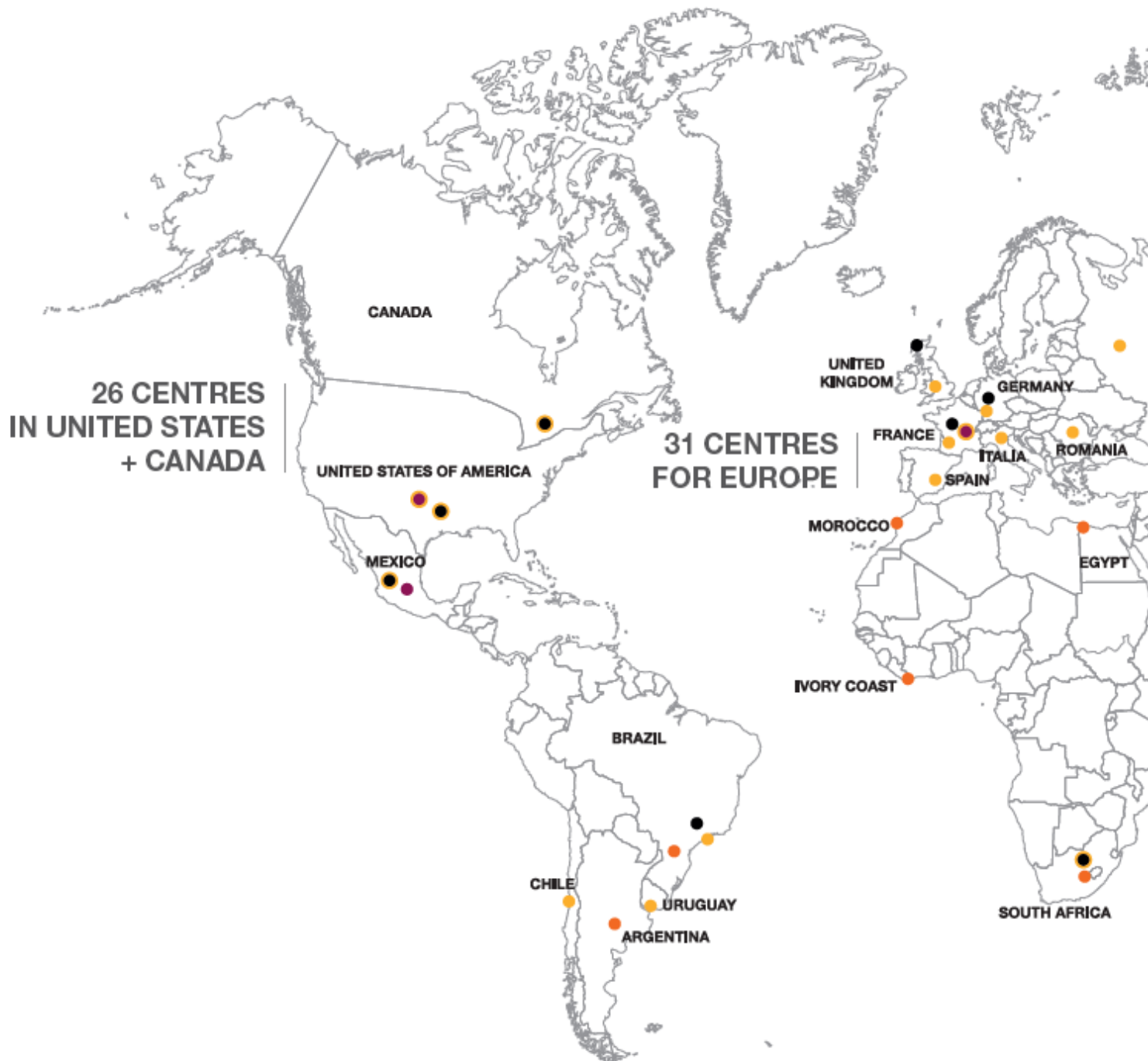
It is structured to assist the search of a Tool or Ground Support Equipment (GSE): either by ATA classification or by Tool Family. We trust this catalog will efficiently support you in your daily maintenance operations and planning.

Should you need any further information, please contact your Sales Manager.



Thank you for your continued confidence in our services.
Airbus Helicopters

WHEREVER YOU OPERATE... WE SUPPORT YOU



**OUR GLOBAL NETWORK SPANS MORE THAN 150 COUNTRIES
WITH AN EXTENSIVE APPROVED MAINTENANCE NETWORK
LOCATED IN CLOSE PROXIMITY TO CUSTOMER FACILITIES:**

- 30 customer centres and affiliated sites.
- 90 service centres.
- 10 logistics hubs and local inventories,
as well as multiple local stock warehouses.
- 4 technical support hubs.



Find your service centre
with our Heli Presence App
on your mobile devices or
through our Airbus Helicopters
web site <https://www.airbus.com/helicopters/services/global-network-map.html>

User Guide

In order to get the most out of this catalog, you can locate a tool or Ground Support Equipment by ATA chapter or by tool family.

First by ATA chapter...



ATA

REFERENCE

DESIGNATION

PAGE

...Or by tool family

Our tool families

	Towing, mooring and immobilization tools
	Protections and covers, blanking for maintenance
	Portable cranes, slings, jacks and accessories
	Stands, platforms, jigs and trolleys
	Infrastructure
	Containers and Cases
	Safety and security equipment
	Extractors, guides and calibrated wrenches
	Testing, measurement and maintenance tools, benches
	Services and maintenance benches
	IT Devices
	Miscellaneous



Please note that depending on the catalog version, all the tool families may not be necessarily applicable.

How to read the product page

[Back to table of contents](#)[illegible]

Tool Family
Helicopter Family
Tool Sub-Family

[illegible]

Reference

Important note

This document is a commercial catalog and cannot substitute the Aircraft Technical Data. As an example, the Aircraft applicability is given for indication only. It is the responsibility of the user of this catalog to check which Tools or Ground Support Equipment are compatible with the operated Aircraft (prerequisites, airworthiness requirements...).

The pictures displayed in this catalog are not contractual.

Airbus Helicopters reserves the right to make configuration and data changes at any time without prior notice. The data and figures contained in this document are expressed in good faith and do not constitute any offer or contract with Airbus Helicopters.

For any information, please contact your Sales Manager or send an email to Airbus Helicopters Marketing department:

marketing-services.helicopters@airbus.com

Table of contents

TOOLS & GSE by ATA 9

TOOLS & GSE description

Towing, mooring and immobilization tools

Tow bars	33
Twin wheels	34
Mooring rings	35
Tow lines	36
Blade folding and Immobilization tools	37
Blade poles	38
Wheel chocks	39

Protections and covers, blanking for maintenance

Helicopter/Fuselage covers	41
Fenestron/Window/Cabin covers	42
Blade covers (aft/fwd)	44
Air blanking	45
Tail Gear Box covers	47
Blade caps	48
Pitot and static blanking	49
Flexible blanking	50
Rigid blanking	52
Metallic blanking	54

Portable cranes, slings, jacks and accessories

Blade slings	57
Hoisting	58
Cable/Strap hoisting	61
Jacks	62
Hoisting and Jack accessories	63
Hoisting covers	64

Stands, platforms, jigs and trolleys

Servicing platforms	67
Servicing trolleys	68
Support and Servicing assy	69
Stands and Jigs for transport	72
Ladders	73
Access ramps	74

Containers and Cases

Wooden cases for blade	77
Cases for Main/Tail Rotor Head/Main/Tail Gear Box	78
Containers for Main/Tail Rotor Head/Main/Tail Gear Box	79
Containers for air transport	80

Extractors, guides and calibrated wrenches

Simple extracting or installing tools	83
Complex/Calibrated extracting or installing tools	95

Testing, measurement and maintenance tools, benches

Connectors, cables, electrical and IT adaptors	97
Cutoff boxes	99
Air Data Test Sets	100
Electrical test cases	101
Control and Measuring tools	103
Endoscopes	104
Vibrations adjustment tools	105
Accessories for vibrations adjustment tools	107
Harmonization tools	108
Accessories for harmonization tools	109
Alignment and Levelling tools	110
Software loading benches	111
Fluids test cases (hydraulic, cooling, fuel, etc)	112
Fluids test accessories	115
Flight Control adjustment	117
Miscellaneous complex/calibrated mechanical tools	118
Miscellaneous/simple mechanical tools	120
Engine test sets	123

Services and maintenance benches

Ground Power Units and starters, battery chargers	125
Hydraulic benches, air cooling and accessories	126
Engine rinsing benches	128
Simple or standard pumps	129

IT Devices

IT accessories	131
Software	132
Fleet Management System (Soft & Hard)	134
Mission preparation stations	135

Miscellaneous

Electrical toolbox or kits	137
----------------------------	-----

Standard handtools or miscellaneous	138
Specific handtools or miscellaneous	140
Other miscellaneous	145
Other consumables	147

TOOLS & GSE Services 149

Standard Conditions
of Sale 153



TOOLS & GSE

by ATA



ATA	REFERENCE	DESIGNATION	PAGE
00-10	703A96000002	Documents Bag	145
00-10	703A92001000	Storage Bag	146
00-40	703A94000300	Electronic Inclinator	103
00-40	365A97815000	Harmonization Sight Support	108
05-00	703A95003300	Electrician Standard Case Additional Tooling	137
05-00	703A95052300	Hydraulic Reservoir Draining Tube	113
05-00	703A95052301	Hydraulic Reservoir Draining Tube	115
05-00	365A95234000	Vertical Stabilizer Access Ladder	73
07-00	365A91215503	False Tail Suspension	72
07-00	365A91215507	False Tail Suspension	70
07-00	703A91030500	Jacking Pad	63
07-00	703A91070320	Raising Chock	74
07-00	703A91070421	Ramp Extension Chock	74
07-00	365A91006501	Shortened Tail Wheel Set	34
07-10	365A91214002	Hoisting Ball-joints	63
07-10	365A91214501	Hoisting Fittings	63
07-10	365A91214102	Lifting Fittings	62
07-10	703A91031500	Telescopic Hydraulic Jack	62
07-30	365A91004900	Boarding Sling	59
07-30	365A91215002	Cargo Sling	58
07-30	365A91318201	Helicopter Sling	58
07-30	521M50	Hoisting Chain	59
07-30	703A91021205	Hoisting Device	63
07-40	365A91318001	Helicopter Sling	63
07-50	703A92031700	Dual Mooring Ring	35
07-50	365A96650000	Fuel Tank Connector Suitcase	112
07-50	703a96650100	Fuel Tank Suitcase	113
07-50	332A91410003	Main Landing Gear Twin Wheel	34
07-50	703A91020801	Shackle (33)	63



ATA	REFERENCE	DESIGNATION	PAGE
07-50	365A91006400	Towing Device	36
08-30	D10890D	Anti-Stress Plate	62
09-10	365A91008000	Digging Device	36
09-10	365A91005700	Horn Towing Bar	33
09-10	703a91041506	Sepecific Towing Bar	33
09-10	341A91002900	Sling Set	36
09-10	365A91005000	Towing Bar	33
09-10	365A91005900	Towing Bar	33
09-10	366A91000000	Towing Device	36
09-10	703A91041503	US Navy Towing Bar	33
09-20	365A91007100	Tail Wheel Set	34
10-00	365A92248000	Air Input Cover	46
10-00	365A91424601	Auxiliary Landing Gear Anti-lengthing Clip	142
10-00	365A91005500	Guiding Bar	33
10-00	365A92724900	Heating Blanking Cap	50
10-00	365A92006000	Heavy Weather Mooring Device	35
10-00	365A91005801	Horn Guiding Bar	33
10-00	365A92118700	Main Blades Cover	44
10-00	365A92116200	Main Blades Hoods	48
10-00	365A92724800	Mobile Cowlings Blanking Cap	50
10-00	366A82800402	Mooring Device	35
10-00	703A92030500	Mooring Ring	35
10-00	703A91020501	Shackle (10)	35
10-00	703A92001003	Storage Bag	146
10-00	365A96321006	Storage/Transportation Main Gear Box Protection	47
10-00	703A92021100	Temperature Probe Blanking Cap	52
10-00	703A91042500	Wheel Chock	39
10-00	703A91042502	Wheel Chock	39
10-00	703A91042501	Wheel Chock	39



ATA	REFERENCE	DESIGNATION	PAGE
10-00	703A92400001	Wheel Chocks	39
10-10	365A92725300	Air Conditioning Input Blanking Cap	46
10-10	365A92725400	Air Conditioning Input Blanking Cap	45
10-10	365A92234102	Fenestron Cover	43
10-20	X102P1102101	Lashing kit air transport Dauphin	35
10-20	X102P1201101	STANAG lashing ring	35
12-00	S00-604	Accelerotester Kit	105
12-00	365A93118000	Blade Tip Removal Device	51
12-00	365A91118000	Main Blades Lower Cradle	72
12-00	365A91234601	Tail Boom Support Jig	70
12-00	703A97670201	Temperature Calibration	123
12-00	8819708000	Turboshaft Powerplant Rinsing Bench	128
12-00	703A95053000	Water Draining Pipe	115
12-10	365A94758000	Hydraulic Reservoir Connectors	115
12-10	703A95053200	Tail Gear Box Oil Draining Tube	115
12-10	703A95052500	Tank/Filter Dump Pipe	115
12-10	703a95053300	Turboshaft Powerplant Draining Tube	114
14-00	365A96118100	5 Main Blades Container	81
14-00	365A91118200	Aerotransport 5 Main Blades Case	80
14-00	365A91004801	Boarding Sling	59
14-00	365A91138000	Horizontal Stabilizer Case	78
14-00	703A97683500	Professionnal Ground Station Analysis Software	132
14-00	703A91070100	Ramp Extension Chock	74
14-00	365A91348000	Section Aerotransport Case	80
14-00	365A91008401	Towing Lines	36
14-00	703A97673000	VRU Checklist Cable	97
14-30	365A91118100	Aerotransport 5 Main Blades Case	80
18-00	S00-624	Accelerotester and Calibration Kit	105
18-00	703A94326502	Dms ground software n3	132



ATA	REFERENCE	DESIGNATION	PAGE
18-00	703A94326004	Dms ground software v1.4	132
18-00	703a94320001	Steady Control	106
18-00	365A94328050	Steady Control Additional Software EC155B	132
18-00	365A94328060	Steady Control Additional Software EC155B1	132
18-00	365A94328020	Steady Rotor EC155 Software Kit	105
18-10	365A94320100	Steady Control N & FS Adaptation Kit	105
20-10	365A92005001	Heavy Weather Mooring Device	35
20-10	365A92118600	Heavy Weather Mooring Pole	38
20-10	365A92116900	Reinforced Hoods Kit	37
21-00	365A92724002	Air Conditioning Blanking Caps	45
21-00	365A92724500	Air Conditioning Outlet Blanking Cap	45
21-40	365A94720000	P2 Tube Impermeability Suitcase	113
21-50	365A95728000	Air Conditioning Circuit Caps Suitcase	113
21-50	410N11	Air Conditioning Filling Bench	126
21-50	365A92724300	Liebherr Air Conditioning Blanking Caps	45
21-50	703a97720000	Liebherr Air Conditioning Box	112
21-50	365A94828000	Pulley Alignment Device	110
21-50	365A92725000	Splited Air Conditioning & Doppler Blanking Caps	45
21-90	ACS-DIAG-EC	Air Conditioning Diagnostic Test	113
21-90	703A95510000	Air Conditioning Replacement Firing Pin	116
22-00	703a97621700	Pilot Automatic Test Suitcase	101
22-10	LAB84221000	155d Automatic-Pitot Test Cord	98
22-10	CEL85-22-10-00	Automatic-Pilot 155d Test Cords	98
22-10	CEL84-22-10-00	Radio-Altimeter Simulation Test Suitcase	102
22-10	CEL99-22-10-00	Radio-Altimeter Simulator Test Case	101
22-30	LAB84222000	Coupler Test Cable	98
22-30	703A94751600	Thermal Hydraulic Bench	126
24-00	KA2016PSPS	Portable Starter Power Supply	125
24-00	GB4520V04	Power Supply Bench	125



ATA	REFERENCE	DESIGNATION	PAGE
24-00	KA2010	Super Master Charger	125
24-40	C2205KG7A5	Electrical Converter 110/220V	97
25-00	M015B02	Alkan Mechanical Hoist	58
25-00	365A91824000	Optional Devices Trolley	68
25-00	365A97670005	Overtemp Indicator Test	102
25-00	365A91844000	Rescue Hoist Jig	72
25-00	360A93870020	Seat Removal Wrench	143
25-00	703A91820100	VIP Footboard Handling Device	146
25-60	703A97671105	Beacon Squib Selector	101
25-60	703A97670600	Hoist Squib Cable Test	98
25-63	365A93814020	Pyrotechnic Fastener Wrench	141
25-70	500210-000003	Appareo Flight Data Analyzer	132
25-90	365A94251000	Casting off Stress Check Device	102
26-00	703A97670801	Fire Cartridge Squib Adaptor	102
26-00	703A97671205	Hoist Squib Test	101
27-00	365A97618005	Actuators Control Suitcase	117
27-00	365A94274008	Flight Control Adjustment Device	117
27-00	365A94274009	Flight Control Adjustment Device	117
27-00	365A94278101	Flight Control Adjustment Device	117
27-00	365A91754100	Holding Servo-control Blocking Device	120
27-00	365A91754000	Main Servo-control Holding Device	120
27-00	FM84-67-20-03	Trim Jacks Test Suitcase	102
27-20	365A91274000	Yaw Control Protection	54
28-00	365a95540000	Fuel Draining Pipe	112
28-00	GAMIC-2-DL2IR	Multi-gaz Portable Detector	112
28-20	703A95053601	Circuit Draining Tube	115
28-20	365A93554101	Conveyance Fuel Tank Circuit Wrench	141
28-40	CEL2130200	Fuel Circuit Test Suitcase	112
29-00	703A95052001	Draining Pipe	116



ATA	REFERENCE	DESIGNATION	PAGE
29-00	703A94750103	Electrical Engine Hydraulic Bench	126
29-00	703A94750104	Electrical Engine Hydraulic Bench	126
29-00	703A94750105	Electrical Engine Hydraulic Bench	127
29-00	703A94750106	Electrical Engine Hydraulic Bench	127
29-00	GP95000	Electrical Hydraulic Bench	112
29-00	703A94751105	Electrical Hydraulic Bench	126
29-00	703A94751106	Electrical Hydraulic Bench	126
29-00	703A95053500	Fuel Dump Pipe	115
29-00	365A95754201	Hydraulic Accessories Kit	113
29-00	365A94750100	Hydraulic Adaptor (Right side)	116
29-00	32539001	Hydraulic Air Accessories Suitcase	112
29-00	703A94751103	Hydraulic Bench	126
29-00	703A94751104	Hydraulic Bench	126
29-00	365A95750000	Hydraulic Connector	114
29-00	365A93325201	Hydraulic Pump Shear Shaft Exchange	85
29-00	365A94758001	Hydraulic Reservoir Connectors	115
29-00	SEFAGP906	Manual Hydraulic Pump	129
29-00	703A94751502	Manual Pump/Hydraulic Bench	127
29-00	703A94750302	Thermal Hydraulic Bench	127
29-00	365A95754100	Torquemeter Device	118
30-00	365A92004600	Cable-cutter Cabin Cover	42
30-00	703a92670000	OAT Probe Cover	45
30-00	703A91022301	Standard Hoisting Ring	59
30-40	365A92008000	Cabin Cover	42
32-00	D32AXJ00002601	Landing Gear Jack	62
32-10	360A94410001	Braking Torque Check	118
32-10	365A91008100	False Main Landing Gear	72
32-10	365A97618305	Flight/Ground Simulator	101
32-10	365A91414500	Main Landing Gear Anti-lengthing Clip	144



ATA	REFERENCE	DESIGNATION	PAGE
32-10	365A93414601	Main Landing Gear Axis Extractor	94
32-10	365A93414501	Main Landing Gear Axis Hafting	94
32-10	365A92414101	Main Landing Gear Corset	143
32-10	365A91414000	Main Landing Gear Jacking Point	62
32-10	365A93424100	Pin Spanner	140
32-10	365A91415000	Rail Landing Gear Stop	120
32-20	365A91425001	Auxiliary Landing Gear Blocking Device	120
32-20	365A91424000	Auxiliary Landing Gear Jacking Point	62
32-20	ERAMOU50395	Landing Gear Maintenance Box	144
32-20	703A93021420	m20 Centering Shell	92
32-20	OU-50468	Towing Horn Extractor	93
32-30	365A92414002	Main Landing Gear Blocking Device	122
33-10	M331V4001101	Cockpit Lighting Harmonization System	97
33-10	FM84333001	Harmonization Extension	108
33-10	FM84333002	Light Harmonization Extension	108
34-00	60102080PT	Anemobarometric Tubes Crimping Wrench	138
34-00	703a94681500	Compensation System	102
34-00	703A97671500	Global Navigation System-x Test Shunt Plug	98
34-00	365A92254000	Naca Plugs Blanking Cap	46
34-00	366A91760000	Pitot Protection Device	49
34-00	On Request	SIRINA Mission Preparation Station	135
34-00	703A92020504	Static Port Blanking Cap	49
34-00	703A92020100	Total Static Port Blanking Cap	49
34-10	332A92251500	Frost Prob Protection Device	45
34-10	703A92020505	Static Port Blanking Cap	49
34-11	39500	Anemometric Verification Sleeve	100
34-11	DPI610-2361	Portable Aircraft Leak Tester for pitot probe	101
45-00	703a97682400	ARMS Ground Station	134
45-00	703A97633932	CMT & Vibrato Arms Cable	97



ATA	REFERENCE	DESIGNATION	PAGE
45-00	703a97634400	CMT & VIBRATO Softwares	133
45-00	365A97638000	EC155 PMT Connection Cable	98
45-00	703a97633902	EMU Cabling Set	97
45-00	703A97633800	Ground Station EMU	111
45-00	703A97633910	PMT Cable	97
45-00	703A97634501	PMT Software	132
45-00	703a97634300	Steady Control Rotor Software	132
45-10	703-A-KCVFDR00	Cockpit Voice & Flight Data Recorder L3com/Honeywell Kit	120
45-10	703-A-KVPU00	VPU Maintenance Kit	132
50-00	360A91210200	Cabin Jig	72
50-00	360A91210201	Cabin Jig	72
53-00	365A92545600	Anti-sand Filter Cover	50
53-00	350A92541100	Arriel Tuyere Cover	45
53-00	365A92004004	Cabin Cover	43
53-00	365A92004005	Cabin Cover	43
53-00	365A92004200	Cabin Cover	43
53-00	365A92004201	Cabin Cover	43
53-00	365A92004500	Cable-cutter Cabin Cover	42
53-00	365A92004501	Cable-cutter Cabin Cover	42
53-00	365A92004300	Extended Door Cabin Cover	42
53-00	365A92004301	Extended Door Cabin Cover	42
53-00	365A92214000	Fuselage Cover	41
53-00	365A92218000	Fuselage Cover	41
53-00	365A92004400	Homing w/uhf Cabin Cover	42
53-00	365A92004401	Homing w/uhf Cabin Cover	43
53-00	360A96320002	Main Gear Box Cover	59
53-00	365A96318000	Mast Cover	54
53-00	365A91234800	Stabilizer Jig	71
53-10	365A92008200	Cable-cutter Cabin Cover	42



ATA	REFERENCE	DESIGNATION	PAGE
53-10	365A92218100	Fuselage Cover	41
53-10	365A91250100	ORB Radome Protection Device	50
53-10	365A91250000	Radome Protection Device	50
53-10	365A91250200	Varan Radome Protection	50
53-10	365A92235000	Vertical Stabilizer Foldable Device	37
53-30	365A91004500	Boarding Sling	58
53-30	703A91024601	Hoisting Beam	59
53-30	703A95030000	Servicing Platform	67
53-30	365A95004000	Turboshaft Powerplant Access Pitaform	67
53-30	365A95004001	Turboshaft Powerplant Access Pitaform	67
53-50	703A93020020	m8 Shell	93
53-50	365A91344000	Section Case	80
53-50	365A91234300	Tail Boom Blanking Cap	52
53-50	365A91234501	Tail Boom Jig	70
53-50	365A91234001	Tail Boom Sling	58
53-50	365A91234700	Tail Cone Jig	70
53-50	365A91134000	Tailplane Case	78
53-50	365A93814100	Tailplane Seal Cutting Device	141
55-30	365A91234202	Horizontal Stabilizer Sling	61
56-00	365A93250100	Windshield Centering	86
56-00	365A93250200	Windshield Central Holding Device	141
56-00	365A93250000	Windshield Holding Device	141
60-00	VISIOBOX371200	Multi-purpose Borescope	104
62-00	8814401000	Arriel Case	78
62-00	69000402600	Blade Protection	145
62-00	19152-332A-11-0024-02	Stainless Steel Scraper	138
62-10	365A96114700	1 Main Blade Container	81
62-10	365A96114800	1 Main Blade Container	81
62-10	365A96114900	1 Main Blade Container	80



ATA	REFERENCE	DESIGNATION	PAGE
62-10	365A91114000	4 Blades Case	77
62-10	365A96114000	4 Main Blades Container	81
62-10	365A93114000	Blade Tip Straitjacket	52
62-10	703A94000500	Blades Tracking Flag	38
62-10	81-00-04-008-00	Bonding Check Device	146
62-10	69-00-04-027-01	Bonding Tabs Tool	145
62-10	81451-365A-11-0050-04	Dummy Sleeve	122
62-10	97300-341A-11-0040-00	Handling Trolley	68
62-10	93100-04-109-01	Heater Carpet	137
62-10	365A91308002	Hoisting Beam	58
62-10	350A92113000	Hoods Pole	38
62-10	365A96118000	Main Blade Container	80
62-10	365A91114500	Main Blades Cradle	70
62-10	365A92114009	Main Blades Foldable Device	37
62-10	365A92116001	Main Blades Hoods	37
62-10	365A91115001	Main Blades Sling	57
62-10	365A91114700	Main Blades Trolley	68
62-10	365A91114800	Main Blades Trolley	68
62-10	703A94113001	Main Rotor Blades Trim Tab	121
62-10	69-01-3130S-11-10-035-00	Metallic Spatula	146
62-10	92900-04-902-01	Regulator	137
62-10	703A92002000	Rope Guide	63
62-10	90-02-3130S-11-10-000-80	Silk Screen	146
62-10	90-01-365A-11-0050-02	Silk Screen	147
62-10	90-02-365A-11-0050-02	Silk Screen	147
62-10	90-03-365A-11-0050-02	Silk Screen	147
62-10	90-04-365A-11-0050-02	Silk Screen	147
62-10	90-901-365A-11-5030-02	Silk Screen	147
62-10	90-02-330A-12-0000-00	Silk Screen	145



ATA	REFERENCE	DESIGNATION	PAGE
62-10	90-03-321A-11-0020-00	Silk Screen	145
62-10	27-02-330A-11-1530-21	Spatule plate	138
62-10	95-02-3160S-11-10000	Trestle	69
62-10	85-00-04-206-02	Vacuum Pump for composite	129
62-10	365A92117000	Wintry Camp Blades Cover	44
62-10	365A92116500	Wintry Camp Hoods	37
62-20	SESA365N	Balancing Adaptation Kit	105
62-20	SESA365N1	Balancing Adaptation Kit	105
62-20	365A93317100	Bonding Ring Tool	140
62-20	365A94318000	Connecting Rod Immobilization Tool	121
62-20	365A94318101	Frequency Adaptor Adjustment	118
62-20	365A94318300	Frequency Adaptor Ball-joint Clearance Check	121
62-20	365A91004002	Helicopter Hoisting	61
62-20	355A93314000	Hub Ball joint Extractor	83
62-20	703A95020003	Lubrication Pump	129
62-20	365A92314000	Main Rotor Hub Cover	41
62-20	365A92318100	Main Rotor Hub Cover	41
62-20	365A91318101	Main Rotor Hub Sling	63
62-20	365A93315000	Main Rotor Hub Tensioning	121
62-20	365A93314101	Mast Bearings Holding Device	141
62-20	365A96314002	Mast Blanking Device	53
62-20	365A96316000	Mast Case	78
62-20	365A93310320	Mast Casing Support	70
62-20	365A91311001	Mast Hoisting Ring	63
62-20	365A93310000	Mast Nut Wrench	143
62-20	365A93311501	Mast Reversal Sling	58
62-20	365A93318501	Mast Reversal Sling	60
62-20	365A93310500	Mast Reversal Stand	70
62-20	365A91314502	Mast/Hub Stand	72



ATA	REFERENCE	DESIGNATION	PAGE
62-20	703A91021001	Specific Strop	61
62-20	365A96315000	Starflex Hub Case	81
62-20	365A96318200	Starflex Hub Case	81
62-20	365A91310001	Starflex Main Rotor Hub Stand	69
62-20	365A91310502	Starflex Main Rotor Plate Sling	61
62-20	365A91305500	Support Jig	72
62-20	365A93318400	Turned Mast Stand	70
62-20	365A93314300	Upper Stops Retraction	121
62-20	365A93319001	Upper Stops Retraction	120
62-30	365A93311400	Ball Joint Adjustment Tool	118
62-30	365A93317000	Ball Joint Ring Detorque	138
62-30	365A93314200	Bearings Haffing Bell Cover	86
62-30	365A93311200	Bearings Installation Dolly	83
62-30	365A93310421	Bearings Outer Ring Haffing Tool	85
62-30	365A93318200	Bearings/Spin Table Installation Device	93
62-30	365A93318800	Mast Bearings Nut Wrench	140
62-30	365A93310102	Mast Casing Extractor	89
62-30	365A93310201	Seal Casing/Bearings Extractor	88
62-30	365A93311101	Spin Table Bearings Extractor	89
62-30	365A93311000	Spin Table Extractor	87
62-30	365A93318000	Spin Table Extractor	95
62-30	365A93318300	Spin Table/Stationary Star Installation Device	93
62-30	365A93311300	Spin Table/Stationary Star Installation Tas	83
63-10	365A94354002	Main Gear Box/Turboshaft Powerplant Connection Alignment Check	110
63-20	368A96320100	1st reduction stage blank	52
63-20	368A93320900	Aft output flange extractor	83
63-20	366A93320100	Alternator Plug Seal Exchange	93
63-20	360A93323000	Alternator Seal Holder Extractor	88
63-20	366A93320000	Alternator Seal Holder Extractor	91



ATA	REFERENCE	DESIGNATION	PAGE
63-20	X632P6703102	Dauphin MGB Blank	54
63-20	X632P6110111	Dauphin planet gears container x1	79
63-20	X632P6110101	Dauphin planet gears container x5	79
63-20	368A93324100	Dynamic seal exchange	83
63-20	368A93321200	Dynamic seal guiding shell	86
63-20	368A93321500	Dynamic seal retainer exchange	83
63-20	FORTAR4420	Endoscope Kit	104
63-20	368A96320200	Epicycloidal gear blank	52
63-20	368A96320300	Fan blank	52
63-20	368A93322100	Fan counter key	84
63-20	368A93322300	Fan counter key	94
63-20	368A93322600	Fan dynamic seal exchange tool	85
63-20	368A93322200	Fan pinion nut wrench	92
63-20	KA0225	Filings collect and analysis case	114
63-20	365A93320501	Flange Extractor	85
63-20	365A93320101	Flange Holding Wrench	138
63-20	368A93324200	Free wheel brake extractor	86
63-20	368A93320500	Free wheel flange extractor	91
63-20	365A93321400	Freewheel Flange Haffing	85
63-20	365A92314502	Frequency Adaptor Blocking Device	121
63-20	366A96320201	Gearbox Casing Blanking Device	54
63-20	368A93320400	Guiding shell	85
63-20	X632P5201101	H155 particles catchers	113
63-20	366A93320600	Hydraulic Pump Seal Exchange	90
63-20	366A93320500	Hydraulic Pump Seal Holder Extractor	92
63-20	368A93324000	Key/Counter key	83
63-20	368A96320500	Lubrication pump blank	53
63-20	365A95004500	Main Gear Box Access Pltform	67
63-20	365A95008000	Main Gear Box Access Pltform	67



ATA	REFERENCE	DESIGNATION	PAGE
63-20	365A93384000	Main Gear Box Base Chocks Set	119
63-20	365A96326000	Main Gear Box Case	80
63-20	365A91324003	Main Gear Box Cover	64
63-20	365A93325900	Main Gear Box Double Pump Extractor	84
63-20	360A93322100	Main Gear Box Fan Holding Wrench	143
63-20	360A93322020	Main Gear Box Fan Nut Wrench	140
63-20	365A93325100	Main Gear Box Outlet Flange Exchange	88
63-20	360A93320900	Main Gear Box Power Take-off Pad Flange Extractor	89
63-20	365A93324120	Main Gear Box Power Take-off Pad Seal Jet	85
63-20	365A93321220	Main Gear Box Ring Assembly Jet	85
63-20	365A93324021	Main Gear Box Sta-Lock Nut Wrench	140
63-20	365A91324504	Main Gear Box Stand	69
63-20	365A93324502	Main Gear Box Universal Block Axis Extractor	86
63-20	X632P6019101	MGB Dauphin container	79
63-20	365A93321500	Nut Retainer Drift	89
63-20	365A93324620	Oil Filter Cover Wrench	140
63-20	703A95053100	Oil Main Gear Box Draining Tube	116
63-20	360A93321400	Power Take-off Pad Ring Extractor	88
63-20	360A93321000	Power Take-off Pad Seal Holder Extractor	87
63-20	365A93324400	Power Take-off Pad Seal Holder Extractor	85
63-20	360A93321120	Power Take-off Pad Seal Holder Installation Jet	87
63-20	365A93524020	PSO Valve Lock Wrench	142
63-20	368A96320400	Rear Output blank	52
63-20	368A93326000	Rear Output Module and Fan extractor	91
63-20	368A93326100	Rear output seal retainer fitting	84
63-20	368A93326200	Rear output wheel heating unit	91
63-20	368A93321000	SAR pinion seal holder extractor	83
63-20	368A93325100	SAR pinion seal nut exchange	91
63-20	360A93322600	Seal Dolly and Jet	87



ATA	REFERENCE	DESIGNATION	PAGE
63-20	368A93321100	Seal exchange	91
63-20	368A93321700	Seal fitting	94
63-20	360A93323100	Seal Hafting/Extraction	86
63-20	365A93320421	Seal Holder Assembly Jet	86
63-20	368A93324400	Seal Holder Extractor	91
63-20	368A93322400	Seal holder extractor	91
63-20	368A93322500	Seal holder fitting jet	94
63-20	360A93321200	Seal Jet and Dolly	87
63-20	360A93323200	Seal Surfacing Ring Extractor	89
63-20	360A93323320	Seal Surfacing Ring Hafting Tool	88
63-20	360A93330500	Servo-control Half Rod Holding Tool	140
63-20	365A93324202	Sta-Lock Brake Nut Exchange	84
63-20	365A96321004	Storage/Transportation Main Gear Box Protection	47
63-20	365A96321005	Storage/Transportation Main Gear Box Protection	52
63-20	365A93321300	Tachometer Seal Extractor	90
63-20	365A93321100	Tachometer Seal Holder Extractor	89
63-20	360A93322700	Ventilation Intake Ring Extractor	88
63-20	360A93322800	Ventilation Intake Ring Installation Jet	88
63-20	360A93322320	Ventilation Intake Ring Lock-Wrench	144
63-20	360A93322200	Ventilation Intake Ring Nut Wrench	143
63-20	360A93322400	Ventilation Intake Seal Holder Extractor	87
63-20	360A93322520	Ventilation Intake Seal holder Installation Jet	86
63-30	703A93020420	Centering Thimble	91
63-30	703a93020520	m12 Shell Centering	92
63-50	365A94324501	Reinforced Rotor Brake Adjustment	118
63-50	365A94324000	Rotor Brake Adjustment	118
64-00	703A94001504	Optical View Finder	110
64-00	360A93330100	Tail Rotor Fixation Wrench	143
64-00	360A96330000	Tail Rotor Immobilization Tool	120



ATA	REFERENCE	DESIGNATION	PAGE
64-10	69701-365A-12-0060-01	Socket Bonding Tool	145
64-10	365A96335200	Tail Blade Packaging	44
64-10	360A96330520	Tail Blade Protection	44
64-10	365A96338700	Tail Blades Packaging	44
64-10	365A96335620	Tail Blades Protection	44
64-10	365A96338620	Tail Blades Protection	44
64-20	365A93335000	Lock Nut m54 Extractor	83
64-20	703A95020002	Lubricating Pump	129
64-20	365A93336300	Spider Extractor	93
64-20	365A93337100	Spider Ring Bonding Device	93
64-20	365A93337000	Spider Rings Extractor	94
64-20	360A91330200	Tail Gear Box/Tail Rotor Support	70
64-20	365A93336100	Tail Rotor Extractor	95
64-20	365A93338000	Tail Rotor Extractor	93
64-20	365A96335500	Tail Rotor Immobilization Tool	143
64-20	365A93336220	Tail Rotor Nut Fixation Wrench	144
64-20	341A91330500	Tail Rotor Support	69
64-20	X642P6102101	TRH Dauphin container	79
65-00	703A93820000	ADELT Beacon Change Kit	142
65-00	703A93820100	ADELT CPT600 Specific Wrench	143
65-00	703A93031000	Fastening Clip Morcros	142
65-00	332A93550000	Fuel Tank Spanner	139
65-00	703A93001000	Intermediate Gear Box/Tail Gear Box Nut Wrench	138
65-00	703A93021320	m14 Centering Shell	92
65-00	330A93870000	Stretcher Assembly Wrench	142
65-00	365A91344520	Tail Rotor Drive Holding	120
65-10	360A93340220	Bearings Hafting Jet	90
65-10	360A93320700	Flange Holding Wrench	142
65-10	341A93340400	Rubber Ring Hafting Tool	87



ATA	REFERENCE	DESIGNATION	PAGE
65-10	360A93340300	Strap Positioning Tool	90
65-10	365A94344102	Tail Transmission Alignment	110
65-10	365A94345000	Tail Transmission False Run-out Check Device	121
65-10	365A94345001	Tail Transmission False Run-out Check Device	118
65-10	365A94345500	Tail Transmission Twisting Check	118
65-10	365A93344000	Transmission Bearings Exchange Device	94
65-10	365A93345000	Transmission Bearings Extractor	94
65-10	360A93340100	Transmission Shaft Bearings Extractor	90
65-10	360A93340001	Transmission Shaft Flange Extractor	87
65-20	365A96344400	1 Central Section Container	79
65-20	365A96344300	1 Section Container	79
65-20	703A93030000	Bearing Exchange	95
65-20	365A96348000	Central Section Container	80
65-20	365A93338220	Chinese Mass Holding Wrench	141
65-20	365A93338100	Control Rod Exchange/Check Device	94
65-20	X652P2000101	DAUPHIN TGB INPUT FLANGE BLANK	52
65-20	703A95051500	Draining Tip	115
65-20	365A93345200	Drive Shaft bearings Extractor	93
65-20	360A93330320	Half Rod Bearings Installation Jet	88
65-20	360A93330620	Half Rod Lower Nut Wrench	88
65-20	703A93002600	Lock Nut m10 Extractor	90
65-20	703A93002200	m20 Nut Retainer Exchange	92
65-20	703A93002320	m20 Shur-Lok Nut Wrench	138
65-20	703A93002100	Nut Retainer Exchange	89
65-20	365A93330500	Nut Retainer m10 Exchange	90
65-20	703A93002020	Nut Wrench	138
65-20	365A93334700	Nuts Servo-control Fixation Wrench	142
65-20	360A93330900	Seal Hafting/Extractor Tool	89
65-20	365A93334500	Seal Holder Ring Extractor	84



ATA	REFERENCE	DESIGNATION	PAGE
65-20	360A93330400	Servo-control Bearings Nut Wrench	142
65-20	703A93002720	Shur-lok nut m10 Wrench	89
65-20	365A93335100	Shur-Lok Nut Wrench	144
65-20	365A93330100	Tail Gear Box Control Rod Holding Tool	121
65-20	365A96334000	Tail Gear Box Case	78
65-20	365A96334100	Tail Gear Box Case	80
65-20	360A93330700	Tail Gear Box Collector Extractor	87
65-20	365A93338300	Tail Gear Box Control Shaft Bearings Exchange	92
65-20	365A93334200	Tail Gear Box Input Flange Extractor	84
65-20	365A93334100	Tail Gear Box Input Flange Holding	141
65-20	365A93334300	Tail Gear Box Input Seal Extractor	84
65-20	365A96330000	Tail Gear Box Protection	47
65-20	365A93334420	Tail Gear Box Seal Hafting Device	84
65-20	360A93330820	Tail Gear Box Servo Nut Wrench	143
65-20	365A93330000	Tail Gear Box Spring Compressor	141
65-20	365A93330320	Tail Gear Box Stop Ring Drift	90
65-20	365A91334000	Tail Gear Box/Tail Rotor Support	69
65-20	365A93334600	Tail Rotor Seal Extractor	84
65-20	X652P6204101	TGB DAUPHIN CONTAINER	79
65-30	365A93344100	Extensor Set	86
65-30	330A93340300	Intermediate Gearbox Seal Exchange	92
65-30	703A93002800	M30 Nut Retainer Extractor	92
65-30	360A93320800	Power Take-off Pad Nut Wrench	142
66-10	365A92118000	5 Blades Folding Device	37
66-10	365A92117503	Main Blades Foldable Device	37
67-00	703A93020620	Centering Thimble	90
67-10	365A98274000	Torque Shaft Exchange	95
67-30	703A94000000	Clearances Analyze Device	119
67-70	703A97670500	Cartridge Test Case	102



ATA	REFERENCE	DESIGNATION	PAGE
71-00	365A91540003	Arriel Turboshaft Powerplant Sling	61
71-00	365A91540004	Arriel Turboshaft Powerplant Sling	61
71-00	365A92545000	Turboshaft Powerplant Air Intake Blanking Cap	46
71-00	365A92545500	Turboshaft Powerplant Air Intake Blanking Cap	45
71-00	365A91541000	Turboshaft Powerplant Jig Wheels Kit	69
71-00	8816183000	Turboshaft Powerplant Rinsing Bench	128
71-00	365A92546000	Winter Camp Turboshaft Powerplant Cover	50
71-40	365A95588000	Turboshaft Powerplant Fixed Cowling Support	69
71-60	365A92545601	Anti-sand Filter Cover	41
72-00	365A93544001	Arriel Turboshaft Powerplant Holding	140
72-00	365A91540002	Arriel Turboshaft Powerplant Sling	59
72-00	365A92540800	Arriel Tuyere Blanking Cap	50
72-00	365A92544000	Arriel Tuyere Blanking Cap	50
72-00	365A92544100	Arriel Tuyere Blanking Cap	41
72-00	365A92244000	Heating Air Intake Blanking Cap	46
72-00	8814157000	Turboshaft Powerplant Rinsing Bench	128
72-00	365A91548001	Turboshaft Powerplant TM333 Sling	61
73-00	365A93554000	Fuel Circuit Platinum Wrench	140
73-10	SEFAMD300A	Fuel Circuit Control Device	112
73-10	332A97520505	Fuel System Test Case	114
73-10	365A94520000	Fuel Tank Valve Check	146
73-20	365A97540000	Flow Limiter Lever	118
92-00	365A97814000	Agrion Radar Harmonization	108
92-00	703A97673101	Hoist Cartridge Tester	103
92-00	365A95814000	Radome Protection Device	53
93-00	703A91060500	hs 312 Sonar Jig	69
93-00	703A92820000	hs 312 Sonar Obturator	53
93-00	365A91814500	Magnetic Anomaly Detector Jig	69
93-00	365A91006200	Wooden Jig	72



ATA	REFERENCE	DESIGNATION	PAGE
93-70	LAB84223000	h140 Horizon Extension	98
93-90	703A91024401	hs 312 Sonar Hoist Sling	58
93-90	365A94750000	Sonar Hydraulic Connector	113
94-00	703A94810000	Crouzet Sight Harmonization Tool	109
94-00	703A94810001	Crouzet Sight Harmonization Tool	108
94-00	703A94002500	Harmonization Panel	108
94-00	365A91814001	Hoisting Fittings	59
94-00	703A94810200	Mirror Support	108
94-00	703A97660500	MK46 False Torpedo Box	102
94-00	365A94815000	Multi-purpose Arm Harmonization	108
94-00	703A94850020	Rocket Launcher Harmonization	108
95-00	703A97671305	ctp6 Beacon Squib Cable	97
95-60	703A97670905	Cartridge Floatation Gear Switch	101
95-60	2998970	Digital Manometer	101
99-00	703A97685910	NG2 10a elips MPGS	131
xx-xx	703A97632715	Allied Cordon	97
xx-xx	On Request	Cutoff Box	99
xx-xx	703A97634800	Emu n3 kaza	111
xx-xx	332a97520600	Fuel Piping	114
xx-xx	365A97688105	Horizon H140cw Extension	97
xx-xx	703A92820100	Sonar Squib Shunt Plug	98
xx-xx	365a94320000	Steady Control 365 Kit	105
xx-xx	366a94320000	Steady Control 366 Kit	105
xx-xx	365a94328000	Steady Control EC155 Kit	107



TOOLS & GSE

DESCRIPTION

Towing, mooring and immobilization tools







Tow bars <

DESCRIPTION

Rigid bars designed and adapted to perform towing operations.


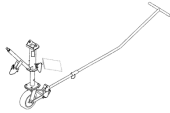
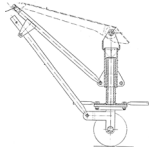
REFERENCE		FEATURES	O / I LEVEL	ATA	LABEL	WEIGHT	SIZE	TYPE APPLICABILITY
365A91005500 Guiding Bar		Device to guide manually the helicopter Including a locking device on the skid	O/I	10-00		10 (kg)	1,29 x 0,01 x 0,01 (m)	AS365, AS565
703A91041503 US Navy Towing Bar		Device to tow the helicopter from the auxiliary landing with corners for navy use Consists of a bar with hanging fittings and handling wheels	I	09-10		47,5 (kg)	0,2 x 0,7 x 3,86 (m)	AS332, AS365, AS532, AS565
365A91005700 Horn Towing Bar		Device to tow the helicopter for a skid equipped with horns Maximum working load: 1000 daN Consists of a fork bar with shock-absorber, fuses, locking device and handling wheels	I	09-10		10 (kg)	0,045 x 0,445 x 2,4 (m)	AS365, AS366, AS565
365A91005000 Towing Bar		Device to tow the helicopter with a tractor Maximum working load: 1000 daN Consists of a fork bar with shock-absorber, fuses, locking device and handling wheels	O/I	09-10		23 (kg)	2,84 x 0,62 x 0,25 (m)	AS365, AS565, H155
365A91005900 Towing Bar		Device to tow helicopter with HELLAS antenna Capacity: 1000 daN Consists of fork bar with fuses system, locking device and height adjustable system	O	09-10		10 (kg)	2,8 x 0,65 x 0,2 (m)	H155
703a91041506 Sepcific Towing Bar		Bar type US Navy Conceived for helicopters with ORB 32 Equipped with hanging fittings and handling wheels (without damper or fuses system)	O	09-10		45 (kg)	3,73 x 0,84 x 0,19 (m)	AS332, AS365, AS532, AS565, H225, H225M, SA330
365A91005801 Horn Guiding Bar		Device to handle manually the helicopter or with MAC-TAGGART system (skid with horns) Consists of a fork bar with locking device	O	10-00		11 (kg)	0,8 x 0,445 x 3 (m)	AS365



Twin wheels <

DESCRIPTION

Ground handling wheels designed to move helicopter equipped with a skid.

REFERENCE		FEATURES	O / I LEVEL	ATA	LABEL	WEIGHT	SIZE	TYPE APPLICABILITY
332A91410003 Main Landing Gear Twin Wheel		Pneumatic twin wheels Conceived for TRANSALL, HERCULES and ILYUSHIN 76 boarding	I	07-50	CE	24 (kg)	0,83 x 0,35 x 0,32 (m)	AS332, AS350, AS355, AS365, AS532, AS555, H225, H225M, SA330, SA360
365A91007100 Tail Wheel Set		Device to replace the kickstand for Transall and Hercules boarding	O	09-20	CE	15 (kg)	0,85 x 0,15 x 2,1 (m)	AS365, AS365, AS366, AS565, H155
365A91006501 Shortened Tail Wheel Set		Device to replace the kickstand for Transall and Hercules boarding Tail wheel with height adjustment (Diameter 65 mm)	I	07-00		16 (kg)	1,01 x 0,9 (m)	AS365



Mooring rings <

DESCRIPTION

Devices enabling to secure helicopter to any permanent structure (boat, off shore platform, etc).


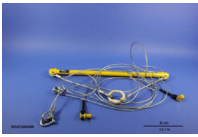
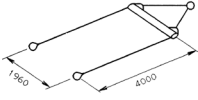

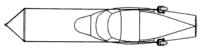
REFERENCE		FEATURES	O / I LEVEL	ATA	LABEL	WEIGHT	SIZE	TYPE APPLICABILITY
703A91020501 Shackle (10)		Operating load: 1000daN	O/I	10-00	CE	0,14 (kg)	0,09 x 0,08 x 0,03 (m)	AS365, AS366, AS565, H155
703A92031700 Dual Mooring Ring		Device for structure points 3245 or 2480 Conceived for rough weather Thread: M24x150.	I	07-50		0,5 (kg)	0,2 x 0,2 x 0,01 (m)	AS332, AS365, AS366, AS532, AS565, H155, H225, H225M
365A92006000 Heavy Weather Mooring Device		Device to moor the helicopter with straps on camp area Including: 20 lashings Ancra	I	10-00		41,2 (kg)	3,11 x 0,08 x 0,07 (m)	AS365, AS565
365A92005001 Heavy Weather Mooring Device		Device to maintain the helicopter during heavy weather on boat Including: 1 long connector (M24x150) and 1 titanium ring Including in on board kit	O	20-10		0,4 (kg)	0,17 x 0,07 x 0,04 (m)	AS365, AS565, H155
366A82800402 Mooring Device		Device to moor the helicopter with main landing gear wheels axis during shipboard Maximum capacity: 2500 daN Including: 1 cap (M24x150), 1 titanium ring	O/I	10-00		0,345 (kg)	0,11 x 0,09 x 0,08 (m)	AS365, AS366, AS565, H155
703A92030500 Mooring Ring		Titanium ring equipped with specific tip (M24x150) Capacity: 2500 daN in all configurations Conceived for normal and heavy weather Sold by 5 items (or more, depending of the on board kit) Included in on board kit	O	10-00		0,33 (kg)	Diameter 0,04 x 0,14 (m)	AS332, AS365, AS532, AS565, GAZELLE, H155, H225, H225M, SA330
X102P1201101 STANAG lashing ring		Device is used to secure the AS565 SA during transport and support deployment of the helicopter overseas.	I	10-20		0,85 (kg)	0,175 x 0,1 x 0,035 (m)	AS365, AS565, H155
X102P1102101 Lashing kit air transport Dauphin		Device is used to secure the AS565 SA during transport and support deployment of the helicopter overseas.	I	10-20		4,5 (kg)	0,74 x 0,046 x 0,028 (m)	AS365, AS565



Tow lines <

DESCRIPTION

Devices required to tow the helicopter into the transport aircraft. The device is attached to hardpoints on both sides of the helicopter.


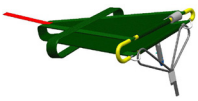





REFERENCE		FEATURES	O / I LEVEL	ATA	LABEL	WEIGHT	SIZE	TYPE APPLICABILITY
366A91000000 Towing Device		Device to tow the helicopter by the front or the back on the water on its emergency buoyancy Maximum capacity: 2000 daN Including: 1 towing strap with hooks and recovery straps	I	09-10		5,5 (kg)	0,05 x 1,8 x 9,999 (m)	AS365, AS366, AS565, H155
365A91006400 Towing Device		Device to board helicopter without tail boom equipped with Doppler antenna in Hercules and Transall Equipped with 2 long cables, 2 short cables and 2 shackles	O/I	07-50		8,5 (kg)	1,05 x 0,13 x 0,04 (m)	AS365, AS565, H155
341A91002900 Sling Set		Device is used to tow helicopter by the front for Transall, Antonov12 or Hercules boarding Including: 2 cables, 1 support beam and 1 ring	I	09-10	CE	15 (kg)	0,045 x 1,96 x 5,5 (m)	AS365, AS366, AS565
365A91008401 Towing Lines		Device to tow the helicopter without Main Rotor Hub in Hercules or Transall Equipped with 4 long cables	I	14-00	CE	20 (kg)	0,4 x 0,4 x 2 (m)	H155
365A91008000 Digging Device		Consists of towing support beam with cables and fuses system Maximum working load on main skid: 1500 daN	I	09-10		20 (kg)	0,045 x 1,814 x 9 (m)	AS365, AS366, AS565, H155



Blade folding and Immobilization tools <

DESCRIPTION

Devices necessary to maintain blades in folded up configuration or more generally to immobilize the helicopter when it is parked or moored on ground or navy exploitation.


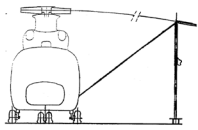

REFERENCE		FEATURES	O / I LEVEL	ATA	LABEL	WEIGHT	SIZE	TYPE APPLICABILITY
365A92117503 Main Blades Foldable Device		Device to fold up 4 blades and immobilize it on tail boom Wind capacity up to 100 kts in any direction Including: pole, clips with rotor brake and blades pin extractor	I	66-10		60 (kg)	2,64 x 0,62 x 0,22 (m)	AS365, AS565
365A92116900 Reinforced Hoods Kit		Device to immobilize main blades Wind capacity up to 30 kts Conceived for intensive use or for saline atmosphere Including: 4 hoods with cord and guiding pole	O	20-10		4 (kg)	0,165 x 0,5 x 0,6 (m)	AS365, AS565
365A92235000 Vertical Stabilizer Foldable Device		Device to fold up and unfold up the vertical stabilizer to reduce helicopter height volume Including: pole and 2 telescopic parts	I	53-10		7 (kg)	1,01 x 0,9 (m)	AS365, AS565
365A92116001 Main Blades Hoods		Device to immobilize main blades during camp Wind capacity up to 30 kts Including: 4 hoods with cord and a guiding pole Including in on board kit	I	62-10		6,7 (kg)	0,69 x 0,53 x 0,05 (m)	AS365, AS366, AS565
365A92116500 Wintry Camp Hoods		Device to immobilize main blades Conceived for wintry camp Including: 4 hoods, holding pole and mooring cord	I	62-10			1,01 x 0,9 (m)	AS365
365A92114009 Main Blades Foldable Device		Device to fold up 4 main blades in the back side and immobilize it on tail boom Wind capacity up to 100 kts in any directions Including: poles, blade clips with rotor brake and blades pin extractor	I	62-10		58,5 (kg)	2,64 x 0,69 x 0,22 (m)	AS365, AS366, AS565
365A92118000 5 Blades Folding Device		Device to fold up main blades and hang it on the tail boom Including: 5 hanging poles, 2 fittings, 1 pin extractor, 1 guiding pole	I	66-10				H155



Blade poles <

DESCRIPTION

Equipment used in order to moor the helicopter by blades and secure it from weather conditions.


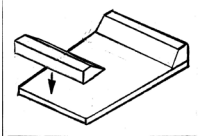
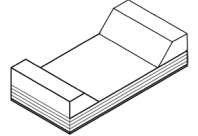
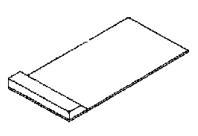
REFERENCE	FEATURES	O / I LEVEL	ATA	LABEL	WEIGHT	SIZE	TYPE APPLICABILITY
703A94000500 Blades Tracking Flag	 Consists of pole equipped with pennant	I	62-10		8,4 (kg)	2,27 x 0,045 x 0,027 (m)	ALOUETTE 2, AS350, AS355, AS365, AS365, AS366, AS550, AS555, AS565, EC120, GAZELLE, H130, H155, SA360
365A92118600 Heavy Weather Mooring Pole	 Device to immobilize main blades Conceived for wind up to 80Kts Consists of 1 light alloy pole	I	20-10		10 (kg)	2,2 x 0,045 x 0,045	H155
350A92113000 Hoods Pole	 Device to immobilize main blades Wind strength: > 40 kts Light alloy pole	I	62-10		2,5 (kg)	0,9 x 1,01 (m)	AS350, AS355, AS365, AS366, AS550, AS555, AS565, H130



Wheel chocks <

DESCRIPTION

Devices placed closely against helicopter wheels to prevent accidental movement.

REFERENCE		FEATURES	O / I LEVEL	ATA	LABEL	WEIGHT	SIZE	TYPE APPLICABILITY
703A92400001 Wheel Chocks		Device to immobilize the helicopter on ship platform Wooden fixed and sliding chocks	I	10-00		9,2 (kg)	0,81 x 0,41 x 0,13 (m)	AS365, AS366, AS565
703A91042501 Wheel Chock		Device for transportation in truck or FLAT-RACK Material in plywood and wood	I	10-00		8 (kg)	0,4 x 0,2 x 0,045 (m)	AS332, AS365, AS366, AS532, AS565, H155, H225, H225M, SA330
703A91042502 Wheel Chock		Device placed under the main landing gear to raise the fuselage in order to facilitate cases transition during truck, B747 or Flat-Rack transportation	I	10-00		10 (kg)	0,09 x 0,2 x 0,4 (m)	AS365, AS366, AS565, H155
703A91042500 Wheel Chock		Device for transportation in 707 Wooden chock with sole (AU4G)	I	10-00		8 (kg)	0,4 x 0,2 x 0,045 (m)	AS332, AS365, AS366, AS532, AS565, H130, H155, H225, H225M

Protections and covers,
blanking for maintenance


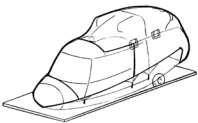









Helicopter/Fuselage covers <

DESCRIPTION

Devices designed to cover and protect the helicopter and fuselage against bad weather conditions or for transport.

REFERENCE		FEATURES	O / I LEVEL	ATA	LABEL	WEIGHT	SIZE	TYPE APPLICABILITY
365A92544100 Arriel Tuyere Blanking Cap		Device to obturate engine tuyere during camp Consists of red canvas including hanging straps Can be used during winter camp	O/I	72-00		1,1 (kg)	1,06 x 0,37 x 0,01 (m)	AS365, AS565, H155
365A92214000 Fuselage Cover		Device is used to protect the fuselage with tail boom removed during transportation in B747 and by truck Conceived for standard radome Consists of canvas cover with hooks and fixation sandows	I	53-00		2 (kg)	1,01 x 0,9 (m)	AS365, AS565
365A92318100 Main Rotor Hub Cover		Device to protect the Main Rotor Hub against sand and ice Consists of canvas cover equipped with hooks and fixation sandow	I	62-20		2 (kg)	2,16 x 2,01 x 0,01 (m)	H155
365A92314000 Main Rotor Hub Cover		Device to protect Main Rotor Hub with or without blades Canvas cover with fixation straps	I	62-20		4 (kg)	1,89 x 1,32 x 0,01 (m)	AS365, AS565
365A92218100 Fuselage Cover		Conceived for helicopter with cable-cutter Consists of canvas cover equipped with hooks and fixation sandow	O	53-10		10 (kg)	0,012 x 0,4 (m)	H155
365A92545601 Anti-sand Filter Cover		Device to obturate turboshaft powerplant air intakes with anti-sand filter Including several red canvas and pennant	O/I	71-60		1,13 (kg)	1,04 x 0,66 x 0,13 (m)	AS365, AS565, H155
365A92218000 Fuselage Cover		Consists of canvas cover equipped with hooks and fixation sandow	O	53-00		10 (kg)	0,012 x 0,4 (m)	H155



Fenestron/Window/Cabin covers <

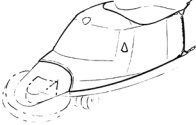
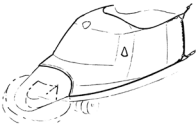




DESCRIPTION

Devices designed to cover and protect fenestron, windows and/or cabin against bad weather conditions or for transport.

REFERENCE		FEATURES	O / I LEVEL	ATA	LABEL	WEIGHT	SIZE	TYPE APPLICABILITY
365A92004600 Cable-cutter Cabin Cover		Device to protect cabin against frost and sand during camp Thermometer, temperature probe, windscreen wiper and fixed part Viviane capacity Consists of canvas equipped with hooks and fixation	I	30-00				AS365, AS565
365A92004501 Cable-cutter Cabin Cover		Device to protect cabin against frost and sand during camp Thermometer, temperature probe, windscreen wiper and fixed part Viviane capacity Valid for export	I	53-00				AS365, AS565
365A92008200 Cable-cutter Cabin Cover		Device to protect cabin against ice and sand during camp Conceived for helicopter with cable-cutter Consists of canvas cover equipped with hooks and fixation sandows	O	53-10				H155
365A92004500 Cable-cutter Cabin Cover		Device to protect cabin against frost and sand during camp Thermometer, temperature probe, windscreen wiper and fixed part Viviane capacity Valid for French Army Light Aviation	I	53-00		10,37 (kg)	4,3 x 2,64 x 0,01 (m)	AS365, AS565
365A92004400 Homing v/uhf Cabin Cover		Device to protect cabin against frost and sand during camp Thermometer, temperature probe, homing antenna and windscreen wiper capacity Valid for French Army Light Aviation Conceived for standard radome	I	53-00		9 (kg)	1,01 x 0,9 (m)	AS365, AS565
365A92004301 Extended Door Cabin Cover		Device to protect cabin against frost and sand during camp Thermometer and windscreen wiper capacity Valid for export Conceived for helicopter equipped with Agrion radar, ORB 32 or VARAN	I	53-00		9 (kg)		AS365, AS565
365A92004300 Extended Door Cabin Cover		Device to protect cabin against frost and sand during camp Thermometer and windscreen wiper capacity Valid for French Army Light Aviation Conceived for helicopter equipped with Agrion radar, ORB 32 or VARAN	I	53-00		9 (kg)	1,01 x 0,9 (m)	AS365, AS565
365A92008000 Cabin Cover		Device to protect cabin against ice and sand during camp Conceived for helicopter with thermometer and windshield wiper Consists of canvas cover equipped with hooks and fixation sandows	O	30-40		8,6 (kg)	4,2 x 3,4 x 0,01 (m)	H155



Fenestron/Window/Cabin covers <


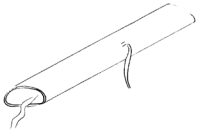



REFERENCE		FEATURES	O / I LEVEL	ATA	LABEL	WEIGHT	SIZE	TYPE APPLICABILITY
365A92004201 Cabin Cover		Device to protect cabin against frost and sand during camp Thermometer and windscreen wiper capacity Consists of canvas Valid for export Conceived for helicopter equipped with Agrion radar or ORB 32	I	53-00				AS365, AS565
365A92004200 Cabin Cover		Device to protect cabin against frost and sand during camp Thermometer and windscreen wiper capacity Valid for French Army Light Aviation Conceived for helicopter equipped with Agrion radar or ORB 32	I	53-00			1,01 x 0,9 (m)	AS365
365A92004005 Cabin Cover		Device to protect cabin against frost and sand during camp Thermometer and windscreen wiper capacity Consists of canvas equipped with hooks and fixation sandows Valid for export	I	53-00		8,6 (kg)	0,66 x 0,5 x 0,24 (m)	AS365, AS565
365A92004004 Cabin Cover		Device to protect cabin against frost and sand during camp Thermometer and windscreen wiper capacity Consists of canvas equipped with hooks and fixation sandows Valid for French Army Light Aviation	I	53-00		8,6 (kg)	1,01 x 0,9 (m)	AS365, AS565
365A92004401 Homing v/uhf Cabin Cover		Device to protect cabin against frost and sand during camp Thermometer, temperature probe, homing antenna and windscreen wiper capacity Valid for export Conceived for standard radome	I	53-00		9 (kg)		AS365, AS565
365A92234102 Fenestron Cover		Device to protect the fenestron during camp Consists of canvas cover with hooks and fixation sandows Conceived for fenestron with diameter 1100	O/I	10-10		2,5 (kg)	4,39 x 2,14 x 0,03 (m)	AS365, AS366, AS565, H155



Blade covers (aft/fwd) <

DESCRIPTION

Devices designed to cover and protect blades against bad weather conditions or for transport.

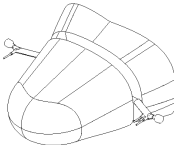
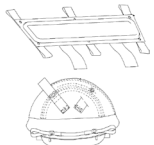

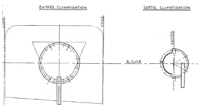
REFERENCE		FEATURES	O / I LEVEL	ATA	LABEL	WEIGHT	SIZE	TYPE APPLICABILITY
360A96330520 Tail Blade Protection		Flexible jacket in polyethylene or aluth	O/I	64-10				AS365
365A92118700 Main Blades Cover		Device to protect blades against ice and snow Including: 5 covers and 1 guiding pole	I	10-00				H155
365A92117000 Wintry Camp Blades Cover		Device to protect main blades during wintry camp Including: 4 canvas cover with fork and guiding pole	I	62-10		45 (kg)	1,01 x 0,9 (m)	AS365, AS565
365A96335200 Tail Blade Packaging		Device for storage and transportation of 1 tail blade Consists of cylindrical packaging in rigid cardboard and internal cushion	I	64-10			0,23 x 0,57 (m)	AS365, AS366, AS565
365A96335620 Tail Blades Protection		Device to protect tail blades in container or in shop Consists of flexible sheath in aluthene or weldable paper Conceived for some versions	I	64-10		0,05 (kg)		AS365, AS366, AS565
365A96338620 Tail Blades Protection		Device to protect tail blades in container or in shop Consists of flexible sheath in aluthene or weldable paper Conceived for some versions	I	64-10		0,05 (kg)	0,125 x 0,315 (m)	AS365, AS565, H155
365A96338700 Tail Blades Packaging		Device used for storage and transportation of 1 tail blade Consists of cylindrical packaging in rigid cardboard and internal cushion	I	64-10		0,05 (kg)	0,026 x 0,6 (m)	AS365, AS565, H155



Air blanking <




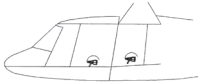
DESCRIPTION

Protections designed for nozzle, turbine and air inlet to prevent against Foreign Object Damages such as sand, dust, snow, etc.

REFERENCE		FEATURES	O / I LEVEL	ATA	LABEL	WEIGHT	SIZE	TYPE APPLICABILITY
332A92251500 Frost Prob Protection Device		Including: 2 elastomer caps and pennant	I	34-10		0,05 (kg)	0,05 x 0,05 x 0,02 (m)	AS332, AS365, AS532
703a92670000 OAT Probe Cover		Consists of canvas cover equipped with pennant	I	30-00		0,1 (kg)	0,08 x 0,1 (m)	H155
365A92725400 Air Conditioning Input Blanking Cap		Device to protect baggage compartment air conditioning input Conceived for baggage compartment air conditioning option	O/I	10-10		0,1 (kg)	0,16 x 0,005 x 0,16 (m)	AS565
365A92545500 Turboshaft Powerplant Air Intake Blanking Cap		Device to obturate turboshaft powerplant air intakes with removed cowlings during camp Consists of red canvas with ethafoam cap and pennant	I	71-00		0,2 (kg)	0,18 x 0,18 x 0,1 (m)	AS365, AS565, H155
365A92725000 Split Air Conditioning & Doppler Blanking Caps		Device to protect air conditioning input/output during camp Including 2 canvas covers	O	21-50				AS565
365A92724300 Liebherr Air Conditioning Blanking Caps		Device is used to obturate Liebherr air conditioning intake/outlet during camp Including 2 blanking caps	O	21-50				AS365, AS565, H155
365A92724500 Air Conditioning Outlet Blanking Cap		Device to obturate the air conditioning outlet in baggage compartment during camp Consists of red canvas with fixation sandows	I	21-00		1 (kg)	1,01 x 0,9 (m)	AS365, AS565
350A92541100 Arriel Tuyere Cover		Red canvas Included in on board kit	O	53-00		0,15 (kg)	0,45 x 0,32 x 0,06 (m)	AS350, AS365, AS550, AS565, H130, H155
365A92724002 Air Conditioning Blanking Caps		Device obturate air conditioning intake during camp Consists of cover with hermetic seal and pennant	I	21-00		0,3 (kg)	1,01 x 0,9 (m)	AS365, AS565, H155



Air blanking <


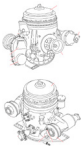

REFERENCE		FEATURES	O / I LEVEL	ATA	LABEL	WEIGHT	SIZE	TYPE APPLICABILITY
365A92244000 Heating Air Intake Blanking Cap		Device to obturate heating air intake Conceived for winter camp Consists of light alloy sheet metal equipped with pennant	I	72-00		2 (kg)	1,01 x 0,9 (m)	AS365
365A92545000 Turboshaft Powerplant Air Intake Blanking Cap		Device to obturate turboshaft powerplant air intakes with removed cowlings during camp Consists of red canvas (left/right side) and pennant	I	71-00		0,4 (kg)	0,5 x 0,35 x 0,06 (m)	AS365, AS565, H155
365A92248000 Air Input Cover		Device to obturate air input of Main Gear Box heating Consists of canvas cover equipped with hooks and fixation sandow	I	10-00		1 (kg)		H155
365A92725300 Air Conditioning Input Blanking Cap		Device to protect baggage compartment air conditioning input Conceived for baggage compartment air conditioning option	O	10-10		0,1 (kg)	0,2 x 0,02 x 0,324 (m)	AS565
365A92254000 Naca Plugs Blanking Cap		Device to obturate ventilation NACA plugs on passenger doors during camp Including: 4 ethafoam blanking caps and pennant	O	34-00		2 (kg)	1,01 x 0,9 (m)	AS365, AS565



Tail Gear Box covers <

DESCRIPTION

Devices designed to cover and protect Tail Gear Box against Foreign Object Damages such as sand, dust, snow, etc.


REFERENCE		FEATURES	O / I LEVEL	ATA	LABEL	WEIGHT	SIZE	TYPE APPLICABILITY
365A96321004 Storage/Transportation Main Gear Box Protection		Device to obturate the Main Gear Box equipped with HPI pump Including: obturators, plugs and FIAT covers Conceived for some versions	I	63-20		5,23 (kg)		AS365
365A96321006 Storage/Transportation Main Gear Box Protection		Device to obturate the Main Gear Box equipped with HPI pump Including: obturators, plugs and FIAT covers Conceived for some versions	I	10-00		5,23 (kg)	0,41 x 0,41 x 0,11 (m)	AS365, AS565
365A96330000 Tail Gear Box Protection		Device to protect Tail Gear Box for transportation Consists of obturators set	I	65-20		1 (kg)		AS365, AS365



Blade caps <

DESCRIPTION

Devices enabling to immobilize blades and protect wingtip.



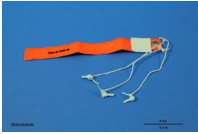
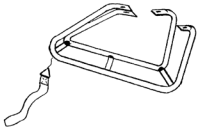
REFERENCE		FEATURES	O / I LEVEL	ATA	LABEL	WEIGHT	SIZE	TYPE APPLICABILITY
365A92116200 Main Blades Hoods		Device to immobilize main blades during camp Conceived for wind up to 60Kts Including: 5 hoods with cord and guiding pole	I	10-00		7,25 (kg)	0,9 x 0,125 x 0,4 (m)	H155



Pitot and static blanking <

DESCRIPTION

Devices designed to protect pitot against Foreign Object Damages such as sand, dust, snow, etc.

REFERENCE		FEATURES	O / I LEVEL	ATA	LABEL	WEIGHT	SIZE	TYPE APPLICABILITY
703A92020100 Total Static Port Blanking Cap		Device to obturate total static port during camp	O	34-00		0,015 (kg)	0,35 x 0,03 x 0,02 (m)	AS332, AS350, AS355, AS365, AS365, AS366, AS532, AS550, AS555, AS565, EC120, GAZELLE, H130, H155, SA360
703A92020504 Static Port Blanking Cap		Device used during camp Including: 2 Teflon blanking caps equipped pennant	I	34-00		0,016 (kg)	0,295 x 0,035 x 0,007 (m)	AS332, AS350, AS355, AS365, AS365, AS366, AS532, AS550, AS555, AS565, GAZELLE, H130, SA330, SUPER-FRELON
703A92020505 Static Port Blanking Cap		Including: 3 blanking caps Material: Teflon Equipped with pennant Included in on board kit	O	34-10		0,1 (kg)	0,6 x 0,003 x 0,01 (m)	AS365, AS565, H155, H175, H225, H225M
366A91760000 Pitot Protection Device		Device to protect head plugs for boarding and handling. Including: 2 curved tubes linked to 3 strut tubes	I	34-00		0,75 (kg)	1,01 x 0,9 (m)	AS365, AS366, AS565



Flexible blanking <

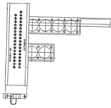
DESCRIPTION

Flexible protections used to cover some parts of the helicopter and prevent against shock. It is easy to handle and is adapted to specific parts.

REFERENCE		FEATURES	O / I LEVEL	ATA	LABEL	WEIGHT	SIZE	TYPE APPLICABILITY
365A92724900 Heating Blanking Cap		Device to cover heating air intake with reinforced grid	O	10-00		0,45 (kg)	0,3 x 0,1 x 0,3 (m)	AS365, AS565
365A92724800 Mobile Cowlings Blanking Cap		Device to obturate ventilation bailers of turboshaft powerplant mobile cowlings Including: 2 blanking caps (left/ right side)	O	10-00		1 (kg)	0,5 x 0,1 x 0,5 (m)	AS365, AS565
365A91250100 ORB Radome Protection Device		Device used to protect the front part of radome during boarding Red canvas equipped with straps and fixation sandows	I	53-10		2 (kg)	1,01 x 0,9 (m)	AS365, AS565, H155
365A91250200 Varan Radome Protection		Device used to protect the front part of optional Varan radome during boarding Red canvas equipped with straps and fixation sandows	I	53-10		2 (kg)	1,01 x 0,9 (m)	AS365, AS565
365A92546000 Winter Camp Turboshaft Powerplant Cover		Device to protect compartment turboshaft powerplant Conceived for winter camp Consists of canvas cover with hanging straps	I	71-00		2 (kg)	1,01 x 0,9 (m)	AS365, AS565
365A92545600 Anti-sand Filter Cover		Device to obturate turboshaft powerplant air intakes with anti-sand filter Including several red canvas and pennant	I	53-00		1,1 (kg)	1,01 x 0,9 (m)	AS365, AS565, H155
365A92544000 Arriel Tuyere Blanking Cap		Device to obturate engine tuyere during camp Consists of red canvas including hanging straps Can be used during winter camp	I	72-00		1,1 (kg)	1,01 x 0,9 (m)	AS365
365A91250000 Radome Protection Device		Device used to protect front part of radome during boarding Red canvas equipped with straps and fixation sandows	I	53-10		2 (kg)	1,01 x 0,9 (m)	AS365, AS366
365A92540800 Arriel Tuyere Blanking Cap		Device to obturate engine tuyere during cowlings or engine removal Consists of red canvas and pennant	I	72-00		0,32 (kg)	1,01 x 0,9 (m)	AS365



Flexible blanking <


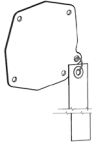
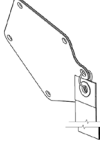
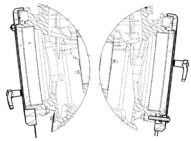
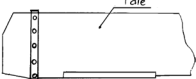
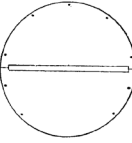



REFERENCE		FEATURES	O / I LEVEL	ATA	LABEL	WEIGHT	SIZE	TYPE APPLICABILITY
365A93118000 Blade Tip Removal Device		Device to protect the blade during blade tip removal Consists of rubber protection placed around the removal aera equipped with holes for screwing	I	12-00				H155



Rigid blanking <

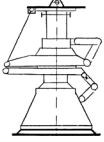

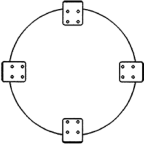
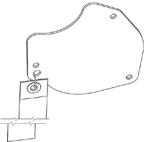
DESCRIPTION

Rigid protections used to cover some parts of the helicopter and prevent against Foreign Object Damages such as sand, dust, snow, shock, etc.

REFERENCE		FEATURES	O / I LEVEL	ATA	LABEL	WEIGHT	SIZE	TYPE APPLICABILITY
368A96320200 Epicycloidal gear blank		Tool dedicated to blank the epicycloidal module.	I	63-20		0,82 (kg)	0,28 x 0,28 x 0,09 (m)	AS565
368A96320300 Fan blank		Tool dedicated to blank the fan pinion assy.	I	63-20		0,03 (kg)	0,12 x 0,11 x 0,002 (m)	AS565
368A96320400 Rear Output blank		Tool dedicated to blank the rear output equipment.	I	63-20		0,02 (kg)	0,12 x 0,12 x 0,002 (m)	AS565
368A96320100 1st reduction stage blank		Tool dedicated to blank the MGB-R 1st reduction.	I	63-20		0,82 (kg)	0,28 x 0,28 x 0,09 (m)	AS565
365A93114000 Blade Tip Straitjacket		Device to protect blade against slippage of screwdriver during removal of blade tips Consists of protection sheet metal and rubber surrounding removal area with drilling for screwdriver	I	62-10		1,2 (kg)	1,01 x 0,9 (m)	AS365, AS366, AS565, H155
365A91234300 Tail Boom Blanking Cap		Device to protect the frame 6630 of tail boom during boarding	I	53-50		3,5 (kg)	1,4 x 1 (m)	AS365, AS366, AS565, H155
703A92021100 Temperature Probe Blanking Cap		Conceived for probe TTPU Material: Teflon Equipped with pennant	O	10-00		0,22 (kg)	0,018 x 0,018 x 0,072 (m)	H155, H225, H225M, SA330
X652P2000101 DAUPHIN TGB INPUT FLANGE BLANK		This GSE is used to keep the TGB INPUT FLANGE from rotating thanks to the dedicated shapes.	I	65-20		0,5 (kg)	0,15 x 0,15 x 0,035 (m)	AS365, AS565, H155
365A96321005 Storage/Transportation Main Gear Box Protection		Device to obturate the Main Gear Box equipped with multiplier Including: obturators, plugs and FIAT covers Conceived for some versions	I	63-20		5,23 (kg)	0,41 x 0,41 x 0,11 (m)	AS365, AS565, H155



Rigid blanking <

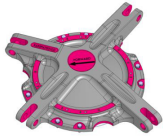

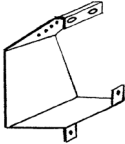
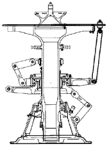
REFERENCE		FEATURES	O / I LEVEL	ATA	LABEL	WEIGHT	SIZE	TYPE APPLICABILITY
365A96314002 Mast Blanking Device		Consists of blanking device for transportation	I	62-20				AS365, AS366, AS565
365A95814000 Radome Protection Device		Device to protect Agrion radar in shop Consists of laminated cover	I	92-00		4,4 (kg)		AS365, AS565
703A92820000 hs 312 Sonar Obturator		Device to obturate floor hole with removed Sonar Consists of light alloy plate with 4 hooks	I	93-00		0,05 (kg)	0,05 x 0,1 (m)	AS332, AS365, AS532, AS565
368A96320500 Lubrication pump blank		Tool dedicated to blank the lubrication pump.	I	63-20		0,03 (kg)	0,14 x 0,13 x 0,002 (m)	AS565



Metallic blanking <

DESCRIPTION

Metallic protections used to cover some parts of the helicopter and prevent against Foreign Object Damages such as sand, dust, snow, shock, etc.

REFERENCE		FEATURES	O / I LEVEL	ATA	LABEL	WEIGHT	SIZE	TYPE APPLICABILITY
X632P6703102 Dauphin MGB Blank		Device is used for the support of the MGB during transportation using the MGB/MM Dauphin container	I	63-20		10,1 (kg)	0,521 x 0,465 x 0,07 (m)	AS365, AS565, H155
366A96320201 Gearbox Casing Blanking Device		Device to transport and protect the gearbox casing (left side) Consists of blanking covers set	I	63-20		3,17 (kg)		AS365, AS366, AS565
365A91274000 Yaw Control Protection		Device used to protect the yaw control (frame 6630) for boarding of tail boom removed Consists of sheet metal equipped with 4 self-locking nuts	I	27-20		0,8 (kg)	0,246 x 0,2 x 0,395 (m)	AS365, AS366, AS565
365A96318000 Mast Cover		Device to obturate the mast casing and immobilize the cyclic swashplate Consists of aluminium obturator with plate and connecting rod	I	53-00		2 (kg)	1,25 x 1,3 (m)	H155



Portable cranes, slings,
jacks and accessories






Blade slings <

DESCRIPTION



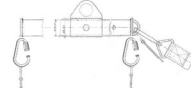

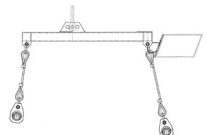
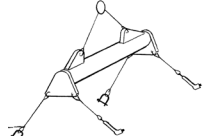

Devices enabling to remove or install blade easily. The device can be incorporated into a hoisting sling kit.

REFERENCE		FEATURES	O / I LEVEL	ATA	LABEL	WEIGHT	SIZE	TYPE APPLICABILITY
365A91115001 Main Blades Sling		Including: automatic tightening clamp with hoisting ring Maximum working load: 50 daN	0	62-10	CE	6,8 (kg)	0,5 x 0,34 x 0,21 (m)	AS365, AS366, AS565, H155



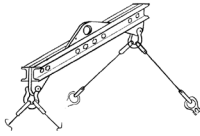
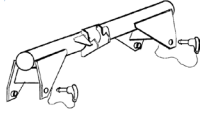





DESCRIPTION

Equipment enabling to hoist different parts of the helicopter to accomplish maintenance tasks.

REFERENCE		FEATURES	O / I LEVEL	ATA	LABEL	WEIGHT	SIZE	TYPE APPLICABILITY
365A91215002 Cargo Sling		Device is used to hoist the whole helicopter Working load: 3800 kg	O	07-30	CE	42 (kg)	0,2 x 0,2 x 1,8 (m)	AS365, AS366, AS565
365A91318201 Helicopter Sling		Device to hoist the whole helicopter conceived for helicopter with De-icing Option	I	07-30	CE	6 (kg)	0,16 x 0,2 x 0,2 (m)	H155
365A91234001 Tail Boom Sling		Device to hoist the tail boom during removal or exchange Conceived for full tail boom or only for tail cone Equipped with sandows Maximum working load: 180 daN	I	53-50	CE	5,5 (kg)	0,05 x 0,15 x 1,05 (m)	AS365, AS366, AS565, H155
365A91308002 Hoisting Beam		Device to install and remove Main Rotor Hub, Main Gear Box, Turboshaft Powerplant and main blades Equipped with Tirfor Jockey J5, cable and pulley	O	62-10	CE	70 (kg)	0,45 x 0,75 x 2,2 (m)	H155
703A91024401 hs 312 Sonar Hoist Sling		Device to install and remove Sonar winch Including: 1 hoisting beam, 4 cords and 2 handles	O	93-90	CE	7 (kg)	0,4 x 0,56 x 0,65 (m)	AS332, AS365, AS532, AS565
365A91004500 Boarding Sling		Device to hoist the helicopter for aerotransport with or without tail boom/cowlings or Main Rotor Plate Consists of hoisting beam with 4 cables Maximum working load: 2200 daN.	I	53-30	CE	25 (kg)	0,05 x 0,15 (m)	AS365, AS366, AS565
M015B02 Alkan Mechanical Hoist		Device for manual hoisting Maximum working load: 500 daN Type M015B	I	25-00	CE		0,045 x 0,25 (m)	AS365
365A93311501 Mast Reversal Sling		Device for reversal of mast to work on its lower side Consist of support beam with 2 recovery cables	I	62-20	CE	18 (kg)	0,69 x 0,55 x 0,9 (m)	AS365, AS366, AS565




Hoisting

REFERENCE		FEATURES	O / I LEVEL	ATA	LABEL	WEIGHT	SIZE	TYPE APPLICABILITY
365A91004801 Boarding Sling		Device to board the fuselage without Main Rotor Plate, cowlings and tail boom in ANTONOV12-B747 or by truck Consists of hoisting beam with 4 cables, shackles and mooring rings Maximum working load: 2000 daN.	I	14-00	CE	4,4 (kg)	0,735 x 1,163 x 2 (m)	AS365, AS366, AS565
365A91004900 Boarding Sling		Device to hoist the helicopter with or without tail boom	O/I	07-30	CE	3,6 (kg)	1,7 x 0,2 x 0,2 (m)	AS365, AS565, H155
365A91814001 Hoisting Fittings		Device is used to mount MK46 torpedo Consists of a support beam	I	94-00	CE	4,7 (kg)	0,17 x 0,21 x 0,585 (m)	AS365
521M50 Hoisting Chain		Maximum working load: 0,5 t Maximum volume: 275 mm	O	07-30	CE	6 (kg)	0,13 x 0,125 x 0,3 (m)	AS332, AS350, AS355, AS365, AS532, AS550, AS555, AS565, EC120, H130, H155, H225, H225M, SA330
360A96320002 Main Gear Box Cover		Including: obturators and hoisting cover	I	53-00	CE			SA360
703A91022301 Standard Hoisting Ring		Device for deposit or installation of de-icing leg Capacity: 340 daN	I	30-00	CE	1 (kg)	0,075 x 0,055 x 0,03 (m)	H155, H225, H225M
703A91024601 Hoisting Beam		Device for boarding in Ilyushin76 Support beam equipped with shackles Capacity: 2500 daN	I	53-30	CE	30 (kg)	2,13 x 0,2 x 0,2 (m)	AS350, AS355, AS365, AS550, AS555, AS565, H130
365A91540002 Arriel Turboshaft Powerplant Sling		Equipped with 3 strands whose 1 adjustable Adjustable according to engine and configuration	O/I	72-00	CE	4 (kg)	0,505 x 0,36 x 0,15 (m)	AS350, AS365, AS366, AS550, AS565, H130, H155



Hoisting <



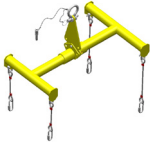




REFERENCE		FEATURES	O / I LEVEL	ATA	LABEL	WEIGHT	SIZE	TYPE APPLICABILITY
365A93318501 Mast Reversal Sling		Device to turn the mast to put it upside down Hoisting beam with 2 cables	I	62-20	CE	22 (kg)	0,65 x 0,58 x 0,42 (m)	H155



Cable/Strap hoisting <

DESCRIPTION

Equipment enabling to hoist different parts of the helicopter to accomplish maintenance tasks.

REFERENCE		FEATURES	O / I LEVEL	ATA	LABEL	WEIGHT	SIZE	TYPE APPLICABILITY
365A91310502 Starflex Main Rotor Plate Sling		Device to hoist hub or hub and mast Sling composed by 1 ring and 2 nylon straps Maximum working load: 150 daN	I	62-20	CE	0,68 (kg)	0,59 x 0,1 x 0,08 (m)	AS365, AS366, AS565
365A91540004 Arriel Turboshaft Powerplant Sling		Device to remove and install the turboshhaft powerplant Consists of a sling with 3 strands and 4 sheet metal pierced enabling adjustment according to engine configurations	O/I	71-00	CE	4 (kg)	0,15 x 0,36 x 0,505 (m)	AS350, AS365, AS550, AS565, H130, H155
365A91548001 Turboshhaft Powerplant TM333 Sling		Device to remove and install the turboshhaft powerplant TM333 Support beam (H shape) equipped with 4 steel cables with 4 quick links	O	72-00	CE	10 (kg)	0,4 x 0,55 x 0,4 (m)	AS365, AS565
365A91234202 Horizontal Stabilizer Sling		Device to hoist the horizontal stabilizer of fenestron Consists of a sling with a ring and 2 straps	I	55-30	CE	4 (kg)	0,65 x 0,24 x 0,11 (m)	AS365, AS565, H155
365A91540003 Arriel Turboshhaft Powerplant Sling		Equipped with 3 strands whose 1 adjustable Adjustable according to engine and configuration	O/I	71-00	CE	4 (kg)	0,505 x 0,36 x 0,15 (m)	AS350, AS365, AS550, AS565, H130, H155
365A91004002 Helicopter Hoisting		Device to hoist the whole helicopter from the Main Rotor Plate Consists of a sling with a ring and 4 nylon straps Capacity: 4600 daN	O	62-20	CE	9,5 (kg)	1,02 x 0,14 x 0,03 (m)	AS365, AS366, AS565
703A91021001 Specific Strop		Device to hoist the Main Gear Box Capacity: 2000 daN	I	62-20	CE	7 (kg)	0,78 x 0,05 x 0,05 (m)	AS332, AS350, AS355, AS365, AS366, AS532, AS550, AS555, AS565, EC120, H130, H155, H225, H225M



DESCRIPTION

Equipment enabling to lift the helicopter for different maintenance tasks such as landing gear operations, weighing, etc.

REFERENCE		FEATURES	O / I LEVEL	ATA	LABEL	WEIGHT	SIZE	TYPE APPLICABILITY
703A91031500 Telescopic Hydraulic Jack		Device to hoist the whole helicopter Height minimum: 360 mm Height maximum: 1115 mm Maximum working load: 6 t	O/I	07-10	CE	54 (kg)	0,532 x 0,343 x 0,318 (m)	AS332, AS350, AS355, AS365, AS365, AS366, AS532, AS550, AS555, AS565, EC120, GAZELLE, H130, H155, H175, H225, H225M, SA330, SUPER-FRELON
365A91214102 Lifting Fittings		Device to put the helicopter on jacks	O	07-10	CE	0,59 (kg)	0,1 x 0,07 x 0,1 (m)	AS365, AS366, AS565, H155
D10890D Anti-Stress Plate		Including: mobile plate, 2 immobilization jacks and 2 handles Maximum working load: 3 t	I	08-30		29 (kg)	0,7 x 0,5 x 0,11 (m)	ALOUETTE 2, AS332, AS350, AS355, AS365, AS366, AS532, AS550, AS555, AS565, EC120, GAZELLE, H130, H155, H225, H225M, SA330, SA360, SUPER-FRELON
365A91424000 Auxiliary Landing Gear Jacking Point		Device used to exchange wheels Consists of metallic fittings equipped with ball pin	I	32-20		1,4 (kg)	0,21 x 0,2 x 0,11 (m)	AS365, AS366, AS565, H155
365A91414000 Main Landing Gear Jacking Point		Device used to exchange wheels Consists of metallic fittings equipped with fixation rod and ball pin	I	32-10		1,4 (kg)	0,21 x 0,13 x 0,04 (m)	AS365, AS366, AS565, H155
D32AXJ00002G01 Landing Gear Jack		Minimum Height: 165 mm Maximum Height: 500 mm Maximum working load: 5 000 Kg	O	32-00	CE	25 (kg)	0,4 x 0,1 x 0,2 (m)	AS332, AS365, AS366, AS532, AS565, H155, H175, H225, H225M, SA330, SA360, SUPER-FRELON



Hoisting and Jack accessories <

DESCRIPTION

Accessories complementing the maintenance kit for lifting activities.


REFERENCE		FEATURES	O / I LEVEL	ATA	LABEL	WEIGHT	SIZE	TYPE APPLICABILITY
365A91214501 Hoisting Fittings		Device to exchange the main landing gear on boat Be placed on 9	I	07-10	CE	0,6 (kg)	0,1 x 0,07 x 0,06 (m)	AS365, AS366, AS565, H155
365A91311001 Mast Hoisting Ring		Device to hoist Rotor Mast or Mast and Main Gear Box Metallic plate equipped with a shackle and hoisting rings	I	62-20	CE	3 (kg)	0,25 x 0,25 x 0,1 (m)	AS365, AS366, AS565
365A91214002 Hoisting Ball-joints		Device to put the helicopter on jacks by the front	O	07-10	CE	1,18 (kg)	0,11 x 0,11 x 0,07 (m)	AS365, AS366, AS565, H155
703A91021205 Hoisting Device		Device for installation or deposit of constituent element Equipped with cable (15 m) and 1 quick link (Diameter 12) Maximum working load: 500 kg Type: Trifor J5	O/I	07-30	CE	3,75 (kg)	0,37 x 0,055 x 0,215 (m)	AS332, AS365, AS532, AS565, H155, H225, H225M
703A92002000 Rope Guide		Device to hoist the whole helicopter or mechanical parts Nylon rope Snap hook adapted to sling	O/I	62-10		0,6 (kg)	Diameter 0,08 x 9 (m)	AS332, AS365, AS366, AS532, AS565, EC120, H155, H225, H225M, SA330, SUPER-FRELON
703A91020801 Shackle (33)		Device to hoist the whole helicopter with or without Main Rotor Hub from the Main Main Gear Box cover Operating load: 5000daN	O	07-50	CE	4,16 (kg)	0,2 x 0,16 x 0,07 (m)	AS332, AS365, AS366, AS532, AS565, GAZELLE, H155, SA330, SUPER-FRELON
365A91318101 Main Rotor Hub Sling		Device to hoist the Main Rotor Hub	I	62-20	CE	0,33 (kg)	0,12 x 0,09 x 0,04 (m)	H155
365A91318001 Helicopter Sling		Device to hoist the whole helicopter or the Main Rotor Hub	O/I	07-40	CE	2,28 (kg)	0,15 x 0,08 x 0,05 (m)	H155
703A91030500 Jacking Pad		Device to hoist the helicopter with 3 jacks 4 jacking pads required for lifting operation Ball bearing with thread M24 X 150 Spherical radius: 12,7 Included in on-board Kit Capacity: 4900 daN	O/I	07-00	CE	0,2 (kg)	0,05 x 0,03 x 0,03 (m)	AS332, AS365C, AS532, H175, H225, H225M, SA330, SA360



Hoisting covers <

DESCRIPTION

Devices designed to hoist various parts of the helicopter or the whole helicopter.

REFERENCE		FEATURES	O / I LEVEL	ATA	LABEL	WEIGHT	SIZE	TYPE APPLICABILITY
365A91324003 Main Gear Box Cover		Device used for aerotransport of Main Gear Box Consists of hoisting and recovery cover for crashed helicopter Maximum working load: 3000 daN	I	63-20	CE	6,8 (kg)	0,5 x 0,39 x 0,13 (m)	AS365, AS366, AS565, H155



Stands, platforms,
jigs and trolleys





Servicing platforms <

DESCRIPTION

Devices enabling to get access to some parts of the helicopter in order to ensure proper maintenance.

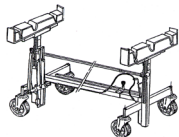
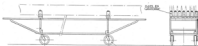

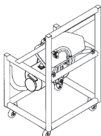
REFERENCE		FEATURES	O / I LEVEL	ATA	LABEL	WEIGHT	SIZE	TYPE APPLICABILITY
365A95008000 Main Gear Box Access Pitaform		Device to be fixed on the structure to frame 9	O	63-20		14 (kg)	1,41 x 0,61 x 0,18 (m)	AS365, AS565
365A95004500 Main Gear Box Access Pitaform		Device to be fixed on mechanical floor (left or right side) for Main Gear Box exchange/repairs Consists of wooden platform and square tubes with antislip covering	I	63-20		7,2 (kg)		AS365
365A95004001 Turboshaft Powerplant Access Pitaform		Device to be fixed on baggages compartment (left or right side) for turboshaft powerplant exchange/repairs Consists of platform with light alloy legs	O	53-30		5,7 (kg)	0,05 x 0,4 x 0,915 (m)	AS365, AS366, AS565
703A95030000 Servicing Platform		Conceived for mechanical floor and vertical stabilizer Consists of foldable platform Light alloy 2 height possible: 1,2 or 1,6 m Maximum working load: 200 kg	I	53-30		37 (kg)	1,554 x 0,908 x 0,349 (m)	AS332, AS350, AS355, AS365, AS532, AS550, AS555, AS565, EC120, H130, H155, H225, H225M
365A95004000 Turboshaft Powerplant Access Pitaform		Device to be fixed on baggages compartment (left or right side) for turboshaft powerplant exchange/repairs Conceived for cost guard Consists of platform with light alloy legs	I	53-30		5,7 (kg)	0,98 x 0,42 x 0,07 (m)	AS365, AS366, AS565, H155



Servicing trolleys <

DESCRIPTION

Devices enabling to move some equipments of the helicopter such as FLIR in order to ensure proper maintenance.


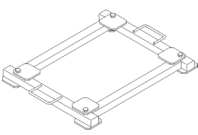
REFERENCE		FEATURES	O / I LEVEL	ATA	LABEL	WEIGHT	SIZE	TYPE APPLICABILITY
97300-341A-11-0040-00 Handling Trolley		Device to transport and perform repairs on main blade Consists of lift trailer Including: 1 support on wheel with height and length adjustable	I	62-10		70 (kg)	4,1 x 1,5 x 1 (m)	ALOUETTE, AS350, AS355, AS365, AS366, AS550, AS555, AS565, EC120, GAZELLE, H130, H155, SA360
365A91114800 Main Blades Trolley		Device to transport blades between shops Including: wheels	I	62-10		110 (kg)	0,9 x 0,73 x 4,88 (m)	AS365, AS366, AS565, H155
365A91114700 Main Blades Trolley		Device to transport blades between shops Including: wheels and towing bar	I	62-10		130 (kg)	3,7 x 1,5 x 0,83 (m)	AS365, AS366, AS565, H155
365A91824000 Optional Devices Trolley		Device to support optional devices such as FLIR of light Equipped with 4 multi-directional wheels	I	25-00		30 (kg)	1,44 x 0,725 x 0,85 (m)	AS365, AS565, H155



Support and Servicing assy <

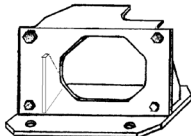


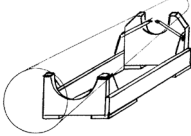





DESCRIPTION

Devices enabling to maintain some parts of the helicopter, in order to ensure proper maintenance.

REFERENCE		FEATURES	O / I LEVEL	ATA	LABEL	WEIGHT	SIZE	TYPE APPLICABILITY
95-02-3160S-11-10000 Trestle		Device to support main blades	I	62-10			1,3 x 0,45 x 0,9 (m)	ALOUETTE, AS350, AS355, AS365, AS550, AS555, AS565, EC120, GAZELLE, H130, H155
365A91310001 Starflex Main Rotor Hub Stand		Consists of metallic reinforced stand equipped with fixations for Main Rotor Hub	I	62-20		13 (kg)		AS365, AS365, AS366, AS565, SA360
365A91334000 Tail Gear Box/Tail Rotor Support		Device to support Tail Gear Box and Tail Rotor in shop Metallic stand equipped with fixation points	I	65-20		7,35 (kg)	0,41 x 0,38 x 0,2 (m)	AS365, AS366, AS565, H155
365A91324504 Main Gear Box Stand		Device used to in shop of for aerotransport Dural stand equipped with flanges	I	63-20		7,03 (kg)	0,67 x 0,55 x 0,11 (m)	AS365, AS366, AS565, H155
341A91330500 Tail Rotor Support		Consists of metallic stand with fixation sheath for Tail Rotor	I	64-20		1,65 (kg)	0,32 x 0,32 x 0,08 (m)	AS365, AS365, AS565, GAZELLE, H155, SA360
365A91814500 Magnetic Anomaly Detector Jig		Device to support Magnetic Anomaly Detector after removal Square profile frame equipped with sheath	I	93-00		13 (kg)	1,4 x 1 (m)	AS365
703A91060500 hs 312 Sonar Jig		Device to store and fix the Sonar removed Including a metallic frame with support plates and handles	I	93-00		20 (kg)	0,384 x 1,106 (m)	AS332, AS365, AS532, AS565
365A91541000 Turboshaft Powerplant Jig Wheels Kit		Device enabling Arriel Turboshaft Powerplant jigs handling Including: 2 rotating wheels, 2 fixed wheel and 2 protective hoops	I	71-00		54 (kg)	0,2 x 0,2 (m)	AS350, AS355, AS365, AS550, AS555, AS565, H130
365A95588000 Turboshaft Powerplant Fixed Cowling Support		Device to move the turboshaft powerplant fixed cowl equipped with air conditioning option Equipped with rubber protection	O	71-40				AS365, H155

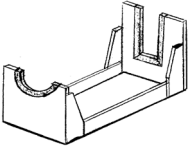


Support and Servicing assy <

REFERENCE		FEATURES	O / I LEVEL	ATA	LABEL	WEIGHT	SIZE	TYPE APPLICABILITY
360A91330200 Tail Gear Box/Tail Rotor Support		Device used as a shop support for Tail Gear Box and Tail Rotor Metallic support equipped with fasteners for Tail gear Box	I	64-20		3,59 (kg)		AS365, AS366, SA360
365A93318400 Turned Mast Stand		Device to support the mast upside down to perform exchange operations on conical casing, swashplate, mast bearings, conical casing seal etc Consists of wooden stand equipped with fixations	I	62-20		13,76 (kg)	0,85 x 0,84 x 0,17 (m)	H155
365A91114500 Main Blades Cradle		Device to support blades in shop, during camp or for aerotransport Consists of 2 wooden and ethafoam cradles	I	62-10		4,8 (kg)	0,56 x 0,55 x 0,24 (m)	AS365, AS366, AS565
365A91234700 Tail Cone Jig		Device used in shop to replace tail cone on stabilizer equipped Wooden jig with 2 panels (front and tail side)	I	53-50		30 (kg)	0,8 x 1,27 x 1,5 (m)	AS365, AS366, AS565, H155
365A93310500 Mast Reversal Stand		Device to install mast in returned position to exchange conical casing, cyclic swashplate, mast bearings and conical casing seal Consists of wooden stand equipped with fixations	I	62-20		3,59 (kg)	0,51 x 0,51 x 0,11 (m)	AS365, AS366, AS565, SA360
365A91234601 Tail Boom Support Jig		Device to support the tail boom in shop or for transportation by truck or plane (747-Dc8-63F) Consists of a wooden jig to transport the tail boom in right or tilted position	O/I	12-00		75,7 (kg)	0,75 x 0,84 x 2,06 (m)	AS365, AS366, AS565, H155
365A91234501 Tail Boom Jig		Device used for shop, truck transportation and aerotransport (747) Wooden jig for tail boom in right position	I	53-50		41 (kg)	0,775 x 1,12 x 2,14 (m)	AS365
365A93310320 Mast Casing Support		Device is used to support mast casing for seal extraction and bearings exterior ring installation Consists of metallic ring	I	62-20		0,8 (kg)	0,21 x 0,2 x 0,05 (m)	AS365, AS366, AS565, H155, SA360
365A91215507 False Tail Suspension		Device conceived for transportation by container, truck, B747 and Antonov12 Consists of a cradle with wheel	I	07-00		53 (kg)	0,16 x 0,56 x 1,76 (m)	AS365, AS366, AS565



Support and Servicing assy <

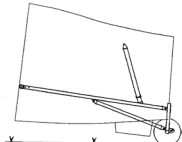
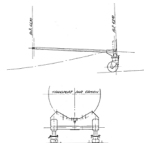
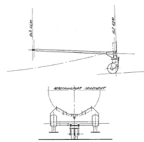
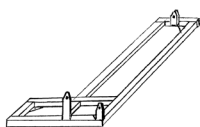


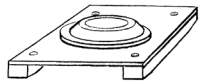

REFERENCE		FEATURES	O / I LEVEL	ATA	LABEL	WEIGHT	SIZE	TYPE APPLICABILITY
365A91234800 Stabilizer Jig		Device used in shop to replace a carbon stabilizer Wooden jig with 2 panels (front and tail side)	I	53-00		36 (kg)	1,4 x 1 x 1,9 (m)	AS365, AS366, AS565, H155



Stands and Jigs for transport <

DESCRIPTION

Devices enabling to maintain different parts of the helicopter during the shipping (air, sea, road, etc).


REFERENCE		FEATURES	O / I LEVEL	ATA	LABEL	WEIGHT	SIZE	TYPE APPLICABILITY
365A91006200 Wooden Jig		Device to board helicopter equipped with Doppler antenna in Hercules and Transall Wooden jig equipped with 2 wheels and 2 drag links	I	93-00		10 (kg)	1,01 x 0,9 (m)	AS365, AS565
360A91210201 Cabin Jig		Consists of equipped jig Conceived for truck transportation	I	50-00		50 (kg)	4 x 3 x 0,9 (m)	SA360
360A91210200 Cabin Jig		Consists of equipped jig Conceived for aerotransport	I	50-00		50 (kg)	4 x 3 x 0,9 (m)	SA360
365A91844000 Rescue Hoist Jig		Device to support the rescue hoist after removal Square profile frame equipped with 3 clevis	I	25-00		11,5 (kg)	0,2 x 0,8 x 1,3 (m)	AS365, AS565, H155
365A91008100 False Main Landing Gear		Device to board in Hercules and Transall Consists of 2 legs with pneumatic wheels, 2 side struts and 2 drag links Conceived for 3205 frame point	I	32-10		42 (kg)	2,27 x 0,82 x 0,35 (m)	AS365, AS365, AS366, AS565, H155
365A91305500 Support Jig		Device to handle set of Main Gear Box, Mast and Main Rotor Plate Conceived for aerotransport Metallic jig with stand, holding bars and wheels	I	62-20		85 (kg)	1,11 x 0,9 x 0,24 (m)	AS365, AS366, AS565, H155
365A91118000 Main Blades Lower Cradle		Device to support blades in shop, outside or during aerotransport Including: 2 wooden and ethafoam cradles	I	12-00				H155
365A91314502 Mast/Hub Stand		Device conceived for shop and for aerotransport (for mast not equipped by Loras) Stand equipped with a wooden support	I	62-20		18 (kg)	0,65 x 0,65 (m)	AS365, AS565, H155
365A91215503 False Tail Suspension		Device conceived for transportation by container, truck, B747 and Antonov12 Consists of a cradle with wheel	I	07-00		53 (kg)	2,08 x 0,61 x 0,34 (m)	AS365, AS366, AS565



Ladders <

DESCRIPTION

Climbing equipment designed to easily access to upper deck, tail boom, horizontal stabiliser and tail rotor pylon.

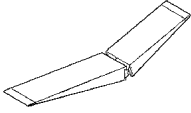
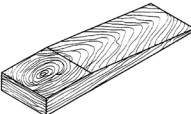

REFERENCE		FEATURES	O / I LEVEL	ATA	LABEL	WEIGHT	SIZE	TYPE APPLICABILITY
365A95234000 Vertical Stabilizer Access Ladder		Device to access to the vertical stabilizer on left side to refold blade tips Consists of fixation points, support and lower footstool	I	05-00		4,5 (kg)		AS365, AS565

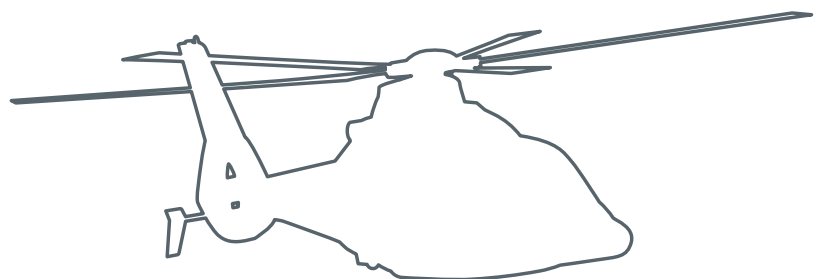


Access ramps <

DESCRIPTION

Equipment conceived to load the helicopter into a cargo compartment for helicopter shipment.

REFERENCE		FEATURES	O / I LEVEL	ATA	LABEL	WEIGHT	SIZE	TYPE APPLICABILITY
703A91070100 Ramp Extension Chock		Consists of chock articulated in 2 parts Material: Dural Conceived for Antonov boarding	I	14-00		21 (kg)	2,6 x 0,3 x 0,1 (m)	AS332, AS350, AS355, AS365, AS365, AS366, AS532, AS550, AS555, AS565, EC120, H155, H175, H225, H225M, SA330
703A91070320 Raising Chock		Device placed under Hercules ramps Consists of wooden chock	I	07-00		9 (kg)	0,1 x 0,3 x 1 (m)	AS332, AS365, AS532, AS565, SA330
703A91070421 Ramp Extension Chock		Device placed under Hercules ramps Consists of wooden chock	I	07-00		20 (kg)	0,06 x 0,3 x 1,4 (m)	AS332, AS365, AS532, AS565, SA330



Containers and Cases





Wooden cases for blade <

DESCRIPTION

Specific cases designed to transport blade safely.

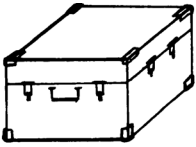
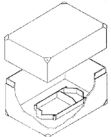
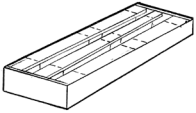

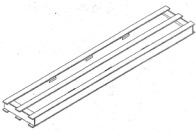
REFERENCE		FEATURES	O / I LEVEL	ATA	LABEL	WEIGHT	SIZE	TYPE APPLICABILITY
365A91114000 4 Blades Case		Device conceived for aerotransport of 4 main blades Wooden case with cushion system	I	62-10		130 (kg)	0,52 x 0,56 x 5,4 (m)	AS365, AS366, AS565



Cases for Main/Tail Rotor Head/Main/Tail Gear Box <

DESCRIPTION

Specific cases designed to store or transport safely the Main Rotor Head, Tail Rotor Head, Main Gear Box, Tail Gear Box etc.

REFERENCE		FEATURES	O / I LEVEL	ATA	LABEL	WEIGHT	SIZE	TYPE APPLICABILITY
365A96334000 Tail Gear Box Case		Consists of wooden case with laminated surface B2R Hermetic Including a cushion system	I	65-20			0,5 x 0,695 x 0,65 (m)	AS365, AS365, SA360
8814401000 Arriel Case		Consists of wooden laminated case Including: 1 internal cushion and 1 support C3r1 type case	I	62-00		80 (kg)	3 x 1 x 1,2 (m)	AS350, AS365, AS565, H130, H155
365A91134000 Tailplane Case		Device is used for aerotransportation of tailplane Wooden case with cushion system	I	53-50		16 (kg)	1,4 x 1 (m)	AS365, AS366, AS565
365A96316000 Mast Case		Device for transportation by air, road and sea of the mast Conceived for 1 year storage Consists of wooden case with laminated coated, internal cushion and damper Hermetic	I	62-20		69 (kg)	1,04 x 0,77 x 0,77 (m)	AS365, AS366, AS565
365A91138000 Horizontal Stabilizer Case		Device to transport horizontal stabilizer (12kg) Wooden case with ethafoam internal cushion	I	14-00		16 (kg)	0,17 x 0,68 x 3,7 (m)	H155



Containers for Main/Tail Rotor Head/Main/Tail Gear Box <

DESCRIPTION

Specific containers designed for long-term storage or to transport in hermetic conditions Main Rotor Head, Tail Rotor Head, Main Gear Box or Tail Gear Box, etc.

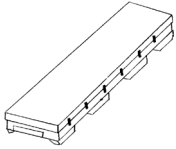
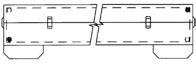
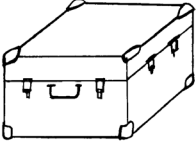
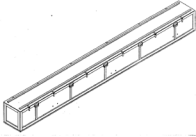
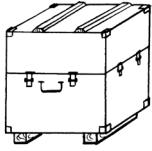
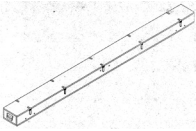
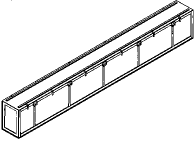
REFERENCE		FEATURES	O / I LEVEL	ATA	LABEL	WEIGHT	SIZE	TYPE APPLICABILITY
X632P6110111 Dauphin planet gears container x1		It is a container for Dauphin planet gears container x1 transportation	I	63-20		3 (kg)	0,3 x 0,3 x 0,4 (m)	AS365, AS565, H155
365A96344400 1 Central Section Container		Device used for transportation of 1 central section of tail transmission Conceived for 1 year storage Reusable 10 times Consists of wooden laminated container with internal cushion Hermetic	I	65-20		2 (kg)	0,367 x 0,277 x 3,752 (m)	AS365, AS366, AS565
365A96344300 1 Section Container		Device used for transportation of 1 rear or front section of tail transmission Conceived for 1 year storage Reusable 10 times Consists of wooden laminated container with internal cushion Hermetic	I	65-20		2 (kg)	0,367 x 0,277 x 1,427 (m)	AS365, AS366, AS565, H155
X632P6110101 Dauphin planet gears container x5		It is a container for Dauphin planet gears container x5 transportation	I	63-20		5 (kg)	0,6 x 0,6 x 0,8 (m)	AS365, AS565, H155
X652P6204101 TGB DAUPHIN CONTAINER		This GSE is used for the protection of the TGB in order to avoid damage during transportation.	I	65-20		64 (kg)	1 x 0,8 x 0,9 (m)	AS365, AS565, H155
X632P6019101 MGB Dauphin container		This GSE is used to allow the support and the protection of the MGB in order to avoid damage during transportation.	I	63-20		570 (kg)	1,9 x 1,55 x 1,4 (m)	AS365, AS565, H155
X642P6102101 TRH Dauphin container		Device is used to support, protect and store the TRH during transportation / handling / storage phase.	I	64-20		203 (kg)	1,7 x 1,7 x 0,75 (m)	AS365, AS366, AS565, H155



Containers for air transport <

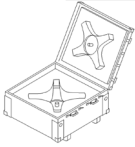
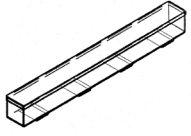

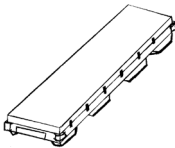
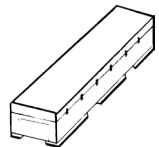
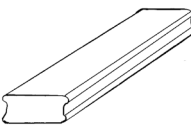
DESCRIPTION

Specific containers designed for air transport.

REFERENCE		FEATURES	O / I LEVEL	ATA	LABEL	WEIGHT	SIZE	TYPE APPLICABILITY
365A96114900 1 Main Blade Container		Consists of metallic case with internal cushion Conceived for 6 months Reusable Hermetic	I	62-10		96 (kg)	0,23 x 0,57 x 5,5 (m)	AS365, AS366, AS565
365A96348000 Central Section Container		Device used for transportation of central section of tail transmission Conceived for 1 year storage Reusable 10 times Wooden laminated with internal cushion Hermetic	I	65-20		70 (kg)	0,385 x 0,29 x 4,195 (m)	H155
365A96334100 Tail Gear Box Case		Device for transportation by air, sea and road of Tail Gear Box Conceived for 1 year storage and for a fenestron with diameter 1100 Consists of wooden case with laminated coated and internal cushion Hermetic	I	65-20		30 (kg)	0,5 x 0,695 x 0,65 (m)	AS365, AS366, AS565, H155
365A91118200 Aerotransport 5 Main Blades Case		Device to transport 5 main blades de-iced Wooden case with internal cushion	I	14-00		150 (kg)	0,615 x 0,565 x 5,9 (m)	H155
365A96326000 Main Gear Box Case		Device for transportation by air, road and sea of Main Gear Box Conceived for 1 year storage Consists of wooden case with laminated coated and internal cushion Hermetic	I	63-20		80 (kg)	1,13 x 1,13 x 1,28 (m)	AS365, AS366, AS565, H155
365A96118000 Main Blade Container		Device used for blade transportation by air, sea and road Conceived for short last storage Reusable 10 times Consists of wooden laminated case and an internal cushion Hermetic	I	62-10		96 (kg)	0,295 x 0,6 x 5,84 (m)	H155
365A91348000 Section Aerotransport Case		Device to transport front/central sections of tail transmission Wooden plywood case	I	14-00		40 (kg)	0,21 x 0,35 x 4,1 (m)	H155
365A91344000 Section Case		Device used for aerotransport of front, main and tail section Consists of wooden plywood case	I	53-50		37 (kg)	1,4 x 1 (m)	AS365, AS366, AS565
365A91118100 Aerotransport 5 Main Blades Case		Device to transport 5 main blades de-iced Conceived for blade having a de-icing connector Wooden case with internal cushion	I	14-30		50 (kg)	0,837 x 0,565 x 5,9 (m)	H155



Containers for air transport <

REFERENCE		FEATURES	O / I LEVEL	ATA	LABEL	WEIGHT	SIZE	TYPE APPLICABILITY
365A96315000 Starflex Hub Case		Device for transportation by air, road and sea of Starflex hub Conceived for 1 year storage Consists of wooden case with laminated coated and internal cushion Hermetic	I	62-20		120 (kg)	0,64 x 1,4 x 1,4 (m)	AS365, AS366, AS565
365A96118100 5 Main Blades Container		Device for 5 blades transportation by air, sea and road Conceived for a short last storage Reusable 10 times Consists of a wooden laminated case with internal cushion Hermetic	I	14-00		200 (kg)	0,68 x 0,55 x 5,6 (m)	H155
365A96318200 Starflex Hub Case		Device for Starflex hub transportation by air, sea and road Conceived for 1 year storage Consists of wooden laminated case with internal cushion and shock absorber Hermetic	I	62-20		69 (kg)	1,23 x 0,84 x 0,84 (m)	H155
365A96114700 1 Main Blade Container		Device for transportation by air, sea or road Conceived for short duration Reusable 10 times Consists of hermetic wooden case with laminated coated and internal cushion	I	62-10		96 (kg)	0,26 x 0,6 x 5,6 (m)	AS365, AS366, AS565
365A96114000 4 Main Blades Container		Device for transportation by air, sea or road Conceived for short duration Reusable 10 times Consists of hermetic wooden case with laminated coated and internal cushion	I	62-10		164 (kg)	0,65 x 0,57 x 5,54 (m)	AS365, AS366, AS565
365A96114800 1 Main Blade Container		Device for transportation by air, sea or road Conceived for 6 months Consists of hermetic polyurethane case with polyester coated and internal cushion Hermetic	I	62-10		96 (kg)	0,24 x 0,625 x 5,6 (m)	AS365, AS366, AS565

Extractors, guides and
calibrated wrenches






Simple extracting or installing tools <


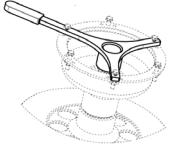







DESCRIPTION

Simple tools designed to facilitate extraction or installation of various parts of the helicopter.

REFERENCE		FEATURES	O / I LEVEL	ATA	LABEL	WEIGHT	SIZE	TYPE APPLICABILITY
365A93335000 Lock Nut m54 Extractor		Device to extract Shur-Lock lock nut of Tail Rotor fixation shaft Consists of a threaded tube with head-metal and stop plate	I	64-20		1,3 (kg)	0,12 x 0,08 x 0,08 (m)	AS365, AS366, AS565, H155
365A93311300 Spin Table/Stationary Star Installation Tas		Consists of circular metallic pieces with guiding pin	I	62-30		4,9 (kg)	1,01 x 0,9 (m)	AS365, AS366, AS565, SA360
355A93314000 Hub Ball joint Extractor		Extractor with sleeve and push-axis	I	62-20		0,35 (kg)	0,15 x 0,075 x 0,03 (m)	AS350, AS355, AS365, AS366, AS550, AS555, AS565
365A93311200 Bearings Installation Dolly		Device to install bearings on spin table Consists of metallic components whose one with locating pin	I	62-30		16,07 (kg)	1,01 x 0,9 (m)	AS365, AS366, AS565, H155, SA360
368A93324000 Key/Counter key		Tool dedicated to mount and dismount the motor flange.	I	63-20		3 (kg)	0,65 x 0,11 x 0,04 (m)	AS565
368A93320900 Aft output flange extractor		Tool dedicated to extraction of the rear output flange	I	63-20		0,6 (kg)	0,2 x 0,2 x 0,04 (m)	AS565
368A93321500 Dynamic seal retainer exchange		Tool dedicated to dynamic seal retainer exchange	I	63-20		2 (kg)	0,1 x 0,01 x 0,04 (m)	AS565
368A93324100 Dynamic seal exchange		Tool dedicated to dynamic seal exchange	I	63-20		2 (kg)	0,1 x 0,01 x 0,04 (m)	AS565
368A93321000 SAR pinion seal holder extractor		Tool dedicated to extraction of the SAR pinion seal holder	I	63-20		1 (kg)	0,1 x 0,07 x 0,07 (m)	AS565










Simple extracting or installing tools <

REFERENCE		FEATURES	O / I LEVEL	ATA	LABEL	WEIGHT	SIZE	TYPE APPLICABILITY
368A93326100 Rear output seal retainer fitting		Tool dedicated to guide the rear output seal.	I	63-20		0,2 (kg)	0,3 x 0,1 x 0,1 (m)	AS565
368A93322100 Fan counter key		Tool dedicated to lock the fan nut	I	63-20		1 (kg)	0,2 x 0,07 x 0,03 (m)	AS565
365A93324202 Sta-Lock Brake Nut Exchange		Device to extract and haft the Sta-Lock brake nut (M30x1,5) Consists of jaw puller	I	63-20		0,6 (kg)	0,09 x 0,06 x 0,04 (m)	AS365, AS366, AS565, H155
365A93334600 Tail Rotor Seal Extractor		Device to extract Tail Gear Box seal on Tail Rotor side Consists of jaw puller with external support	I	65-20		1,65 (kg)	0,18 x 0,09 x 0,09 (m)	AS365, AS366, AS565, H155
365A93334500 Seal Holder Ring Extractor		Device to extract the ring of seal holder on Tail Rotor side of upgraded Tail Gear Box Consists of threaded ring	I	65-20		1,16 (kg)	0,1 x 0,09 x 0,09 (m)	AS365, AS366, AS565, H155
365A93334420 Tail Gear Box Seal Hafting Device		Device to haft input seal on Tail Rotor side of upgraded Tail Gear Box Consists of reversible dolly	I	65-20		0,52 (kg)	0,14 x 0,08 x 0,08 (m)	AS365, AS366, AS565, H155
365A93334300 Tail Gear Box Input Seal Extractor		Device to extract input seal of Tail Gear Box Consists of jaw puller with support pad	I	65-20		0,23 (kg)	0,09 x 0,06 x 0,05 (m)	AS365, AS366, AS565, H155
365A93334200 Tail Gear Box Input Flange Extractor		Device to extract input flange of Tail Gear Box Including: 1 flange, 1 screw and 1 support washer	I	65-20		0,49 (kg)	0,09 x 0,08 x 0,07 (m)	AS365, AS366, AS565, H155
365A93325900 Main Gear Box Double Pump Extractor		Device to extract the double pump of Main Gear Box Including: 1 towing rod equipped with mass	I	63-20		1,49 (kg)	0,33 x 0,05 x 0,05 (m)	AS365, H155












Simple extracting or installing tools <

REFERENCE		FEATURES	O / I LEVEL	ATA	LABEL	WEIGHT	SIZE	TYPE APPLICABILITY
365A93325201 Hydraulic Pump Shear Shaft Exchange		Device to install and remove shear shaft of hydraulic servo-pump Including: 1 casing extraction screw, 1 mass extractor associated to 1 jaw puller, 1 hafting jet, 1 punch, 1 socket for Shurlok nut and 1 extractor adaptor Stored into a suitcase	I	29-00		3,8 (kg)	0,32 x 0,29 x 0,11 (m)	AS365, AS565, H155
365A93310421 Bearings Outer Ring Hafting Tool		Device is used to install outer ring of most bearings on conical casing Consists of metallic dolly	I	62-30		4 (kg)	0,18 x 0,18 x 0,02 (m)	AS365, AS365, AS366, AS565, H155, SA360
368A93322600 Fan dynamic seal exchange tool		Tool dedicated to dynamic fan seal exchange	I	63-20		1 (kg)	0,2 x 0,07 x 0,03 (m)	AS565
365A93324400 Power Take-off Pad Seal Holder Extractor		Device to extract the seal holder of power take-off on Main Gear Box Consists of jaw puller with support plate	I	63-20		1,2 (kg)	0,14 x 0,09 x 0,06 (m)	AS365, AS366, AS565, H155
368A93320400 Guiding shell		Tool dedicated to guide the dynamic seal during its installation on the MGB-R free wheel shaft	I	63-20		0,02 (kg)	0,05 x 0,05 x 0,03 (m)	AS565
365A93324120 Main Gear Box Power Take-off Pad Seal Jet		Device to extract or mount seal in power take-off pad seal holder. Consists of metallic jet	I	63-20		0,85 (kg)	0,07 x 0,07 x 0,05 (m)	AS365, AS366, AS565, H155
365A93321400 Freewheel Flange Hafting		Device blocked in freewheel shaft and used for flange hafting Extensible axis with support dome	I	63-20		0,44 (kg)	0,12 x 0,04 x 0,04 (m)	AS365, AS366, AS565, H155
365A93321220 Main Gear Box Ring Assembly Jet		Device to haft seal holder ring on transmission output shaft. Metallic jet	I	63-20		0,4 (kg)		AS365, AS365, AS366, AS565, H155
365A93320501 Flange Extractor		Device is used to extract the power take-off pad Consists of screw-type puller	I	63-20		0,8 (kg)	0,11 x 0,1 x 0,1 (m)	AS365, AS365, AS366, AS565, H155



Simple extracting or installing tools <

REFERENCE		FEATURES	O / I LEVEL	ATA	LABEL	WEIGHT	SIZE	TYPE APPLICABILITY
365A93320421 Seal Holder Assembly Jet		Device to mount the seal holder in power take-off pad Consists of metallic jet	I	63-20		0,5 (kg)	0,1 x 0,09 x 0,09 (m)	AS365, AS365, AS366, AS565, H155
365A93314200 Bearings Hafting Bell Cover		Device to recentre ring and bearings on mast Consists of steel tube closed by a plate	I	62-30		3,6 (kg)	0,23 x 0,12 x 0,12 (m)	AS365, AS365, AS366, AS565, H155
365A93250100 Windshield Centering		Device to exchange windshield Centering metallic cone with screw-nut set	I	56-00		0,04 (kg)	0,05 x 0,03 x 0,03 (m)	AS365, AS565, H155
368A93324200 Free wheel brake extractor		Tool dedicated to extract the free wheel brake	I	63-20		1,3 (kg)	0,12 x 0,09 x 0,09 (m)	AS565
368A93321200 Dynamic seal guiding shell		Tool dedicated to dynamic seal guiding	I	63-20		0,1 (kg)	0,04 x 0,04 x 0,05 (m)	AS565
365A93324502 Main Gear Box Universal Block Axis Extractor		Device to extract axis of Main Gear Box Universal Block. Consists of screw-type puller	I	63-20		0,135 (kg)	0,08 x 0,03 x 0,03 (m)	AS365, AS366, AS565, H155
360A93322520 Ventilation Intake Seal holder Installation Jet		Device to install seal holder on ventilation intake Consists of metallic jet	I	63-20		0,5 (kg)	0,16 x 0,08 x 0,08 (m)	AS365, AS365, AS366, AS565, H155, SA360
365A93344100 Extensor Set		Device to change elastomer ring on tail gear shaft Including: 1 ring and 3 claws using as extractors	I	65-30		2,5 (kg)	0,2 x 0,09 x 0,2 (m)	AS365, AS366, AS565, H155
360A93323100 Seal Hafting/Extraction		Device to extract and haft seal in seal holder on alternator integrated in Main Gear Box Including a dolly and a jet	I	63-20		0,45 (kg)		AS365, AS365, AS565, H155, SA360




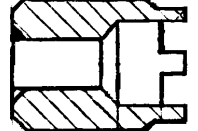
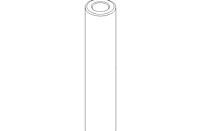
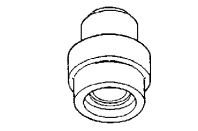





Simple extracting or installing tools <

REFERENCE		FEATURES	O / I LEVEL	ATA	LABEL	WEIGHT	SIZE	TYPE APPLICABILITY
360A93330700 Tail Gear Box Collector Extractor		Device to extract and install oil collector of pitch control / to extract fuses of hydraulic pump in Main Gear Box Consists of sheet metal clamp with hanging pin at the tip	I	65-20		0,2 (kg)	0,28 x 0,04 x 0,02 (m)	AS365, AS365, AS366, AS565, SA360
365A93311000 Spin Table Extractor		Device to extract spin table from stationary star Consists of stand and metallic dolly	I	62-30		3,67 (kg)	0,26 x 0,26 x 0,13 (m)	AS365, AS365, AS565, SA360
360A93321000 Power Take-off Pad Seal Holder Extractor		Device to extract the seal holder on power take-off of Main Gear Box and seal holder of Tail Gear Box inlet Consists of jaw puller with screw and support pad	I	63-20		0,55 (kg)	0,12 x 0,09 x 0,08 (m)	AS365, AS366, AS565, H155, SA360
360A93321120 Power Take-off Pad Seal Holder Installation Jet		Device to install seal holder of power take-off pad Consists of metallic jet with support surface	I	63-20		0,3 (kg)	0,09 x 0,08 x 0,07 (m)	AS365, AS365, AS366, AS565, H155, SA360
360A93321200 Seal Jet and Dolly		Device to haft and extract 2 seals from seal holder Including a support dolly and a jet	I	63-20		2 (kg)	0,09 x 0,09 x 0,04 (m)	AS365, AS366, AS565, H155, SA360
360A93340001 Transmission Shaft Flange Extractor		Device to extract flange on central section of Tail Rotor Drive Consists of extractor with flange and screw with support pad	I	65-10		1,3 (kg)	1,01 x 0,9 (m)	AS365, AS366, AS565, SA360
360A93322400 Ventilation Intake Seal Holder Extractor		Device to extract seal holder of ventilation intake Consists of jaw puller	I	63-20		0,73 (kg)	0,2 x 0,07 x 0,07 (m)	AS365, AS365, AS366, AS565, H155, SA360
341A93340400 Rubber Ring Hafting Tool		Device for rubber bearings crossing on transmission tube Including flange equipped with 3 moveable parts	I	65-10		0,3 (kg)	1,01 x 0,9 (m)	AS365, AS365, AS565, GAZELLE, SA360
360A93322600 Seal Dolly and Jet		Device used to extract and install seal in seal holder on ventilation intake Including a dolly and metallic jet	I	63-20		1,8 (kg)	0,09 x 0,09 x 0,05 (m)	AS365, AS365, AS366, AS565, H155, SA360



Simple extracting or installing tools <

REFERENCE		FEATURES	O / I LEVEL	ATA	LABEL	WEIGHT	SIZE	TYPE APPLICABILITY
360A93322700 Ventilation Intake Ring Extractor		Device to extract seal ring holder on fan shaft Including a jaw puller and a ring	I	63-20		0,9 (kg)	0,21 x 0,08 x 0,08 (m)	AS365, AS365, AS366, AS565, H155, SA360
360A93322800 Ventilation Intake Ring Installation Jet		Device to install ring of seal bearings on fan shaft Consists of metallic hollow jet	I	63-20		1,1 (kg)	0,14 x 0,07 x 0,07 (m)	AS365, AS365, AS366, AS565, H155, SA360
360A93323000 Alternator Seal Holder Extractor		Device to extract seal holder from alternator integrated in Main Gear Box Consists of jaw puller and holding ring	I	63-20		0,4 (kg)	0,06 x 0,05 x 0,05 (m)	AS365, AS365, AS565, H155, SA360
360A93330620 Half Rod Lower Nut Wrench		Device to install and remove lower nut of servo-control Specific notched wrench with square drive	I	65-20		0,06 (kg)	1,01 x 0,9 (m)	AS365, AS365, SA360
360A93330320 Half Rod Bearings Installation Jet		Device to install bearings on Tail Rotor control half-rod (Servo- control side) Consists of metallic jet	I	65-20		0,1 (kg)	1,01 x 0,9 (m)	AS365, AS365, SA360
360A93323320 Seal Surfacing Ring Hafting Tool		Device to haft seal surfacing ring on shear shaft (alternator integrated to Main Gear Box) Consists of metallic dolly	I	63-20		3,59 (kg)		AS365, AS365, AS565, H155, SA360
360A93321400 Power Take-off Pad Ring Extractor		Device to extract seal ring holder on power take-off pad transmission shaft Including an extractor and a sliding ring	I	63-20		0,47 (kg)	0,12 x 0,06 x 0,06 (m)	AS365, AS365, AS366, AS565, H155, SA360
365A93325100 Main Gear Box Outlet Flange Exchange		Device to install or remove SHUR-LOK SL40911 nut on tail transmission outlet of Main Gear Box	I	63-20		0,9 (kg)	0,09 x 0,07 x 0,07 (m)	AS365, AS365, AS366, AS565, H155, SA360
365A93310201 Seal Casing/Bearings Extractor		Device to extract race of mast bearings. Also used to extract conical casing seal Including metallic components used as extractor	I	62-30		3,1 (kg)	0,14 x 0,11 x 0,11 (m)	AS365, AS365, AS366, AS565, H155, SA360







Simple extracting or installing tools <

REFERENCE		FEATURES	O / I LEVEL	ATA	LABEL	WEIGHT	SIZE	TYPE APPLICABILITY
365A93310102 Mast Casing Extractor		Device to extract conical casing equipped of bearings Including metallic components used as extractor	I	62-30		11,6 (kg)	0,35 x 0,23 x 0,22 (m)	AS365, AS365, AS366, AS565, H155, SA360
360A93320900 Main Gear Box Power Take-off Pad Flange Extractor		Device to extract flange on Main Gear Box power take-off pad and inlet flange on Tail Gear Box power take-off pad Consists of jaw puller with screw and support pad	I	63-20		1,1 (kg)	0,17 x 0,14 x 0,13 (m)	AS365, AS365, AS366, AS565, H155, SA360
365A93311101 Spin Table Bearings Extractor		Including: stand and metallic dolly	I	62-30		3,8 (kg)	0,279 x 0,279 x 0,06 (m)	AS350, AS355, AS365, AS365, AS366, AS550, AS555, AS565, H130, H155, SA360
360A93323200 Seal Surfacing Ring Extractor		Device to extract seal surfacing ring on shear shaft (alternator integrated to Main Gear Box) Including a jaw puller and holding ring	I	63-20		0,45 (kg)	0,03 x 0,03 x 0,09 (m)	AS365, AS365, AS565, H155, SA360
703A93002720 Shur-lok nut m10 Wrench		Consists of a wrench for notched nut	I	65-20		0,22 (kg)	1,01 x 0,9 (m)	AS365, AS365, SA360
703A93002100 Nut Retainer Exchange		Device to extract and install nut retainer SHUR-LOCK M16 on output shaft of main gearbox casing Consists of screw-type puller with support washer	I	65-20		0,1 (kg)	0,046 x 0,026 x 0,023 (m)	AS350, AS365, AS366, AS550, AS565, H130, H155
360A93330900 Seal Hafting/Extractor Tool		Consists of dolly and jet	I	65-20		0,615 (kg)	1,01 x 0,9 (m)	AS365, AS365, SA360
365A93321500 Nut Retainer Drift		Device to fold nut retainer of tail transmission flange outlet and Tail Rotor inlet flange Cylindric body equipped with 2 welded pins	I	63-20		0,5 (kg)	1,01 x 0,9 (m)	AS365, AS366, AS565, SA360
365A93321100 Tachometer Seal Holder Extractor		Device to extract the seal holder of tachometer Consists of jaw puller	I	63-20		0,09 (kg)	0,06 x 0,04 x 0,04 (m)	AS365, AS365, AS366, AS565, H155, SA360






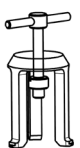





Simple extracting or installing tools <

REFERENCE		FEATURES	O / I LEVEL	ATA	LABEL	WEIGHT	SIZE	TYPE APPLICABILITY
365A93330320 Tail Gear Box Stop Ring Drift		Consists of metallic drift	I	65-20		0,6 (kg)	1,01 x 0,9 (m)	AS365, AS365, SA360
703A93020620 Centering Thimble		Device used as a guide	I	67-00		0,2 (kg)	0,02 x 0,02 x 0,05 (m)	ALOUETTE, AS332, AS350, AS355, AS532, AS550, AS555, EC120, GAZELLE, H130, H155, H225, H225M, SA330
365A93330500 Nut Retainer m10 Exchange		Consists of hafting device with screw	I	65-20		0,22 (kg)	1,01 x 0,9 (m)	AS365, AS365, SA360
703A93002600 Lock Nut m10 Extractor		Consists of screw-type puller	I	65-20		0,15 (kg)	1,01 x 0,9 (m)	AS365, AS365, SA360
360A93340300 Strap Positioning Tool		Device to install the strap on Tail Rotor Drive bearings Consists of metallic fork with broaching axis	I	65-10		0,28 (kg)	0,25 x 0,05 x 0,02 (m)	AS365, AS366, AS565, H155, SA360
360A93340220 Bearings Hafting Jet		Device to install bearings on transmission shaft Consists of metallic jet	I	65-10		0,6 (kg)	1,01 x 0,9 (m)	AS365, AS366, AS565, H155, SA360
360A93340100 Transmission Shaft Bearings Extractor		Device to extract bearings on transmission shaft Including: 3 ties, 2 flanges and 1 screw	I	65-10		1,4 (kg)	1,01 x 0,9 (m)	AS365, AS365, SA360
365A93321300 Tachometer Seal Extractor		Device to install the tachometer seal holder on Main Gear Box and to extract seal from tachometer seal holder Consists of dolly and jet	I	63-20		0,4 (kg)	0,05 x 0,05 x 0,04 (m)	AS365, AS365, AS366, AS565, H155, SA360
366A93320600 Hydraulic Pump Seal Exchange		Device to install and extract seal in seal holder of hydraulic pump (right side) Consists of a dolly and pusher	I	63-20		0,6 (kg)	0,07 x 0,07 x 0,04 (m)	AS365, AS366, AS565



Simple extracting or installing tools <

REFERENCE		FEATURES	O / I LEVEL	ATA	LABEL	WEIGHT	SIZE	TYPE APPLICABILITY
368A93322400 Seal holder extractor		Tool dedicated for extraction of the fan seal holder	I	63-20		3,5 (kg)	0,3 x 0,065 x 0,08 (m)	AS565
368A93326200 Rear output wheel heating unit		Tool dedicated for rear output wheel heating	I	63-20		3,5 (kg)	0,17 x 0,16 x 0,16 (m)	AS565
368A93326000 Rear Output Module and Fan extractor		Tool dedicated for extraction of the rear output and fan	I	63-20		3,5 (kg)	0,17 x 0,16 x 0,16 (m)	AS565
368A93320500 Free wheel flange extractor		Tool dedicated to extract the free wheel flange	I	63-20		0,9 (kg)	0,12 x 0,1 x 0,1 (m)	AS565
368A93325100 SAR pinion seal nut exchange		Tool dedicated to exchange of the SAR lock nut	I	63-20		0,9 (kg)	0,12 x 0,1 x 0,1 (m)	AS565
368A93324400 Seal Holder Extractor		Tool dedicated to extraction of the seal holder	I	63-20		1 (kg)	0,2 x 0,09 x 0,15 (m)	AS565
368A93321100 Seal exchange		Tool dedicated to exchange of the seal on the genetachy pinion bearing housing	I	63-20		0,5 (kg)	0,08 x 0,03 x 0,09 (m)	AS565
703A93020420 Centering Thimble		Device to lock or unlock the post TRA 6031 Diameter M10 - 12 with unblocking device	I	63-30		0,02 (kg)	0,0545 x 0,012 x 0,012 (m)	ALOUETTE 2, AS332, AS365, AS366, AS532, AS565, GAZELLE, H155, H225, H225M, SA330, SUPER-FRELON
366A93320000 Alternator Seal Holder Extractor		Device to extract the seal holder of alternator plug on gearbox casing (right and left side) Consists of a jaw puller	I	63-20		0,2 (kg)	0,05 x 0,04 x 0,04 (m)	AS365, AS366, AS565, H155








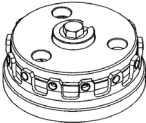


Simple extracting or installing tools <

REFERENCE		FEATURES	O / I LEVEL	ATA	LABEL	WEIGHT	SIZE	TYPE APPLICABILITY
368A93322200 Fan pinion nut wrench		Tool dedicated to install fan pinion nut	I	63-20		3 (kg)	0,05 x 0,05 x 0,16 (m)	AS565
366A93320500 Hydraulic Pump Seal Holder Extractor		Device is used to extract the seal holder flange of hydraulic pump support (right side) Consists of support plate equipped with 3 screws	I	63-20		0,5 (kg)	0,13 x 0,1 x 0,06 (m)	AS365, AS366, AS565
703A93002200 m20 Nut Retainer Exchange		Device to extract and install the nut retainer on servo-control shaft in Tail Gear Box Consists of screw-type puller with nut retainer	I	65-20		0,14 (kg)	0,05 x 0,04 x 0,03 (m)	AS365, AS366, AS565, H155
703A93002800 M30 Nut Retainer Extractor		Device to extract the nut retainer of tail transmission flange Consists of steel extraction cup equipped with pad and screw	I	65-30		0,3 (kg)	1,01 x 0,9 (m)	AS365, AS565
365A93338300 Tail Gear Box Control Shaft Bearings Exchange		Device to haft or extract bearings of Tail Gear Box control shaft	I	65-20		2,71 (kg)	0,32 x 0,07 x 0,07 (m)	AS365, AS565, H155
703A93021320 m14 Centering Shell		Device to haft hanging axis of Main Gear Box on mast casing Consists of steel ogive with internal thread (M14x1,5)	I	65-00		0,12 (kg)	0,02 x 0,04 (m)	AS332, AS365, AS366, AS532, AS565, H155, SA330
703A93021420 m20 Centering Shell		Device to install hanging axis of auxiliary landing drag brace Consists of topped shell (M20x1,5)	I	32-20		0,15 (kg)	0,11 x 0,11 (m)	AS365, AS366, AS565, H155
330A93340300 Intermediate Gearbox Seal Exchange		Support cup and metallic thruster	I	65-30		2 (kg)	Diameter 0,05 x 0,1 (m)	AS332, AS350, AS355, AS365, AS532, AS550, AS555, AS565, H130, H155, H225, H225M, SA330
703a93020520 m12 Shell Centering		Device to haft lower axis of Main Gear Box bars Consists of steel ogive with internal thread (M12x1,5)	I	63-30		0,03 (kg)	0,05 x 0,02 x 0,02 (m)	H155, SUPER-FRELON


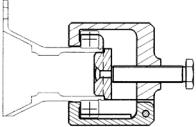









Simple extracting or installing tools <

REFERENCE		FEATURES	O / I LEVEL	ATA	LABEL	WEIGHT	SIZE	TYPE APPLICABILITY
OU-50468 Towing Horn Extractor		Device to extract the towing horn of auxiliary landing before wheel replacement Consists of a tool (C shape) with pressure screw	I	32-20				AS365, AS565
703A93020020 m8 Shell		Device to install mast compass axis and tail boom fixation axis Consists of steel ogive Diameter 10	I	53-50		0,3 (kg)	0,02 x 0,01 x 0,01 (m)	AS365C, EC120
365A93318200 Bearings/Spin Table Installation Device		Device to install spin table on bearings Consists of tas including centering pin	I	62-30		8,47 (kg)	0,35 x 0,35 x 0,07 (m)	H155
365A93318300 Spin Table/Stationary Star Installation Device		Device to install the spin table equipped with bearings on stationary star Consists of tas including centering pin	I	62-30		4,9 (kg)	0,28 x 0,28 x 0,03 (m)	H155
366A93320100 Alternator Plug Seal Exchange		Device to extract and haft the seal in seal holder Consists of dolly and jet	I	63-20		0,65 (kg)	0,07 x 0,05 x 0,05 (m)	AS365, AS366, AS565, H155
365A93336300 Spider Extractor		Device to extract the conical spider Equipped with 2 screws (M8)	I	64-20		0,3 (kg)	0,18 x 0,06 x 0,02 (m)	AS365, AS366, AS565, H155
365A93345200 Drive Shaft bearings Extractor		Device to extract bearings of yaw control rod of control shaft	I	65-20		4,2 (kg)	0,406 x 0,174 x 0,33 (m)	AS365, AS366, AS565, H155
365A93338000 Tail Rotor Extractor		Device to extract the Tail Rotor Including: 2 domes and 1 specific screw	I	64-20		2,02 (kg)	0,16 x 0,11 x 0,09 (m)	AS365, AS565, H155
365A93337100 Spider Ring Bonding Device		Device to bond simultaneously spider rings of Tail Rotor Including: 1 stand for spider positioning and 1 packing ring	I	64-20				AS365



Simple extracting or installing tools <

REFERENCE		FEATURES	O / I LEVEL	ATA	LABEL	WEIGHT	SIZE	TYPE APPLICABILITY
365A93337000 Spider Rings Extractor		Device to extract rings bonded on spider Consists of welded support with extraction jet	I	64-20				AS365
365A93345000 Transmission Bearings Extractor		Device to extract transmission bearings flange Extraction steel dome equipped with pad and screw	I	65-10		0,5 (kg)	1,01 x 0,9 (m)	AS365, AS565
365A93338100 Control Rod Exchange/ Check Device		Device to exchange the control rod shaft and check the clearance of spider after reassembly	I	65-20		4,95 (kg)	0,25 x 0,21 x 0,11 (m)	AS365, AS565, H155
365A93344000 Transmission Bearings Exchange Device		Device to extract and haft bearings on rubber sleeve of tail gear Including: locking ring and pusher in half-cockles and pin spanner	I	65-10		2 (kg)	0,13 x 0,1 x 0,1 (m)	AS365, AS366, AS366, AS565, H155
365A93414501 Main Landing Gear Axis Hafting		Device to haft axis of main landing gear articulation Including: 1 rod, 1 tightening dome, 1 shell, 1 centering device	I	32-10		1,3 (kg)	0,52 x 0,15 x 0,05 (m)	AS365, AS366, AS565, H155
368A93321700 Seal fitting		Tool dedicated to install seal	I	63-20		3 (kg)	0,09 x 0,09 x 0,09 (m)	AS565
365A93414601 Main Landing Gear Axis Extractor		Device to extract axis of main landing gear articulation Including: 1 support dome with rod and towing ring	I	32-10		1 (kg)	0,54 x 0,15 x 0,06 (m)	AS365, AS366, AS565, H155
368A93322300 Fan counter key		Tool dedicated to install fan pinion	I	63-20		3 (kg)	0,17 x 0,17 x 0,1 (m)	AS565
368A93322500 Seal holder fitting jet		Tool dedicated to install seal holder	I	63-20		2 (kg)	0,24 x 0,11 x 0,11 (m)	AS565



Complex/Calibrated extracting or installing tools <

DESCRIPTION

Elaborated tools designed to facilitate extraction or installation of parts of the helicopter with defined measurement or calibration value.

REFERENCE		FEATURES	O / I LEVEL	ATA	LABEL	WEIGHT	SIZE	TYPE APPLICABILITY
365A93336100 Tail Rotor Extractor		Device to extract the Tail Rotor by the threaded ring (M75 X 1,50) Including: 2 domes and 1 specific screw	I	64-20		0,9 (kg)	0,15 x 0,08 x 0,08 (m)	AS365, AS366, AS565
365A98274000 Torque Shaft Exchange		Device to replace and position the cyclic torque shaft (right and left side) Including: 2 pre-drilled plates	I	67-10		4,4 (kg)	0,2 x 0,4 (m)	AS365, AS366, AS565, H155
703A93030000 Bearing Exchange		Device to exchange the internal bearing of servo-control shaft Including: 2 arms and 1 central screw	I	65-20		0,3 (kg)	0,165 x 0,135 x 0,03 (m)	AS332, AS365, AS366, AS532, AS565, H155, H225, H225M, SA330
365A93318000 Spin Table Extractor		Device to extract the spin table from stationary star Consists of base and metallic dolly	I	62-30		3 (kg)	0,35 x 0,27 x 0,13 (m)	H155

Testing, measurement and
maintenance tools, benches









Connectors, cables, electrical and IT adaptors <





DESCRIPTION

Electrical cables and associated interfaces enabling to conduct several kind of tests with flexibility.

REFERENCE		FEATURES	O / I LEVEL	ATA	LABEL	WEIGHT	SIZE	TYPE APPLICABILITY
M331V4001101 Cockpit Lighting Harmonization System		Including harnesses (>4 m) Stored into a suitcase	O	33-10	CE	10 (kg)	0,5 x 0,3 x 0,2 (m)	AS565, H155, H160, H175
703A97633932 CMT & Vibrato Arms Cable		Consists of cable cMT & vibrato M'ARMS/VPU	I	45-00		0,34 (kg)	0,08 x 0,08 x 0,06 (m)	AS332, AS365, EC155
703A97633910 PMT Cable		Consists of a PMT cable for PMT software (Part of 703-A-KMFDAU00)	I	45-00		0,3 (kg)	0,08 x 0,08 x 0,07 (m)	AS365, AS565
703a97633902 EMU Cabling Set		Including: 4 cables (PMT connection cable, real time connection cable, M'ARMS/VPU cable and AS332 adaptor cable)		45-00				AS332, AS365, AS532
C2205KG7A5 Electrical Converter 110/220V		Device to transform 110V to 220V and 220v to 110V Including: 1 box with electrical connection cord 500W	O	24-40	CE	19 (kg)	0,31 x 0,21 x 0,25 (m)	AS332, AS350, AS355, AS365, AS532, AS550, AS555, AS565, EC120, EC635, H130, H135, H155, H225, H225M, SA330
703A97632715 Allied Cordon		Device to unload parameters for exploitation on Euroarms Maintenance Unit Consists of cable to connect between recording test plug and Arinc 573 card of PC	I	XX-XX	CE			EC155
365A97688105 Horizon H140cw Extension		Device to install PA155D and the coupler cDV85. It is also use to any operation required horizon H140cw deportation Including: 2 identic electrical extensions		XX-XX	CE			AS365
703A97673000 VRU Checklist Cable		Device to load the checklist in the VRU Consists of a cable to link VRU to a computer having the checklist loading software		14-00				EC155
703A97671305 ctp6 Beacon Squib Cable		Device to measure under low voltage ctp600 (Adelf) beacon squib resistance Consists of electrical cable equipped with specific connector		95-00			0,045 x 0,082 (m)	AS332, AS365, AS532, AS565



Connectors, cables, electrical and IT adaptors <


REFERENCE		FEATURES	O / I LEVEL	ATA	LABEL	WEIGHT	SIZE	TYPE APPLICABILITY
703A97671500 Global Navigation System-x Test Shunt Plug		Device to test on ground Global Navigation System-X installation Consists of electrical connector with a shunt		34-00			0,2 x 0,45 (m)	AS332, AS365, AS565, EC155
703A97670600 Hoist Squib Cable Test		Device to measure squib resistance Consists of electrical cabling enabling connection of miliohmeter to hoist squib	I	25-60	CE	0,08312 (kg)	0,73 x 0,006 x 0,006 (m)	AS332, AS350, AS355, AS365, AS366, AS532, AS550, AS555, AS565, H130, H155
703A92820100 Sonar Squib Shunt Plug		Device to secure accidental trigger of cable shears squibs Equipped with pennant	I	xx-xx				AS332, AS365, AS532, AS565
CEL85-22-10-00 Automatic-Pilot 155d Test Cords		Device to repair the automatic-pilot after its installation with the failures and diagnostics manual Including: 6 cords and 2 shunt plugs		22-10				AS365
LAB84221000 155d Automatic-Pilot Test Cord		Device to repair the 155D Automatic-Pilot after its installation with the failure and diagnostics manual Suitcase including: cords, plugs cap and measure plugs		22-10			0,367 x 0,277 (m)	AS365
LAB84222000 Coupler Test Cable		Device to repair Cdv85 coupler after its installation with the failure and diagnostic guide Suitcase including connection cables		22-30			0,367 x 0,277 (m)	AS365
LAB84223000 h140 Horizon Extension		Device to repair cDV85 coupler and PAD with the failure and diagnostic guide Including: 2 identical extensions to connect the two H140 horizons out of board		93-70			0,367 x 0,277 (m)	AS365
365A97638000 EC155 PMT Connection Cable		Consists of cable with a switch	I	45-00		0,34 (kg)	0,08 x 0,08 x 0,06 (m)	EC155



Cutoff boxes <

DESCRIPTION

Electrical test equipment enabling to support integration testing, expedite maintenance and to streamline the troubleshooting process on the system and subsystem by simplifying the access to test signals.

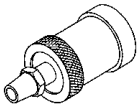
REFERENCE	FEATURES	O / I LEVEL	ATA	LABEL	WEIGHT	SIZE	TYPE APPLICABILITY
<div>On Request</div> <div>Cutoff Box</div> <div></div>	<p>Cutoff box is used to split an electric multicable line into several compound connectors. It is designed to streamline the wiring system of electronic devices and to simplify troubleshooting problems.</p> <p>It is customized according to Helicopter configuratio</p>	O/I	XX-XX				ALOUETTE, AS332, AS350, AS355, AS365, AS366, AS532, AS550, AS555, AS565, EC120, EC130, EC135, EC145, EC155, EC225, EC635, EC725, GAZELLE, H135, H145, H145M, H160, H175, SA330, SA360, SUPER-FRELON



Air Data Test Sets <

DESCRIPTION

Automated pitot and static testers designed to conduct troubleshooting or functional tests on the helicopter.

REFERENCE		FEATURES	O / I LEVEL	ATA	LABEL	WEIGHT	SIZE	TYPE APPLICABILITY
39500 Anemometric Verification Sleeve		Sleeve for the junction of pipe (4x8) on total pressure port	O/I	34-11				AS332, AS365, AS366, AS532, AS565, EC120, EC155, GAZELLE, SA360



Electrical test cases <

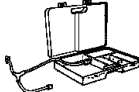



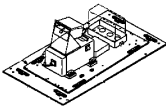
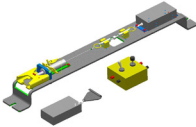

DESCRIPTION

Devices designed for monitoring or generating command and signal.

REFERENCE	FEATURES	O / I LEVEL	ATA	LABEL	WEIGHT	SIZE	TYPE APPLICABILITY
703A97671205 Hoist Squib Test	Device to measure under low voltage MAD winch squib resistance Consists of electrical cable equipped with specific connector		26-00	CE		0,2 x 0,4 (m)	AS365, AS565
2998970 Digital Manometer	 Including: pressure sensor, electrical cord and digital reader		95-60	CE			AS332, AS350, AS355, AS365, AS366, AS532, AS550, AS555, AS565, EC120, EC130, EC155, EC225, EC725
703A97670905 Cartridge Floatation Gear Switch	 Including: electrical cable, switch and specific connectors	I	95-60	CE	0,15 (kg)	0,098 x 0,076 x 0,059 (m)	AS332, AS350, AS355, AS365, AS366, AS532, AS550, AS555, AS565, EC120, EC130, EC155, EC225, EC725
CEL99-22-10-00 Radio-Altimeter Simulator Test Case	 Device to simulate data delivered by radioaltimeter AHV16 Including: electronic box and extension	O/I	22-10				AS332, AS350, AS355, AS365, AS532, AS550, AS555, AS565, EC120, EC130, EC155, EC225, EC725, SA330
DPI610-2361 Portable Aircraft Leak Tester for pitot probe	 Device used to test air and Glycol pressure switch of emergency spraying system	O/I	34-11		3 (kg)	0,3 x 0,17 x 0,14 (m)	AS332, AS350, AS355, AS365, AS366, AS532, AS550, AS555, AS565, EC120, EC130, EC155, EC225, EC725, GAZELLE, SA330, SA360
703a97621700 Pilot Automatic Test Suitcase	 Device to perform FOG validity test Consists of switch box (2 positions) with associated cables		22-00		0,36 (kg)	0,08 x 0,08 x 0,06 (m)	EC155
703A97671105 Beacon Squib Selector	Device to measure squibs impedance Consists of electrical cable and switch equipped with specific connector Specific for distress beacon signal squibs LEIGH cPI113 or winch squibs BREEZE		25-60			0,442 x 0,332 (m)	AS332, AS365, AS532, AS565, EC155, SA330
365A97618305 Flight/Ground Simulator	 Device to simulate the flight Including: electrical cable (Y shape - lenght: 6 m), 1 switch ground/flight position and a LED Supply: +28V		32-10	CE	4,7 (kg)	0,13 x 0,38 x 0,47 (m)	EC155



Electrical test cases <



REFERENCE		FEATURES	O / I LEVEL	ATA	LABEL	WEIGHT	SIZE	TYPE APPLICABILITY
CEL84-22-10-00 Radio-Altimeter Simulation Test Suitcase		Device to simulate altitude data delivered by the radio-altimeter AHV8 and is necessary for the Automatic-Pilot test Including: 1 electronic box, 1 extension (Y shape)		22-10				AS332, AS365, AS365, AS532, AS565
FM84-67-20-03 Trim Jacks Test Suitcase		Device to check trim jack Consists of a box with switch and light Manual functioning and digital indicator Including 4 harness		27-00				AS332, AS365, AS532, AS565, EC155
703A97670500 Cartridge Test Case		Device to measure and control squib (5mA maximum) Including: 1 milli-ohmmeter M210 used to measure the impedance of all cartridges and test leads Current measurement: 5 mA Including: 5 standard cells (1,5 Volts. R6), 1 technical document and 1 bag	O/I	67-70	CE	2 (kg)	0,2 x 0,05 x 0,2 (m)	AS332, AS350, AS355, AS365, AS365, AS366, AS532, AS550, AS555, AS565, EC120, EC130, EC155, EC225, EC725, H175, SA330
703A97660500 MK46 False Torpedo Box		Consists of a box to check the electrical circuit of MK46 torpedo launcher Equipped with light and connector to replace the torpedo		94-00	CE		0,045 x 0,082 (m)	AS332, AS365, AS532, AS565
703A97670801 Fire Cartridge Squib Adaptor		Device used to measure the impedance of the cartridge Including: electrical cable, switch and specific connectors	O	26-00	CE	0,24 (kg)	0,098 x 0,075 x 0,06 (m)	AS332, AS350, AS355, AS532, AS550, AS555, AS565, EC130, EC225, EC725, H175
703a94681500 Compensation System		Device to perform compensation of magnetic or gyromagnetic compass Including: 1 central Sigma 30 and specific cables		34-00	CE			AS332, AS365, AS532, AS565, EC225, EC725
365A94251000 Casting off Stress Check Device		Device to check the stress of lifeboat casting off Including: calibration support, electrical box and check device	O/I	25-90		3 (kg)	0,12 x 0,1 x 0,83 (m)	AS365, AS565, H155
365A97670005 Overtemp Indicator Test		Device used as an extension to test overtemp indicator on winch control handle		25-00	CE	0,35 (kg)	0,08 x 0,08 x 0,05 (m)	AS365, AS565, EC155



Control and Measuring tools <

DESCRIPTION

Equipment designed for various applications from non-contact to contact voltage and continuity detection, open jaw current etc.

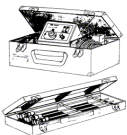

REFERENCE		FEATURES	O / I LEVEL	ATA	LABEL	WEIGHT	SIZE	TYPE APPLICABILITY
703A94000300 Electronic Inclinator		Angle measurement between +45	O/I	00-40		0,38 (kg)	0,1 x 0,075 x 0,03 (m)	AS332, AS350, AS355, AS365, AS366, AS532, AS550, AS555, AS565, EC120, GAZELLE, H130, H155, H225, H225M, SA330, SA360
703A97673101 Hoist Cartridge Tester		Device used to check functioning of hoist cartridge Goodrich	O	92-00		0,6 (kg)	0,235 x 0,084 x 0,06 (m)	AS332, AS365, AS532, AS565, EC155, EC225, EC725



Endoscopes <

DESCRIPTION

Equipment designed to inspect pipes in the helicopter systems to prevent or identify obstruction or damages.






REFERENCE		FEATURES	O / I LEVEL	ATA	LABEL	WEIGHT	SIZE	TYPE APPLICABILITY
FORTAR4420 Endoscope Kit		Device to check Main Gear Box, Tail Gear Box and Arriel Turboshaft Powerplant Including: 1 component with voltage 150W - 24 to 28V and 3 rods	O/I	63-20	CE	1 (kg)	0,277 x 0,367 (m)	AS350, AS365, AS366, AS550, AS565, H130, H155
VISIOWOX371200 Multi-purpose Borescope		Kit enabling inspection of Main Gear Box, Tail Gear Box, Intermediate Gear Box, Engine and Horizontal Stabiliser Probe diameter: 3,7 (mm) Probe lenght: 1200 (mm) Articulated head: 4x90	O	60-00		5 (kg)	0,4 x 0,5 x 0,2 (m)	AS332, AS365, AS532, AS565, H175, H225, H225M



Vibrations adjustment tools <


DESCRIPTION

Equipment designed to lead vibrational balancing for rotor and cabin.

REFERENCE	FEATURES	O / I LEVEL	ATA	LABEL	WEIGHT	SIZE	TYPE APPLICABILITY
SESA365N1 Balancing Adaptation Kit	Device to perform dynamic balancing of Main Rotor Hub and Tail Rotor (Diameter 1100) Including: abacus, target support and sensors support		62-20			0,52 x 0,6 (m)	AS365, AS366, AS565, EC155
365A94320100 Steady Control N & FS Adaptation Kit	 Device to adapt the steady control on 365 N and FS Including: 1 CD-rom, 1 PcMcIA card, fixation supports, 1 optical sensor and 1 screwing kit		18-10	CE			AS365
365a94320000 Steady Control 365 Kit	 Device to perform dynamic balance of main/tail rotating rotors Including: 1 PcMcIA card, 1 CD-rom and supports		xx-xx		9 (kg)	0,23 x 0,45 x 0,52 (m)	AS365, AS565
SESA365N Balancing Adaptation Kit	Device to perform dynamic balancing of Main Rotor Hub and Tail Rotor (Diameter 900) Including: abacus, target support and sensors support		62-20			0,52 x 0,6 (m)	AS365, AS365
366a94320000 Steady Control 366 Kit	Device to enable the use of steady control suitcase for dynamic balancing of main/tail rotating rotor Including: 1 PcMcIA card, 1 CD-rom and supports		xx-xx				AS366
365A94328020 Steady Rotor EC155 Software Kit	 Device to be used with EC155 Adaptation Kit Consists of a CD-rom including the application software and EC155 files configuration		18-00				EC155
S00-624 Accelerotester and Calibration Kit	 Device to check sensors of the steady control	O/I	18-00				AS332, AS350, AS355, AS365, AS532, AS550, AS555, AS565, EC120, EC130, EC155, EC225, EC725, GAZELLE, H175, SA330
S00-604 Accelerotester Kit	 Including: 1 accelerotester box, 1 software, 1 supply device Stored into a suitcase	O/I	12-00		3,2 (kg)	0,195 x 0,102 x 0,14 (m)	AS332, AS350, AS355, AS365, AS532, AS550, AS555, AS565, EC120, EC130, EC155, EC225, EC725, GAZELLE, SA330



Vibrations adjustment tools <


REFERENCE		FEATURES	O / I LEVEL	ATA	LABEL	WEIGHT	SIZE	TYPE APPLICABILITY
703a94320001 Steady Control		Device to perform dynamic balancing of rotating main/tail rotors Including: 2 suitcases		18-00	CE	5,8 (kg)	0,258 x 0,113 x 0,086 (m)	AS332, AS350, AS355, AS365, AS366, AS532, AS550, AS555, AS565, EC120, EC130, EC155, EC225, EC725, GAZELLE, H175, SA330



Accessories for vibrations adjustment tools <

DESCRIPTION

Accessories complementing vibrations adjustment devices for rotor and cabin.


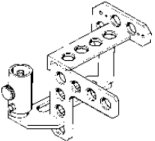

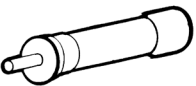
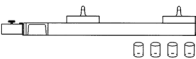

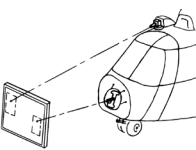
REFERENCE		FEATURES	O / I LEVEL	ATA	LABEL	WEIGHT	SIZE	TYPE APPLICABILITY
365a94328000 Steady Control EC155 Kit		Device to enable the use of steady control suitcase to perform dynamic balancing for main/tail rotating rotor Including: 1 PCMCIA cartdrige, 1 PCMCIA card and supports	O/I	xx-xx		0,25 (kg)	0,16 x 0,07 x 0,05 (m)	EC155



Harmonization tools <

DESCRIPTION

Equipment designed to conduct boresighting between sub-systems and helicopter.


REFERENCE		FEATURES	O / I LEVEL	ATA	LABEL	WEIGHT	SIZE	TYPE APPLICABILITY
703A94002500 Harmonization Panel		Device to harmonize weaponry such as machine gun, rocket, viewfinder and radar	I	94-00		80 (kg)		AS332, AS350, AS355, AS365, AS532, AS550, AS555, AS565, H225M
703A94810001 Crouzet Sight Harmonization Tool		Device to materialize shooting axes by being installed under sight support Mechanical interface equivalent to Crouzet sight	I	94-00		2 (kg)	0,2 x 0,2 x 0,2 (m)	AS332, AS355, AS365, AS550, AS555, AS565, GAZELLE
FM84333002 Light Harmonization Extension		Device to realize harmonization of instrument light on board Consists of an extension including 4 printed circuit cards linked by an harness and 4 femal connectors Conceived for some versions		33-10	CE	5 (kg)	0,15 x 0,4 x 0,6 (m)	AS365, AS565
703A94810200 Mirror Support		Device used to support mirror in order to perform harmonization Inserted in calibrated rods Component of Basic Harmonization Kit	I	94-00		0,5 (kg)	0,1 x 0,035 x 0,1 (m)	AS332, AS355, AS365, AS550, AS555, AS565, GAZELLE, H225M
703A94850020 Rocket Launcher Harmonization		Including: 1 sight support	I	94-00		1,9 (kg)		ALOUETTE 2, AS332, AS355, AS365, AS532, AS550, AS555, AS565, GAZELLE
365A94815000 Multi-purpose Arm Harmonization		Device to harmonize support arm without weaponry Including: a "U shape" piece with 2 machined parts, 1 telescope support and 4 shunt plug caps	I	94-00		22,8 (kg)		AS332, AS355, AS365, AS532, AS550, AS555, AS565, GAZELLE
FM84333001 Harmonization Extension		Device to realize harmonization of instrument light on board Consists of an extension including 4 printed circuit cards linked by an harness and 4 femal connectors Conceived for some versions		33-10		5 (kg)	0,15 x 0,4 x 0,6 (m)	AS365
365A97815000 Harmonization Sight Support		Device to position the harmonization panel according to lubber line Including level range	I	00-40		3,96 (kg)	0,367 x 0,277 (m)	AS365, AS565
365A97814000 Agrion Radar Harmonization		Device to harmonize Agrion system antenna Including: 1 sight support for acquisition antenna and 1 for main antenna	I	92-00			0,367 x 0,277 (m)	AS365, AS565



Accessories for harmonization tools <

DESCRIPTION

Interfaces or adaptors complementing harmonization tools.




REFERENCE		FEATURES	O / I LEVEL	ATA	LABEL	WEIGHT	SIZE	TYPE APPLICABILITY
703A94810000 Crouzet Sight Harmonization Tool		Device to materialize shooting axes by being installed under sight support Mechanical interface equivalent to Crouzet sight	I	94-00		2 (kg)	0,2 x 0,2 x 0,2 (m)	AS332, AS355, AS365, AS550, AS555, AS565, GAZELLE



Alignment and Levelling tools <

DESCRIPTION

Equipment designed to verify structure strain.

REFERENCE		FEATURES	O / I LEVEL	ATA	LABEL	WEIGHT	SIZE	TYPE APPLICABILITY
365A94354002 Main Gear Box/ Turboshaft Powerplant Connection Alignment Check		Device to check the alignment of the link between Main Gear Box and Turboshaft Powerplant after an hard landing or a crash Including: sight and support	I	63-10		1 (kg)	0,23 x 0,18 x 0,09 (m)	AS365, AS565, H155
365A94828000 Pulley Alignment Device		Device to align Freon pulley compressor of air conditioning Including: 1 fixed jaw and 2 mobiles jaws	I	21-50		1,68 (kg)	0,49 x 0,19 x 0,04 (m)	H155
703A94001504 Optical View Finder		Device to verify the alignment of Tail Driven Line Optics features: focalisation range = from 0,2 to 200 m / Field of view = > 170 mRad / useful diameter of the objective = > 14 mm Mechanics features: cylinder adapter of 12 mm (-0,006/-0,017) diameter and	I	64-00		2 (kg)	0,3 x 0,3 x 0,09 (m)	AS332, AS350, AS355, AS365, AS366, AS532, AS550, AS555, AS565, H130, H155, H175, H225, H225M, SA330
365A94344102 Tail Transmission Alignment		Device to check the alignment of tail transmission after hard landing or crash Including: sight and support	I	65-10		4,65 (kg)	0,22 x 0,13 x 0,1 (m)	AS365, AS366, AS565, H155



Software loading benches <

DESCRIPTION

Equipment designed to load specific helicopters systems software.



REFERENCE	FEATURES	O / I LEVEL	ATA	LABEL	WEIGHT	SIZE	TYPE APPLICABILITY
703A97634800 Emu n3 kaza	Consists of a Arms ground station equipped with PGS, cMT, Vibrato, PMT, Steadycontrol softwares and associated cables (cVFDR, MDU379, MFDAU et VPU)	0	xx-xx				AS365
703A97633800 Ground Station EMU	Device to unload CVFDR data, to test accelerometers, to analyze real time Arinc573, to load and unload M'ARMS/VPU data Including: PC Panasonic, Ground station with 3 Kits : - CVFDR and PGS software - MFDAU and PMT software - VPU Kit and Vibrato + Steady		45-00				AS365



Fluids test cases (hydraulic, cooling, fuel, etc) <

DESCRIPTION

Devices designed to fill, drain, clean and test any helicopter fluid system.

REFERENCE	FEATURES	O / I LEVEL	ATA	LABEL	WEIGHT	SIZE	TYPE APPLICABILITY
GAMIC-2-DL2IR Multi-gaz Portable Detector	 Device to neutralize fuel tank Consists of digital display box to read simultaneously the concentration of CO2 and flammable gaz (0 to 100%)	I	28-00	CE	0,211 (kg)	0,035 x 0,06 x 0,1 (m)	AS365, AS565, H155
365a95540000 Fuel Draining Pipe	 Device to drain fuel collector tank Including: 1 tube equipped with cap, 1 telescopic handle and transparent tube		28-00		0,52 (kg)		EC155
SEFAMD300A Fuel Circuit Control Device	Device to control the fuel circuit after interior tank operations Suitcase including: 2 manometers with connection tubes for tank	I	73-10			0,367 x 0,277 (m)	AS365
CEL2130200 Fuel Circuit Test Suitcase	 Device to test insulation of fuel gauge, to adjust fuel amplifier and to check the proper functioning of display Including: 1 digital fuel quantity test set DFQ40K, 1 cables set to connect to the helicopter, 1 user guide	O/I	28-40	CE		0,295 x 0,125 x 0,34 (m)	AS365, AS366, AS565, EC155
703a97720000 Liebherr Air Conditioning Box	 Device to reset air conditioning in case of failure and unload failure data Consists of a suitcase including a box and a cable		21-50	CE	2,99 (kg)	0,26 x 0,24 x 0,18 (m)	AS365, AS565
GP95000 Electrical Hydraulic Bench	Device to supply servo-control and landing retraction operations Electrical engine: 1,5cV, 1500 tr/ mn, 110/200V, 50Hz Flow: 1500 tr/mn = 4,5 l/mn Pressure: 160 bars	O	29-00	CE		0,356 x 0,3 x 0,71 (m)	AS365, AS366, AS565
32539001 Hydraulic Air Accessories Suitcase	 NATO Standard Device	O/I	29-00		35 (kg)	0,5 x 0,3 x 0,8 (m)	ALOUETTE, AS332, AS350, AS355, AS365, AS365, AS366, AS532, AS550, AS555, AS565, EC120, GAZELLE, H130, H155, H225, H225M, SA330, SA360, SUPER- FRELO
365A96650000 Fuel Tank Connector Suitcase	 Device to connect the CO2 bottle with pressure/flow regulator suitcase	I	07-50		3 (kg)	0,175 x 0,4 x 0,5 (m)	AS365, AS565, H155



Fluids test cases (hydraulic, cooling, fuel, etc) <

REFERENCE		FEATURES	O / I LEVEL	ATA	LABEL	WEIGHT	SIZE	TYPE APPLICABILITY
365A95728000 Air Conditioning Circuit Caps Suitcase		Device to protect mechanical or electrical air conditioning circuit in case of maintenance operations Consists of polypropylene suitcase equipped with caps, exchange toric seals	I	21-50	CE	0,49 (kg)	0,07 x 0,03 x 0,03 (m)	H155
ACS-DIAG-EC Air Conditioning Diagnostic Test		Including: 1 box, 1 connection cable (3 m), 2 harness high/low pressure sensor, 2 valve adaptation high/low pressure R134a, 1 sensor beam T-HR temperature and air hygrometry (4m), 1 sensor beam TK1-TK2 (8m), 1 sensor beam TK3-TK4 (8m), 1 CD-Rom for instal	I	21-90	CE	0,15 (kg)	0,101 x 0,18 x 0,044 (m)	AS565, H175, H225, H225M
365A95754201 Hydraulic Accessories Kit		Device to perform maintaining, fulling, inflation, draining and other activities on hydraulic/pneumatic equipment. It is also used to check torque meter installation Consists of accessories box and hydraulic pump	I	29-00	CE	16,15 (kg)	0,43 x 0,31 x 0,28 (m)	AS365, AS366, AS565, H155
703A95052300 Hydraulic Reservoir Draining Tube		Device to drain hydraulic reservoir cover on left side Conceived for some versions	I	05-00		0,95 (kg)	1,25 x 1,3 (m)	AS365, AS366, AS565, H155
X632P5201101 H155 particles catchers		This device is used to catch particles in H155 MGB	O/I	63-20		8 (kg)	0,55 x 0,36 x 0,22 (m)	H155
703a96650100 Fuel Tank Suitcase		Device to heat CO2 at the bottle output Enabling CO2 flow adjustment for tank fulling Including: 1 pressure regulator (200bars to 5bars), 1 heater, 1 pressure regulator (0 to 0,2 bars), 1 manometer (0 to 0,4 bars) and 1 graduated flow rate (0 to 35 l/mn)	I	07-50	CE	12 (kg)	0,22 x 0,35 x 0,45 (m)	AS365, AS565, H155
365A94750000 Sonar Hydraulic Connector		Device to check the Sonar winch from a ground bench Including: 2 hydraulic connectors and equipped with self-sealing connectors	I	93-90		0,4 (kg)		AS365, AS565
365A94720000 P2 Tube Impermeability Suitcase		Device for tubes deposit, to connect a tip to inflation tap and plug the other tip Including: plugs and connectors set	O	21-40		3(kg)	0,25 x 0,2 x 0,12 (m)	AS365, AS565, H155



Fluids test cases (hydraulic, cooling, fuel, etc) <

REFERENCE	FEATURES	O / I LEVEL	ATA	LABEL	WEIGHT	SIZE	TYPE APPLICABILITY
KA0225 Filings collect and analysis case	 Device is used to recover MGB fillings	I	63-20		1 (kg)	0,4 x 0,2 x 0,1 (m)	AS332MK1, AS332MK2, AS332MK2+, AS532MK1, AS532MK2, AS532MK2+, H155, H175
703a95053300 Turboshaft Powerplant Draining Tube	 Device to drain oil in engine or in fuel tank Consists of draining tip Inflex with a tube (1,2 m)	O/I	12-10		0,14 (kg)	0,027 x 0,128 (m)	H155
332A97520505 Fuel System Test Case	 Device to check fuel circuit, adjust fuel flow and measure pressure Supply voltage: 28 V Flow: 500 l/h Maximum pressure: 5 bar	O/I	73-10	CE	48,6 (kg)	1,17 x 0,497 x 0,391 (m)	AS332, AS350, AS355, AS365, AS366, AS532, AS550, AS555, AS565, H225, H225M, SA330
332a97520600 Fuel Piping	 Device to link fuel circuit test case to tanker truck Including 2 pipes, 1 filling valve, 1/2 symetrical connection 40x45		xx-xx		3,95 (kg)	3,3 x 0,03 x 0,03 (m)	AS332, AS350, AS355, AS365, AS366, AS532, AS550, AS555, AS565, EC225, EC725, SA330
365A95750000 Hydraulic Connector	 Device to connect 2 different threads at each tip	O/I	29-00		0,015 (kg)	0,021 x 0,013 x 0,013 (m)	AS365, AS366, AS565, H155



Fluids test accessories <

DESCRIPTION

Interface accessories complementing fluid test case to connect bench to the helicopter.

REFERENCE		FEATURES	O / I LEVEL	ATA	LABEL	WEIGHT	SIZE	TYPE APPLICABILITY
365A94758000 Hydraulic Reservoir Connectors		Device to perform maintenance operations on hydraulic reservoir (right side) Including 1 self-shuttering male connector and 1 connector for piping equipped with cap	I	12-10		0,4 (kg)	0,19 x 0,06 x 0,06 (m)	H155
703A95053000 Water Draining Pipe		Draining cap TEDcO and tube with length of 1,2m	I	12-00		0,1 (kg)	1,1 x 0,02 x 0,02 (m)	AS365, AS565, SA360
365A94758001 Hydraulic Reservoir Connectors		Device to perform maintenance operations on hydraulic reservoir (right side) Including 1 self-shuttering female connector and 1 connector for piping equipped with cap	I	29-00		0,8 (kg)	0,32 x 0,07 x 0,07 (m)	H155
703A95051500 Draining Tip		Device to drain oil from Tail Gear Box Steel tip with locking device	I	65-20		0,05 (kg)	0,11 x 0,02 x 0,02 (m)	AS365
703A95052301 Hydraulic Reservoir Draining Tube		Device to drain hydraulic reservoir on left side Conceived for some versions	I	05-00		0,95 (kg)	2,01 x 0,03 x 0,03 (m)	AS365, AS366, AS565, H155
703A95053200 Tail Gear Box Oil Draining Tube		Consists of draining tip Tedeco 2G7819 with a tube (1,2 m)	O/I	12-10		0,25 (kg)	1,28 x 0,02 x 0,02 (m)	H155
703A95053601 Circuit Draining Tube		Device to drain fuel circuit at fuel fire shut-off valve and fuel flow control at filter level Tube equipped with toric rotating femal tip	I	28-20		0,97 (kg)	2,98 x 0,03 x 0,03 (m)	AS365, AS565, H155
703A95052500 Tank/Filter Dump Pipe		Device for draining of fuel tanks and filter	O	12-10		0,45 (kg)	Diameter 0,25 x 0,4 (m)	AS332, AS365, AS532, AS565, H155, H225, H225M, SA330, SA360
703A95053500 Fuel Dump Pipe		Device to drain fuel tanks Consists of flexible with specific cap	I	29-00		5 (kg)	Diameter 0,035 x 2,35 (m)	AS332, AS365, AS366, AS532, AS565, H155, H225, H225M, SA360



Fluids test accessories <





REFERENCE		FEATURES	O / I LEVEL	ATA	LABEL	WEIGHT	SIZE	TYPE APPLICABILITY
365A94750100 Hydraulic Adaptor (Right side)		Device to connect the bench on ground on right side Including: 2 hydraulic connectors and equipped with self-sealing connectors	O/I	29-00		1,67 (kg)	0,34 x 0,07 x 0,07 (m)	AS365, AS565
703A95510000 Air Conditioning Replacement Firing Pin		Device to connect the air conditioning bench to system	O/I	21-90		0,09 (kg)	0,04 x 0,03 x 0,065 (m)	AS332, AS365, AS532, AS565, H225, H225M
703A95052001 Draining Pipe		Device to drain Main Gear Box and Tail Gear Box Including draining connector (Type: TEDECO VDB 3315) and pipe (1,2 m)	I	29-00		0,35 (kg)	1,295 x 0,018 x 0,016 (m)	AS332, AS350, AS355, AS365, AS366, AS532, AS550, AS555, AS565, EC120, H130, H155, SA330
703A95053100 Oil Main Gear Box Draining Tube		Device to drain oil from Main Gear Box Tube length: 1,2 m	I	63-20		0,25 (kg)	0,045 x 0,2 x 0,2 (m)	AS365, H155



Flight Control adjustment <

DESCRIPTION

Equipment designed to set flight control kinematics.




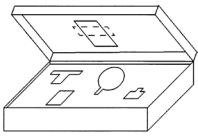



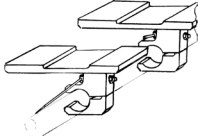

REFERENCE		FEATURES	O / I LEVEL	ATA	LABEL	WEIGHT	SIZE	TYPE APPLICABILITY
365A94274009 Flight Control Adjustment Device		Device to adjust flight control without hydraulic Including: chocks, pins, and immobilization tools	I	27-00		5,75 (kg)	0,34 x 0,19 x 0,1 (m)	AS365, AS565
365A97618005 Actuators Control Suitcase		Device necessary to adjust flight control to test actuators automatically before flight and visualize report on the VEMD Including: 1 transmitter Arinc 429 and control for each actuator, 4 bundles to connect suitcase and helicopter and 1 supply bundle (28)	I	27-00	CE	15 (kg)	0,42 x 0,34 x 0,18 (m)	AS365, AS565, EC155
365A94278101 Flight Control Adjustment Device		Device to adjust flight control by using a inclinometer Including: chocks, immobilization tools and inclinometer support	I	27-00		13 (kg)	0,19 x 0,13 x 0,1 (m)	H155
365A94274008 Flight Control Adjustment Device		Device to adjust flight control with hydraulic Including: chocks, pins, and immobilization tools	I	27-00		7,3 (kg)	0,34 x 0,08 x 0,04 (m)	AS365, AS565



Miscellaneous complex/calibrated mechanical tools <



DESCRIPTION

Mechanical tools enabling to conduct verification and adjustment with defined measurement and calibration value.

REFERENCE		FEATURES	O / I LEVEL	ATA	LABEL	WEIGHT	SIZE	TYPE APPLICABILITY
365A94345001 Tail Transmission False Run-out Check Device		Device to control false run-out of the 3 sections of the tail transmission removed Including: 1 rings set Conceived for some A/C versions	I	65-10		1,2 (kg)	0,06 x 0,06 x 0,04 (m)	AS365, AS366, AS565, H155
365A97540000 Flow Limiter Lever		Device to block the flow control to get a pre-defined power to flight idle Consists of stop with adjustment screw	I	73-20		0,1 (kg)	0,2 x 0,4 (m)	AS365, AS565
365A94324000 Rotor Brake Adjustment		Device to adjust the rotor brake after disc brake exchange	I	63-50		2 (kg)	0,18 x 0,16 x 0,11 (m)	AS365, AS366, AS565
365A95754100 Torquemeter Device		Device to check simultaneously the installation of 2 torquemeters with precise manometer Consists of a accessories kit conditioned in a suitcase	O/I	29-00		5 (kg)		AS365, AS565, H155
365A94324501 Reinforced Rotor Brake Adjustment		Device to adjust the reinforced rotor brake after disc brake exchange	I	63-50		1,9 (kg)	0,18 x 0,16 x 0,11 (m)	AS365, AS366, AS565, H155
365A93311400 Ball Joint Adjustment Tool		Device to adjust the clearance of ball joint mounted on cyclic swashplate Set of metallic components	I	62-30		3,67 (kg)	0,18 x 0,18 x 0,17 (m)	AS365, AS366, AS565, H155, SA360
360A94410001 Braking Torque Check		Including: strap, support tube and mass support	I	32-10		6 (kg)	1,8 x 0,42 x 0,08 (m)	AS365, AS366, AS565, H155, SA360
365A94345500 Tail Transmission Twisting Check		Device to check the twisting of the tail transmission shaft Consists of light alloy flange with needle and support base for inclinometer	I	65-10				AS365, AS366, AS565, H155
365A94318101 Frequency Adaptor Adjustment		Device to adjust the lenght of adaptor Consists of recovery stand with pressure screw and a gauge	I	62-20		12,85 (kg)	0,6 x 0,14 x 0,11 (m)	H155



Miscellaneous complex/calibrated mechanical tools <


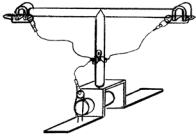
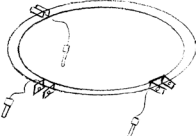

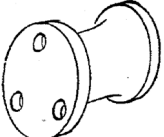
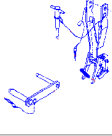
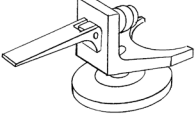
REFERENCE		FEATURES	O / I LEVEL	ATA	LABEL	WEIGHT	SIZE	TYPE APPLICABILITY
703A94000000 Clearances Analyze Device		Device to control and notice slacks Interpretation: 1/100	0	67-30		1,6 (kg)	0,148 x 0,057 x 0,044 (m)	AS332, AS350, AS355, AS365, AS366, AS532, AS550, AS555, AS565, EC120, H130, H155, H175, H225, H225M
365A93384000 Main Gear Box Base Chocks Set		Device to assemble and disassemble the Main Gear Box or the mast Including: 2 light alloy chocks equipped with pennant	I	63-20		0,17 (kg)	0,07 x 0,04 x 0,03 (m)	AS365, AS366, AS565, H155



Miscellaneous/simple mechanical tools <


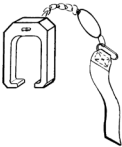
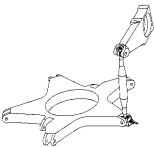
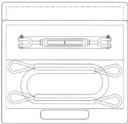



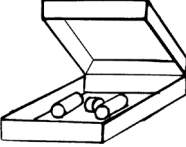
DESCRIPTION

Mechanical tools enabling to conduct verification and adjustment without defined measurement and calibration value.

REFERENCE		FEATURES	O / I LEVEL	ATA	LABEL	WEIGHT	SIZE	TYPE APPLICABILITY
360A96330000 Tail Rotor Immobilization Tool		Device used to maintain the Tail Rotor Part of Tail Rotor standard delivery	I	64-00		0,5 (kg)		AS365, AS365, SA360
365A91754100 Holding Servo-control Blocking Device		Device to block holding device of servo-control according to Main Gear Box cover Welded set (T shape)	I	27-00		1,5 (kg)	1,4 x 1 (m)	AS365, AS366, AS565, H155
365A91754000 Main Servo-control Holding Device		Device to maintain servo-control after Main Rotor Hub Consists of hoop equipped with 3 clevis and 3 pins	I	27-00		2,3 (kg)	1,4 x 1 (m)	AS365, AS366, AS565, H155
365A93319001 Upper Stops Retraction		Device to retract upper stop during blades exchange Including: 5 hoods equipped with pennant	I	62-20		0,25 (kg)	1,76 x 0,06 x 0,04 (m)	H155
365A91344520 Tail Rotor Drive Holding		Device is used to hold the tail rotor drive during truck transportation, B747 and Dc8 Consists of wooden bobbin	I	65-00		0,8 (kg)	1,4 x 0,1 (m)	AS365, AS366, AS565, H155
703-A-KCVFDR00 Cockpit Voice & Flight Data Recorder L3com/ Honeywell Kit		Including: 2 cables for connection to SSCVFDR (download and real time), 1 converter to USB model MDU379, 1 software CTS PGS Vision software, associated files Cables and PGS software are procurables separately	I	45-10	CE	3 (kg)	0,3 x 0,3 x 0,2 (m)	AS332, AS332, AS365, AS532, AS565, EC155, EC225, H160, H175, SA330
365A91425001 Auxiliary Landing Gear Blocking Device		Device for transportation by container, truck, B707, Dc8, B747 or Antonov 12 Consists of sheet metal leg with automatic locking and anti-lengthening clip	I	32-20		4,2 (kg)	0,2 x 0,2 x 0,5 (m)	AS365, AS366, AS565, H155
365A91415000 Rail Landing Gear Stop		Device used for rail guidance during handling on boat with Mac-Taggart system Rubber wheel fixed on lower part of legs with blocking system	I	32-10		2 (kg)	0,045 x 0,25 (m)	AS365, AS565

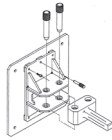



Miscellaneous/simple mechanical tools <

REFERENCE		FEATURES	O / I LEVEL	ATA	LABEL	WEIGHT	SIZE	TYPE APPLICABILITY
703A94113001 Main Rotor Blades Trim Tab		Device to check and correct the incidence of blades tabs Including: 1 immobilizing wrench and 1 levelling wrench	O	62-10		0,5 (kg)	0,235 x 0,16 x 0,07 (m)	ALOUETTE, AS332, AS350, AS355, AS365, AS366, AS532, AS550, AS555, AS565, EC120, GAZELLE, H130, H155, H175, H225, H225M, SA330, SA360, SUPER-FRELON
365A93330100 Tail Gear Box Control Rod Holding Tool		Consists of jaw metallic device	I	65-20		0,17 (kg)	1,01 x 0,9 (m)	AS365, AS366, SA360
365A94318000 Connecting Rod Immobilization Tool		Device to immobilize each connecting rod during its length adjustment Consists of 2 forks equipped with pennant	I	62-20		0,07 (kg)	0,05 x 0,1 x 0,2 (m)	H155
365A94318300 Frequency Adaptor Ball- joint Clearance Check		Device to measure the clearance of frequency adaptor ball-joint Including: 2 slings and 1 clevis tensioning	O	62-20		3 (kg)	0,12 x 0,34 x 0,42 (m)	H155
365A93315000 Main Rotor Hub Tensioning		Device for deposit of folded devices on Main Rotor Hub after folded blades deposit in boat hangar for exchange of turboshaft powerplant, Main Rotor Hub or Main Gear Box False blade base equipped with turnbuckle, cable, shackle and eye bolt	I	62-20		10,2 (kg)	1,01 x 0,9 (m)	AS365, AS366, AS565
365A93314300 Upper Stops Retraction		Device to retract upper stop flyweights during hoods and blades exchange Consists of 4 hoods equipped with pennant	I	62-20		0,2 (kg)	0,04 x 0,06 x 1,33 (m)	AS365, AS366, AS565
365A92314502 Frequency Adaptor Blocking Device		Device to block the frequency adaptor during blades unfolding and during long camp Light alloy chock with pennant	I	63-20		0,75 (kg)	1,01 x 0,9 (m)	AS350, AS355, AS365, AS366, AS550, AS555, AS565, H130
365A94345000 Tail Transmission False Run-out Check Device		Device to control false run-out of the 3 sections of the tail transmission removed Including: 1 rings set Conceived for some A/C versions	I	65-10		1,2 (kg)	0,52 x 0,6 (m)	AS365



Miscellaneous/simple mechanical tools <


REFERENCE		FEATURES	O / I LEVEL	ATA	LABEL	WEIGHT	SIZE	TYPE APPLICABILITY
81451-365A-11-0050-04 Dummy Sleeve		Device to control sweepback in drag and during main blade fluttering	I	62-10		25 (kg)	0,35 x 0,35 x 0,11 (m)	AS350, AS355, AS365, AS366, AS550, AS555, AS565, GAZELLE, H130, H155
365A92414002 Main Landing Gear Blocking Device		Device to block the shock-absorber of main landing gear Conceived for boat mooring Consists of fittings with adjustment screw and fixation pin	I	32-30		2,4 (kg)	0,24 x 0,23 x 0,09 (m)	AS365, AS366, AS565, H155



Engine test sets <

DESCRIPTION

Devices designed to test engine parameters and configuration.

REFERENCE		FEATURES	O / I LEVEL	ATA	LABEL	WEIGHT	SIZE	TYPE APPLICABILITY
703A97670201 Temperature Calibration		Precision instrument with microprocessor enabling simulation and measurement of temperature	O/I	12-00	CE	0,65 (kg)	0,096 x 0,047 x 0,2 (m)	AS332, AS350, AS355, AS365, AS532, AS550, AS555, AS565, EC130, EC155, EC225, EC725, SA330

Services and
maintenance benches








Ground Power Units and starters, battery chargers <

DESCRIPTION

Equipment designed to perform helicopter starting and supply electrical power.




REFERENCE		FEATURES	O / I LEVEL	ATA	LABEL	WEIGHT	SIZE	TYPE APPLICABILITY
GB4520V04 Power Supply Bench		Device to supply necessary electrical power to start engine Capacity: 28 VDC/ 20 KW	O/I	24-00				AS332, AS350, AS355, AS365, AS366, AS532, AS550, AS555, AS565, EC120, EC130, EC155, EC225, EC725, H160, H175, SA330
KA2016PSPS Portable Starter Power Supply		Device used to start aircraft engine whenever and in any location. It can be used also during maintenance to provide abundant auxiliary power for avionics, on-board medical equipment, and other accessories. Light-weight, portable, stowable, and safe, the	I	24-00	CE	14 (kg)	0,4 x 0,2 x 0,1 (m)	EC145, EC155, EC225, H145, H145(D-3), H145M, H160, H175
KA2010 Super Master Charger		Device designed to charge, trickle charge and analyze (discharge) Nickel-Cadmium, Sealed Lead-Acid and other types of rechargeable batteries Charge: constant current, programmable: 0 to 50A Discharge: constant current, programmable, 0 to 60A	I	24-00	CE	70 (kg)	0,7 x 0,6 x 0,4 (m)	AS332, AS350, AS355, AS365, AS532, AS550, AS555, AS565, EC120, EC130, EC135, EC155, EC225, EC635, EC725, H160, H175, SA330



Hydraulic benches, air cooling and accessories <

DESCRIPTION

Equipment such as special bench enabling to lead maintenance on fluid systems, filing, etc.

REFERENCE		FEATURES	O / I LEVEL	ATA	LABEL	WEIGHT	SIZE	TYPE APPLICABILITY
703A94750104 Electrical Engine Hydraulic Bench		Device to adjust flight control, to control landing gear and hydraulic harpoon Electrical engine Flow: 3 to 28 l/mn Pressure: 10 to 280 bars Supply voltage: 3*230V Tree-phase engine - frequency: 50Hz/60Hz	O	29-00	CE	580 (kg)	1,06 x 1,065 x 1,9 (m)	AS365, AS366, AS565
703A94750103 Electrical Engine Hydraulic Bench		Device to adjust flight control, to control landing gear and hydraulic harpoon Electrical engine Flow: 3 to 28 l/mn Pressure: 10 to 280 bars Supply voltage: 3*380/400/415V Tree-phase engine - frequency: 50Hz/60Hz	O	29-00	CE	580 (kg)	1,06 x 1,065 x 1,9 (m)	AS365, AS366, AS565
410N11 Air Conditioning Filling Bench		Device used to drain off or to fill the Air Conditioning System circuit and test it Including: 1 bench with 2 flexible pipes (4.5m), 1 suitcase with spare parts, 1 suitcase with tools for oil injection, 1 suitcase for pressure test, 1 suitcase for gas a	I	21-50	CE	180 (kg)	0,81 x 0,55 x 1,2 (m)	AS332, AS350, AS355, AS365, AS366, AS532, AS550, AS555, AS565, EC120, H130, H155, H160, H175, H225, H225M, SA330
703A94751600 Thermal Hydraulic Bench		Consists of hydraulic bench with thermal engine Flow: 3	O	22-30	CE	780 (kg)	2,28 x 1,3 x 1,25 (m)	AS332, AS365, AS532, AS565, H155, H225, H225M, SA330, SUPER-FRELON
703A94751104 Hydraulic Bench		Equipped with electrical engine (DH0452/M4) Flow: 3 to 45 l/mn Pressure: 10 to 280 bars Supply voltage: 3*380 Three-phase motor frequency: 50Hz/60Hz	O	29-00	CE	880 (kg)	2,15 x 1,3 x 1,25 (m)	AS332, AS365, AS532, AS565, H155, H175, H225, H225M, SA330
703A94751103 Hydraulic Bench		Equipped with electrical engine (DH0452/M5) Flow: 3 to 45 l/mn Pressure: 10 to 280 bars Supply voltage: 3*380/400/415V Three-phase motor frequency: 50Hz/60Hz	O	29-00	CE	880 (kg)	2,15 x 1,3 x 1,25 (m)	AS332, AS365, AS532, AS565, H155, H175, H225, H225M, SA330
703A94751106 Electrical Hydraulic Bench		Consists of hydraulic bench with electrical engine Flow: 3	O	29-00	CE	880 (kg)	2,15 x 1,3 x 1,25 (m)	AS332, AS365, AS532, AS565, H155, H175, H225, H225M, SA330
703A94751105 Electrical Hydraulic Bench		Consists of hydraulic bench with electrical engine Flow: 3	O	29-00	CE	880 (kg)	2,15 x 1,3 x 1,25 (m)	AS332, AS365, AS532, AS565, H155, H175, H225, H225M, SA330



Hydraulic benches, air cooling and accessories <

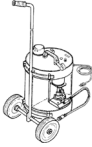
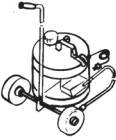
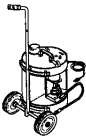
REFERENCE	FEATURES	O / I LEVEL	ATA	LABEL	WEIGHT	SIZE	TYPE APPLICABILITY
703A94750105 Electrical Engine Hydraulic Bench 	Device to adjust flight control, to control landing gear and hydraulic harpoon Electrical engine Flow: 3 to 28 l/mn Pressure: 10 to 280 bars Supply voltage: 3*440/460/480V Tree-phase engine - frequency: 50Hz/60Hz	O	29-00	CE	580 (kg)	1,06 x 1,065 x 1,9 (m)	AS365, AS366, AS565
703A94751502 Manual Pump/Hydraulic Bench 	Device to drain and fill hydraulic systems Flow: 13 cm3 Pressure: 150 bars Tank capacity: 6 liters	I	29-00	CE	10,72 (kg)	0,43 x 0,28 x 0,28 (m)	AS365, AS366, AS565, H155
703A94750302 Thermal Hydraulic Bench 	Device to adjust flight control, to control landing gear and hydraulic harpoon Thermal engine Flow: 4 to 18 l/mn Pressure: 20 to 260 bars	O	29-00	CE	650 (kg)	1,075 x 1,1 x 1,9 (m)	AS365, AS366, AS565
703A94750106 Electrical Engine Hydraulic Bench 	Device to adjust flight control, to control landing gear and hydraulic harpoon Electrical engine Flow: 3 to 28 l/mn Pressure: 10 to 280 bars Supply voltage: 3*200V Tree-phase engine - frequency: 50Hz/60Hz	O	29-00	CE	580 (kg)	1,06 x 1,065 x 1,9 (m)	AS365, AS366, AS565



Engine rinsing benches <

DESCRIPTION

Equipment enabling to eliminate salt when the helicopter is operated close to a sea area.


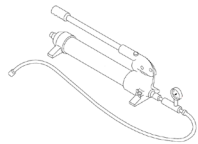
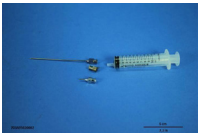

REFERENCE		FEATURES	O / I LEVEL	ATA	LABEL	WEIGHT	SIZE	TYPE APPLICABILITY
8814157000 Turboshaft Powerplant Rinsing Bench		Device to rinse turboshaft powerplant after flight through salt air Sprayer equipped with flexible piping	O	72-00	CE	120 (kg)	1,3 x 1,25 (m)	AS332, AS350, AS355, AS365, AS532, AS550, AS555, AS565, H130, H155, H225, H225M, SA330
8819708000 Turboshaft Powerplant Rinsing Bench		Device to spray under pressure turboshaft powerplant components Mounted on wheels and plugged directly on the helicopter	O	12-00	CE	50 (kg)	0,8 x 0,8 x 1,4 (m)	AS350, AS355, AS365, AS550, AS555, AS565, EC120, H155
8816183000 Turboshaft Powerplant Rinsing Bench		Device to spray under pressure turboshaft powerplant with direct plug on helicopter circuit Consists of compressor system, tank and piping Mounted on wheels	O	71-00	CE	70 (kg)	0,43 x 0,565 x 1,1 (m)	AS332, AS365, AS532, AS565, H225, H225M, SA330



Simple or standard pumps <

DESCRIPTION

Equipment enabling to inject liquids, gases or air.

REFERENCE		FEATURES	O / I LEVEL	ATA	LABEL	WEIGHT	SIZE	TYPE APPLICABILITY
703A95020003 Lubrication Pump		Device to lubricate bearings of Tail Gear Drive Metallic suitcase including needle with different tips	I	62-20		0,07 (kg)	0,105 x 0,06 x 0,04 (m)	AS332, AS365, AS366, AS532, AS565, H155, H225, H225M, SA330
SEFAGP906 Manual Hydraulic Pump		Pressure: 0 to 250 bars Connector output: M12 x 100 Tank capacity: 6 l Flow: 20 cm3	I	29-00	CE		1,25 x 1,3 (m)	AS365, AS366, AS565, H155, SA360
703A95020002 Lubricating Pump		Device to grease bearings of tail rotor drive Syringe stored in metallic case	I	64-20		0,01496 (kg)	0,099 x 0,03 x 0,02 (m)	AS350, AS355, AS365, AS550, AS555, AS565, H130, H155
85-00-04-206-02 Vacuum Pump for composite		Device is used to create a vacuum bag for composite repair on blade.	I	62-10	CE	15,3 (kg)	0,35 x 0,25 x 0,307 (m)	H120, H155, H160, H175, SA330

IT Devices






IT accessories <

DESCRIPTION

Accessories such as power supply, harness complementing maintenance computer or touchpad.

REFERENCE		FEATURES	O / I LEVEL	ATA	LABEL	WEIGHT	SIZE	TYPE APPLICABILITY
703A97685910 NG2 10a elips MPGS		Device used for calculator programming ELIPS NG2		99-00	CE	10 (kg)	0,303 x 0,498 x 0,628 (m)	AS565




DESCRIPTION

Maintenance software enabling data loading, collection, analysis...

REFERENCE		FEATURES	O / I LEVEL	ATA	LABEL	WEIGHT	SIZE	TYPE APPLICABILITY
703A97634501 PMT Software		Device to test and perform maintenance of MFDAU Including SAGEM PMT software (Part of 703-A-KMFDAU00)		45-00		0,1 (kg)	0,1 x 0,1 x 0,01 (m)	AS365, AS565, EC155, EC225
500210-000003 Appareo Flight Data Analyzer		Device to simulate a flight in 3 dimensions		25-70				AS332, AS350, AS365, AS532, EC130, EC155, EC225, H175
365A94328050 Steady Control Additional Software EC155B		Device to use the steady control suitcase EC155B Consists of a CD-rom including the additional software for steady control	O/I	18-00				EC155
703a97634300 Steady Control Rotor Software		Device to perform vibratory check Steady Control Rotor software and files associated to all helicopters	O/I	45-00		0,1 (kg)	0,1 x 0,1 x 0,01 (m)	AS332, AS365, AS532, EC155, EC225, EC725
365A94328060 Steady Control Additional Software EC155B1		Device to used the steady control suitcase EC155B1 Consists of a CD-rom including the additional software for steady control	O/I	18-00				EC155
703A97683500 Professional Ground Station Analysis Software		Including: database associated to helicopter		14-00		0,1 (kg)	0,1 x 0,1 x 0,01 (m)	AS332, AS365, EC155, EC225
703A94326502 Dms ground software n3		Device for acquisition and registration of vibratory signals Including: Generic setup V1.1 STEADYcONTROL Monitoring V1.4 STEADYcONTROL Spectrum V2.2 STEADYcONTROL Rotor V5.1 and configuration AS365N3		18-00				AS365
703A94326004 Dms ground software v1.4		Device for acquisition and registration of vibratory signals Including: Generic setup V1.1 STEADYcONTROL Monitoring V1.4 STEADYcONTROL Spectrum V2.2 STEADYcONTROL Rotor V5.1 and configuration AS365 N		18-00				AS365
703-A-KVPU00 VPU Maintenance Kit		Including: 1 harness for connection to VPU, 2 softwares (CMT and Vibrato) and associated files		45-10		0,1 (kg)	0,1 x 0,1 x 0,01 (m)	AS332, AS365, AS532, AS565, EC155, EC225, EC725



Software <

REFERENCE		FEATURES	O / I LEVEL	ATA	LABEL	WEIGHT	SIZE	TYPE APPLICABILITY
703a97634400 CMT & VIBRATO Softwares		Including: softwares and files associated to all helicopters		45-00		0,1 (kg)	0,1 x 0,1 x 0,01 (m)	AS332, AS365, AS532, EC155, EC225, EC725



Fleet Management System (Soft & Hard) <

DESCRIPTION

IT tools enabling to manage helicopter data.


REFERENCE	FEATURES	O / I LEVEL	ATA	LABEL	WEIGHT	SIZE	TYPE APPLICABILITY
703a97682400 ARMS Ground Station	Device used to exploit and store data EuroArms and M'ARMS	O/I	45-00				AS332, AS365, AS532, EC155, EC225, EC725



Mission preparation stations <

DESCRIPTION

IT tools (Hardware & Software) such as cartography, flight plan, etc, enabling to conduct mission preparation.

REFERENCE		FEATURES	O / I LEVEL	ATA	LABEL	WEIGHT	SIZE	TYPE APPLICABILITY
On Request SIRINA Mission Preparation Station		SIRINA is a Mission Planning and Debriefing System dedicated to pilots for their flights preparation and feasibility, for all type of mission environment (including military tactical missions), and for mission debrief. Before flight pilots plan navigatio	O/I	34-00	CE	2 to 9 (kg) Depending if it is laptop or desktop		AS350, AS355, AS365, AS365C, AS366, AS550, AS555, AS565, EC130, EC135, EC145, EC155, EC635, GAZELLE, H135, H145, H145M, SA360

Miscellaneous








Electrical toolbox or kits <

DESCRIPTION

Package of standard electrical tools enabling to accomplish electrical maintenance tasks.

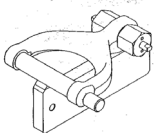
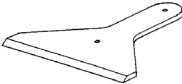




REFERENCE	FEATURES	O / I LEVEL	ATA	LABEL	WEIGHT	SIZE	TYPE APPLICABILITY
93100-04-109-01 Heater Carpet 	Conceived for polymerization of blade repairs	I	62-10		0,6 (kg)	0,35 x 0,45 x 0,003 (m)	AS332, AS350, AS355, AS365, AS365, AS366, AS532, AS550, AS555, AS565, EC120, GAZELLE, H130, H155, H160, H175, H225, H225M, SA330, SA360
703A95003300 Electrician Standard Case Additional Tooling 	Device to complete the Electrician Standard Case Including tooling such as gauge clamp, psitioning tool, gauge cutter etc.	I	05-00		7,81 (kg)	0,31 x 0,082 x 0,043 (m)	AS332, AS532, AS565, H155, H225, H225M
92900-04-902-01 Regulator 	Device used with heater carpet Conceived for polymerization of blade repairs Stored into a suitcase	I	62-10		0,5 (kg)	0,5 x 0,4 x 0,2 (m)	AS332, AS350, AS355, AS365, AS365, AS366, AS532, AS550, AS555, AS565, EC120, GAZELLE, H130, H155, H160, H175, H225, H225M, SA330, SA360



Standard handtools or miscellaneous <


DESCRIPTION

Standard tools required for repairing.

REFERENCE		FEATURES	O / I LEVEL	ATA	LABEL	WEIGHT	SIZE	TYPE APPLICABILITY
703A93002320 m20 Shur-Lok Nut Wrench		Device to exchange the m20 Shur-Lok nut on tail servo-control rod bearings fixation Consists of notched wrench	I	65-20		0,25 (kg)	0,04 x 0,04 x 0,04 (m)	AS365, AS366, AS565, H155
60102080PT Anemobarometric Tubes Crimping Wrench		Device to crimp ring of anemobarometric tubes (7 and 9 mm) Including: 1 riveting wrench and 2 crimping jaws	I	34-00	CE	3,5 (kg)	0,4 x 0,2 x 0,15 (m)	AS365, AS366, AS565, H155
365A93317000 Ball Joint Ring Deterque		Device to detorque lateral rings of compass branch ball joint Welded support including a locating rod for compass and 2 specific nuts to detorque the 2 rings of ball joint	I	62-30				AS365, AS365, AS366, AS565, SA360
27-02-330A-11-1530-21 Spatule plate		Solded by package of 10 items	I	62-10		0,13 (kg)	0,2 x 0,2 x 0,005 (m)	AS332, AS350, AS355, AS365, AS365, AS366, AS532, AS550, AS555, AS565, EC120, GAZELLE, H130, H155, H225, H225M, SA330, SA360, SUPER-FRELON
365A93320101 Flange Holding Wrench		Device to maintain in rotation the power flange of servitude hydraulic pump Specific wrench with fixation bolts on flange	I	63-20		1,05 (kg)	0,43 x 0,11 x 0,05 (m)	AS365, AS366, AS565, H155, SA360
703A93002020 Nut Wrench		Device to torque SHUR-LOK nut M16 on output shaft of Main Gear Box Wrench with notches	I	65-20		0,11 (kg)	0,03 x 0,03 x 0,04 (m)	AS350, AS365, AS366, AS550, AS565, H130, H155
19152-332A-11-0024-02 Stainless Steel Scraper		Device to eliminate the caulking located just behind the edge of the protection strip	I	62-00		0,1 (kg)	0,2 x 0,04 x 0,01 (m)	AS332, AS365, AS365, AS366, AS532, AS565, H155, H175, SA330, SA360
703A93001000 Intermediate Gear Box/Tail Gear Box Nut Wrench		Steel socket with guiding flange Square drive (19,1 mm)	I	65-00		0,54 (kg)	0,062 x 0,062 x 0,05 (m)	AS332, AS365, AS365, AS532, H225, H225M, SA330, SA360



Standard handtools or miscellaneous <




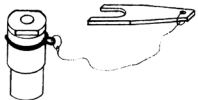
REFERENCE		FEATURES	O / I LEVEL	ATA	LABEL	WEIGHT	SIZE	TYPE APPLICABILITY
332A93550000 Fuel Tank Spanner		Device to exchange ferry fuel tank Flat spanner equipped with square sockets (22 and 11)	I	65-00		0,49 (kg)	0,29 x 0,09 x 0,07 (m)	AS332, AS365, AS366, AS532, AS565, H155, H225, H225M, SA330



Specific handtools or miscellaneous <





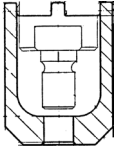

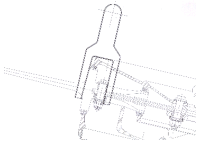
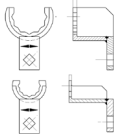

DESCRIPTION

Elaborated tools required for repairing.

REFERENCE		FEATURES	O / I LEVEL	ATA	LABEL	WEIGHT	SIZE	TYPE APPLICABILITY
365A93544001 Arriel Turboshaft Powerplant Holding		Device to maintain the turboshaft powerplant to exchange Main Gear Box, turboshaft powerplant or to connect the two parts Light alloy with fixation pin, pennant and support base	I	72-00		0,24 (kg)	0,09 x 0,08 x 0,07 (m)	AS365, AS565, H155
365A93324620 Oil Filter Cover Wrench		Device for loosening and tightening of oil filter during its exchange Specific wrench in Dural	I	63-20		0,64 (kg)	0,3 x 0,05 x 0,03 (m)	AS365, AS565, H155
360A93322020 Main Gear Box Fan Nut Wrench		Device is used to torque the nut (GUK 15x1) of fan plug Consists of pin wrench with square drive	I	63-20		0,1 (kg)	0,04 x 0,03 x 0,03 (m)	AS365, AS365, AS366, AS565, H155
365A93324021 Main Gear Box Sta-Lock Nut Wrench		Device to torque the Sta-Lock Nut (30x1,5) of power take-off pad Consists of wrench with square drive and 2 tightening claws	I	63-20		0,8 (kg)	0,06 x 0,06 x 0,06 (m)	AS365, AS366, AS565, H155
365A93318800 Mast Bearings Nut Wrench		Device to install and remove the bearings nut of mast 18 screws Consists of metallic wrench with strut, pin and square drive 1/2	I	62-30		2,04 (kg)	0,18 x 0,18 x 0,14 (m)	AS565, H155
365A93424100 Pin Spanner		Conceived to be used with dynamometric wrench	I	32-10		0,11 (kg)	0,11 x 0,04 x 0,02 (m)	AS365, AS366, AS565, H155
360A93330500 Servo-control Half Rod Holding Tool		Device to maintain the half rod of servo-control to haft bearings and to torque nut Including a socket and a fork wrench	I	63-20		0,3 (kg)	1,01 x 0,9 (m)	AS365, AS365
365A93554000 Fuel Circuit Platinum Wrench		Device to torque fuel platinum fixation nuts Consists of square drive (6,35)	I	73-00		0,1 (kg)	0,09 x 0,04 x 0,02 (m)	AS365, AS366, AS565, H155
365A93317100 Bonding Ring Tool		Consists of a stand on which can be positioned 2 compass branches equipped with rings soaked by glue	I	62-20		16,07 (kg)	0,28 x 0,21 x 0,14 (m)	AS365, AS365, AS366, AS565, H155, SA360



Specific handtools or miscellaneous <

REFERENCE		FEATURES	O / I LEVEL	ATA	LABEL	WEIGHT	SIZE	TYPE APPLICABILITY
365A93314101 Mast Bearings Holding Device		Device is used to mount bearings equipped with casing for assembly of rotor mast Consists of 1 washer and 2 flanges	I	62-20		1,7 (kg)	0,22 x 0,22 x 0,09 (m)	AS365, AS366, AS565, H155
365A93814100 Tailplane Seal Cutting Device		Device to cut the BETAMAT seal on tailplane	O	53-50		3,03 (kg)	0,175 x 0,46 x 0,255 (m)	AS365, AS565
365A93250000 Windshield Holding Device		Device to exchange windshield Consists of metallic square with screw-nut	I	56-00		0,05 (kg)	0,05 x 0,04 x 0,03 (m)	AS365, AS565, H155
365A93330000 Tail Gear Box Spring Compressor		Including: a bell and a towing screw	I	65-20		0,41 (kg)	0,23 x 0,05 x 0,05 (m)	AS365, AS366, SA360
365A93814020 Pyrotechnic Fastener Wrench		Device to exchange the pyrotechnic fastener on weaponry support Wrench with square drive	I	25-63		0,47 (kg)	0,073 x 0,085 (m)	AS365, AS565
365A93250200 Windshield Central Holding Device		Device to exchange windshield Consists of sheet metal with central screw	I	56-00		0,02 (kg)	0,08 x 0,05 x 0,02 (m)	AS365, AS565, H155
365A93338220 Chinese Mass Holding Wrench		Device to hold the Chinese mass during its screwing on tail blades Specific wrench in Teflon	I	65-20				AS365, H155
365A93554101 Conveyance Fuel Tank Circuit Wrench		Device to install and remove tubes and to transfer fuel from fuel tank with new interior. Including: 2 wrenches with square drive (1/2")	I	28-20		0,3 (kg)		AS365, AS565, H155
365A93334100 Tail Gear Box Input Flange Holding		Device to hold input flange of Tail Gear Box during Shur-Lok nut untorque Consists of flat/offset wrench	I	65-20		0,68 (kg)	0,31 x 0,1 x 0,03 (m)	AS365, AS366, AS565, H155



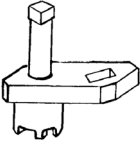








Specific handtools or miscellaneous <

REFERENCE		FEATURES	O / I LEVEL	ATA	LABEL	WEIGHT	SIZE	TYPE APPLICABILITY
365A93524020 PSO Valve Lock Wrench		Consists of lock wrench with tightening device and holding groove	I	63-20		0,1 (kg)		AS365, AS366, AS565, H155
365A93334700 Nuts Servo-control Fixation Wrench		Device to torque and untorque fixation nuts of servo-control on Tail Gear Box with an upgraded fenestron Including: 1 socket (1/4") and 1 box wrench	I	65-20		0,05 (kg)	0,03 x 0,03 x 0,02 (m)	AS365, AS366, AS565, H155
330A93870000 Stretcher Assembly Wrench		Device to set fixation axle of stretcher hooks Sheet metal wrench and welded tube	O/I	65-00		0,5 (kg)	0,1 x 0,02 x 0,02 (m)	AS332, AS365, AS532, AS565, H225, H225M, SA330
360A93320700 Flange Holding Wrench		Device to maintain Main/Tail Gear Box transmission flanges and power take-off pad flanges during nuts tightening torque	I	65-10		0,9 (kg)	0,45 x 0,13 x 0,03 (m)	AS365, AS366, AS366, AS565, H155, SA360
360A93330400 Servo-control Bearings Nut Wrench		Device to install bearings on Tail Rotor control half-rod (Servo-control side) Specific notched wrench with square drive	I	65-20		1,07 (kg)	1,01 x 0,9 (m)	AS365, AS366, SA360
365A91424601 Auxiliary Landing Gear Anti-lengthing Clip		Device to limit the lengthing of auxiliary landing gear leg during handling, camp of for wheel replacement Equipped with fix and mobile pin	I	10-00		2,3 (kg)	0,23 x 0,2 x 0,15 (m)	AS365, AS366, AS565, H155
360A93320800 Power Take-off Pad Nut Wrench		Device to torque nut GUK 20x1 on power take-off and on Tail Gear Box inlet	I	65-30		0,2 (kg)	0,04 x 0,04 x 0,04 (m)	AS365, AS366, AS366, AS565, SA360
703A93820000 ADELT Beacon Change Kit		Including: screws, nuts and 1 specific screw (Diameter M3) with knurled head	I	65-00				AS332, AS365, AS532, AS565, H225, H225M
703A93031000 Fastening Clip Morcros		Device to extract Morcros Clip on flexible fuel tanks Clip equipped with 2 handles	I	65-00		0,25 (kg)	0,119 x 0,111 x 0,046 (m)	AS332, AS365, AS366, AS532, AS565, H155, H225, H225M



Specific handtools or miscellaneous <

REFERENCE		FEATURES	O / I LEVEL	ATA	LABEL	WEIGHT	SIZE	TYPE APPLICABILITY
360A93870020 Seat Removal Wrench		Curved flat wrench	I	25-00			0,07 x 0,09 (m)	AS365, AS365, AS366, AS565, H155, SA360
703A93820100 ADELTA CPT600 Specific Wrench		Device to exchange the pyrotechnic cartridge	I	65-00				AS332, AS365, AS532, AS565, H225, H225M
360A93330100 Tail Rotor Fixation Wrench		Device for fixation nuts on Tail Rotor and Tail Gear Box Specific notched wrench with square drive	I	64-00		0,45 (kg)	1,01 x 0,9 (m)	AS365, AS365, SA360
360A93330820 Tail Gear Box Servo Nut Wrench		Consists of wrench with square drive	I	65-20		0,07 (kg)	0,05 x 0,03 x 0,03 (m)	AS365, AS365, SA360
365A93310000 Mast Nut Wrench		Device to remove and install bearings nut of mast Consists of metallic wrench with spacers	I	62-20		2 (kg)	0,17 x 0,17 x 0,15 (m)	AS365, AS365, AS366, AS565, H155, SA360
365A96335500 Tail Rotor Immobilization Tool		Consists of a rod immobilization	O/I	64-20		1 (kg)	0,21 x 0,06 x 0,06 (m)	AS365, AS366, AS565, H155
360A93322100 Main Gear Box Fan Holding Wrench		Device to maintain the Main Gear Box Fan by reclaiming on brake disc Consists of offset wrench	I	63-20		0,6 (kg)	0,3 x 0,09 x 0,03 (m)	AS365, AS366, AS565, H155, SA360
365A92414101 Main Landing Gear Corset		Device to limit the knocking down of main landing gear legs Conceived for boat mooring Consists of 2 half-shells mounted on hinge	O/I	32-10		0,33 (kg)	0,11 x 0,11 x 0,06 (m)	AS365, AS366, AS565, H155
360A93322200 Ventilation Intake Ring Nut Wrench		Device to torque slotted nut Consists of slotted nut with square drive	I	63-20		0,2 (kg)	0,12 x 0,07 x 0,02 (m)	AS365, AS365, AS366, AS565, H155, SA360



Specific handtools or miscellaneous <



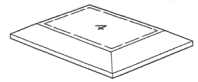

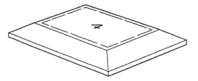
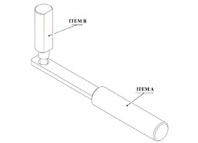
REFERENCE		FEATURES	O / I LEVEL	ATA	LABEL	WEIGHT	SIZE	TYPE APPLICABILITY
365A93336220 Tail Rotor Nut Fixation Wrench		Device to tighten and torque Tail Rotor fixation shaft nut	I	64-20		0,26 (kg)	0,05 x 0,05 x 0,04 (m)	AS365, AS366, AS565, H155
ERAMOU50395 Landing Gear Maintenance Box		Consists of tools kit	I	32-20		2 (kg)	1,25 x 1,3 (m)	AS365, AS366, AS565, H155
360A93322320 Ventilation Intake Ring Lock-Wrench		Device to torque slotted nut Consists of slotted nut with square drive	I	63-20		0,2 (kg)	0,1 x 0,06 x 0,02 (m)	AS365, AS366, AS366, AS565, H155, SA360
365A91414500 Main Landing Gear Anti- lengthing Clip		Device to limit the lengthing of main landing gear leg during handling, comp of for wheel replacement Consists of metallic fittings with 2 fixation flanges	I	32-10		1,6 (kg)	0,21 x 0,04 x 0,05 (m)	AS365, AS366, AS565, H155
365A93335100 Shur-Lok Nut Wrench		Device to exchange specific Shur-Lok nut (M46x1,5) on servo-control rod on Tail Gear Box with an upgraded fenestron Including: 1 lock-wrench and 1 torque wrench	I	65-20		0,43 (kg)	0,19 x 0,08 x 0,01 (m)	AS365, AS366, AS565, H155



Other miscellaneous <


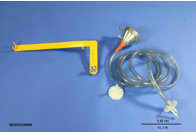
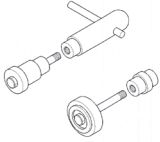

DESCRIPTION

Other kind of tools and ground support equipment required for maintenance activities.

REFERENCE	FEATURES	O / I LEVEL	ATA	LABEL	WEIGHT	SIZE	TYPE APPLICABILITY
703A96000002 Documents Bag	 <p>Device to store on board helicopter documents Including: 1 pilot suitcase with wheels, 1 bag and 1 key ring Included in on board kit</p>	I	00-10		0,6 (kg)	0,4 x 0,3 x 0,2 (m)	AS332, AS350, AS355, AS365, AS366, AS532, AS550, AS555, AS565, EC120, H130, H155, H175, H225, H225M, SA330
69000402600 Blade Protection	 <p>Device to protect blade skin during miling of the tab Steel material</p>	I	62-00		1,04 (kg)	0,1 x 0,06 x 0,05 (m)	AS332, AS350, AS355, AS365, AS366, AS532, AS550, AS555, AS565, EC120, GAZELLE, H130, H155, H175, H225, H225M, SA330, SA360
90-02-330A-12-0000-00 Silk Screen	 <p>Device used to mark point and order number of tail blades French standard L80090</p>	I	62-10		1,07 (kg)	0,16 x 0,16 x 0,1 (m)	AS332, AS365, AS366, AS532, AS565, H225, H225M, SA330
69-00-04-027-01 Bonding Tabs Tool	 <p>Device to press tabs during bonding operation</p>	I	62-10		1,04 (kg)	0,31 x 0,049 x 0,048 (m)	AS332, AS350, AS355, AS365, AS366, AS532, AS550, AS555, AS565, EC120, GAZELLE, H130, H155, H225, H225M, SA330, SA360
90-03-321A-11-0020-00 Silk Screen	 <p>Device used to mark point and serial number of main blades Conceived for upper surfaces French standard L 80090</p>	I	62-10		1,07 (kg)	0,16 x 0,16 x 0,1 (m)	ALOUETTE, AS332, AS350, AS355, AS365, AS366, AS532, AS550, AS555, AS565, EC120, GAZELLE, H130, H155, H225, H225M, SA330, SA360, SUPER-FRELON
69701-365A-12-0060-01 Socket Bonding Tool	 <p>Device to bond sockets on tail blades</p>	I	64-10		1,8 (kg)	0,05 x 0,035 x 0,3 (m)	AS365, AS565, H155



Other miscellaneous <


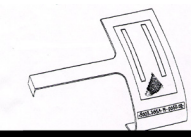
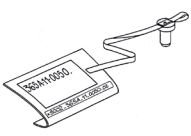


REFERENCE		FEATURES	O / I LEVEL	ATA	LABEL	WEIGHT	SIZE	TYPE APPLICABILITY
90-02-3130S-11-10-000-80 Silk Screen		Device used to mark point and serial number of main blades Conceived for lower surfaces French standard L 80090	I	62-10		1,07 (kg)	0,16 x 0,16 x 0,1 (m)	ALOUETTE, AS332, AS350, AS355, AS365, AS366, AS532, AS550, AS555, AS565, EC120, GAZELLE, H130, H155, H225, H225M, SA330, SA360, SUPER-FRELON
703A91820100 VIP Footboard Handling Device		Device to handle the footboard in case of default Consists of handle equipped with a flexible extension	O/I	25-00				H155
365A94520000 Fuel Tank Valve Check		Device to check the functioning of the valve between collector and main fuel tanks	I	73-10		12 (kg)	5,21 x 0,21 x 0,17 (m)	AS365, AS366, AS565, H155
81-00-04-008-00 Bonding Check Device		Device is used to check sockets weakening	I	62-10				AS332, AS365, AS366, AS532, AS565, H155, SA330, SA360
69-01-3130S-11-10-035-00 Metallic Spatula		Device to mix ingredients Sold by 10 items	I	62-10		0,01 (kg)	0,185 x 0,01 x 0,003 (m)	ALOUETTE, AS332, AS350, AS355, AS365, AS366, AS532, AS550, AS555, AS565, EC120, GAZELLE, H130, H155, H175, H225, H225M, SA330, SA360, SUPER-FRELON
703A92001000 Storage Bag		Canvas bag to store obturators and camp package Included in on board kit	I	00-10		0,33 (kg)	Diameter 0,4 x 0,7 (m)	AS332, AS365, AS366, AS532, AS565, H155, H225, H225M
703A92001003 Storage Bag		Canvas bag used to store the on board kit	I	10-00		0,5 (kg)	0,675 x 0,61 x 0,001 (m)	AS332, AS350, AS355, AS365, AS366, AS532, AS555, AS565, EC120, H130, H155, H225, H225M



Other consumables <

DESCRIPTION

Standard consumables required for maintenance tasks.

REFERENCE		FEATURES	O / I LEVEL	ATA	LABEL	WEIGHT	SIZE	TYPE APPLICABILITY
90-04-365A-11-0050-02 Silk Screen		Device to mark the centre of gravity on lower surface of main blades	I	62-10		1 (kg)	0,3 x 0,3 x 0,05 (m)	AS365, AS366, AS565
90-03-365A-11-0050-02 Silk Screen		Device to mark on the lower surface foldable pole position	I	62-10		1 (kg)	1 x 0,3 x 0,05 (m)	AS365, AS366, AS565
90-02-365A-11-0050-02 Silk Screen		Device to mark on the lower surface the main blade reference	I	62-10		1 (kg)	0,3 x 0,3 x 0,05 (m)	AS365, AS565
90-01-365A-11-0050-02 Silk Screen		Device to mark on the upper surface the main blade reference and US patent	I	62-10		1 (kg)	0,3 x 0,3 x 0,04 (m)	AS365, AS565
90-901-365A-11-5030-02 Silk Screen		Device to mark on the lower surface on blade tip the reference	I	62-10		1 (kg)	0,3 x 0,15 x 0,02 (m)	AS365, AS366, AS565

Tools & GSE **Services**



Easy Spare Parts

Sales & Distribution

Supply any procurable new and used parts including tools & Ground Support Equipment, for the whole Airbus Helicopters range.

Easy Spare Parts service has been tailored to match customers expectations in terms of reactivity and delivery lead times.

100% commitments on parts delivered on time for planned orders⁽¹⁾, Airbus Helicopters offers a compensation for possible late deliveries in accordance with Standard Conditions of Sale.

⁽¹⁾ Planned orders : requested delivery date above 15 days from the order date

As a digital solution, this Pay-By-Event service is available through the eOrdering service on our AirbusWorld collaborative platform. It allows customers to easily find parts they need while providing all order tracking information.

Airbus Helicopters customers may now benefit from our new Marketplace accessible through the eOrdering service on our AirbusWorld collaborative platform. They will find extended parts catalogues from specialized Vendors, including tools & Ground Support Equipment.



Technical Support

Service scope

For any technical question related to Tools & GSE, get in direct contact with our worldwide technical network of tech-reps & customer centers positioned close to your operations.

For any AOG needs, a responsive 24/7 service around the clock taking care of you anytime, anywhere and is also accessible through a unique contact or through the Technical Request service on our AirbusWorld collaborative platform.

AIRBUS
HELICOPTERS

HCare
24/7 Worldwide Customer Support
customersupport.helicopters@airbus.com
Phone: + 33 4 42 85 97 97
Fax: + 33 4 42 85 99 96

AirbusWorld customer portal
<https://airbusworld.helicopters.airbus.com>

Calibration and Repair services for Tools & Ground Support Equipment

For any calibration and repair request related to Tools & GSE, get in direct contact with our focal point in charge of this service through the email address:

contact.tools-calibration.ah@airbus.com.

Commercial Off The Shelf Tools & Ground Support Equipment (COTS)

For the supply of COTS tools and ground support equipment, comprising standard equipment that is generally available on the market such as power supply benches, pressure generators, multimeters etc, Airbus has signed a cooperation agreement with the company Kit-Aero.

Under this agreement, Kit-Aero will now handle the promotion, sales and after-sales support of COTS tools and ground equipment towards Airbus helicopters' Customers.

The objective of providing a single focal point for sales and support on COTS segment, attractive prices and technical expertise and products benchmark.

For requests related to COTS tools and ground support equipment, Airbus Helicopters Customers are invited to visit Kit-Aero's website (www.kit-aero.com) or contact them directly at info@kit-aero.com.



From the AirbusWorld eOrdering service, one click gets you to the Marketplace, where you can buy a wide range of parts directly from external vendors.

Since October 2020, this one-stop shop proposes you a new experience and enhanced features:

- Find the right offer: an easy way to compare offers and sort them by price, availability, transport cost,
- Be informed in realtime: an efficient tracking of orders and quotations,
- Get the part faster: an increased reactivity from vendors thanks to a their dedicated portal,
- And more...

The Marketplace offers are spread out in the categories chemicals and consumable material, tools and ground support equipment, shelving and storage.

If you have any question, please contact support.marketplace.ah@airbus.com or your Airbus Helicopters front office.



Standard Conditions of **Sale**

1 - DEFINITIONS

- AOG (Aircraft On Ground) means a situation in which the Helicopter is unable to fly or is ineligible to return to service because of an unscheduled need for replacement or major repair of components, that is not related to scheduled maintenance tasks.

- BFE/CFE means Buyer Furnished Equipment / Customer Furnished Equipment.

- Certificate of Conformity (or Statement of Conformity) means the document issued by the Seller's quality assurance organization after completion of procedures approved by the respective authorized national agency certifying the Product's conformity with the Seller's applicable specifications.

- CAMO means Continuing Airworthiness Management Organization.

- Contract means the agreement between the Seller and the Customer of which these Standard Conditions of Sale form part, comprising the applicable Specific Annex(es) and the Purchase Order or Order Confirmation.

- Core Unit means the used Part sent by the Customer to the Seller in case of exchange for an overhauled or repaired Part under the standard exchange service.

- Customer means the person, entity, or company to whom the Seller sells any Products and/or Services under the Contract.

- Customer Center means a subsidiary or an affiliated company of the Seller.

- Documentary Credit means an irrevocable, confirmed and nontransferable documentary credit.

- EASA means European Aviation Safety Agency.

- Helicopter means helicopter manufactured by the Seller.

- Item means transmission components, blades and/or equipment.

- OTL, SLL mean respectively Operating Time Limit and Service Life Limit.

- Part means a piece of an Item or a Product.

- Party/Parties mean either separately or collectively the Customer and/or the Seller.

- Product(s) means the goods to be provided by the Seller under the Contract in compliance with the applicable specification and/or definition, including all types of Helicopters, optional equipment, Spare Parts, tools, other equipment, documentation, technology, data, software on a Product (and any other goods mentioned in the Specific Annex(es), when applicable).

- Production Organization Approval (POA) means approvals issued by the respective competent authority to the Seller in compliance with EASA part 21/G regulation.

- Order Confirmation means the acknowledgement of receipt of the Customer's order by the Seller, i.e. either the confirmation sent by the Seller to the Customer to take into account the Customer's order or the approval sent by the Customer to the Seller on the Quotation.

- Purchase Order (or Order) means the order covering the acquisition of Products and/or Services.

- Quotation means the priced offer and associated conditions, sent to the Customer by the Seller.

- RMA means Return Material Authorization format provided by the Seller for the purposes of the warranty article and/or R&O Service.

- R&O means the following activities: repair, overhaul, standard exchange, inspection and modification of an Item.

- Seller means Airbus Helicopters (SAS) located in Marignane, France and/or Airbus Helicopters Deutschland GmbH, located in Donauwörth, Germany.

- Service(s) means the services which may be performed under the Contract consisting of:

- performance of R&O
- Technical Data, technical assistance, technical expert
- services, and/or tool rental
- performance of Training,
- SaaS,

- and any other services mentioned under the Specific Annex(es), when applicable.

- SaaS (Software As A Service) means a software application available online on an internet website and/or a software application available on defined mobile operating system(s).

- Specific Annex (or Annex) means the annex of the SCS outlining specific conditions.

- Spare Parts means new parts to be provided by the Seller.

- SCS means general Standard Conditions of Sale for Products and Services.

- SB means Service Bulletin.

- STC means Supplemental Type Certificate and also refers to an equipment which has a STC.

- TAT means Turn Around Time, from the time the Seller receives the Customer's Item and its related and valid documents in its facility up to the time the Item is at the Customer's disposal Free Carrier (FCA) Incoterms® 2010 at Seller's facility, less the Customer's approval lead time and/or less lead time due to Customer's responsibility discrepancies.

- Training Items means training software, training documentation and courseware.

- Training means training need analysis, training courses, simulator sessions and on-the-job training.

- TSN, TSO, TSR, TBO mean respectively Time Since New, Time Since Overhaul, Time Since Repair and Time Between Overhaul.

- VAT means Value Added Tax.

2 - SUBJECT AND SCOPE

These general Standard Conditions of Sale apply to any sale of Products and/or Services sold by the Seller to its Customer(s), excluding brokerage or other distributor activities. The purchase of the Products and/or Services by a Customer is considered to be performed within the framework of its professional activities.

These general Standard Conditions of Sale are supplemented by the relevant Specific Annex(es) as quoted hereinafter, when applicable:

- for Helicopter sales:

- Sale of new Helicopters and associated services
- Sale of pre-owned Helicopters and associated services

- and for Products (other than Helicopters) and Services:

- Sale of Spare Parts
- R&O Services
- Technical Data, technical assistance, technical expert services, tool rental
- Training Services and Training Items
- Helicopter maintenance, repair, overhaul, inspection, upgrade and retrofit
- SaaS

3 - PURCHASE ORDER / QUOTATION

3.1 Sale of Helicopters and associated Services – Purchase Order

The Helicopter Contract shall be binding when signed by both the Seller and the Customer and shall come into force upon receipt by the Seller of the initial down-payment and subject to compliance to article 4.1.

3.2 Products and Services sold independently of a Helicopter sale – Order issuance, acceptance

Customer's Orders shall be confirmed by the Seller in writing. The Contract shall become binding upon receipt by the Customer of the Seller's Order Confirmation and shall come into force upon receipt by the Seller of the down payment when relevant (as mentioned under article 6.2) and subject to compliance to article 4.1.1. The delivery schedule shall become effective upon receipt of the down payment.

In case the Customer requires a Quotation from the Seller, the Contract shall become binding when the Seller receives the Customer's written approval of such Quotation issued without changes. Said Quotation duly signed by the Customer shall constitute the Order Confirmation when received by the Seller.

3.3 Purchase Order modifications

3.3.1 Modifications to Purchase Order by the Seller

Pursuant to new manufacturing or engineering requirements, obsolescence or new regulations, the Seller shall be entitled to carry out modifications without the consent of the Customer, as long as these modifications do not affect the specification and/or performance of the Product and/or Services, and/or delivery time. Should the requirements affect specification and/or performance of the Product and/or Services, related costs and/or delivery time, the Seller and the Customer shall agree on the contractual consequences. If the Parties fail to reach an agreement within one (1) month, the Seller shall be entitled to terminate the Contract under the conditions stated in article 14.2.

3.3.2 Modifications to Purchase Order modifications by the Customer

Any changes or configuration changes requested by the Customer require prior mutual written agreement of the Parties and may lead to an adjustment of the price and/or delivery time.

4 - EXPORT AND IMPORT LICENCES – AUTHORIZATIONS, CUSTOMS

The Customer hereby undertakes to comply at all times with all applicable laws and regulations in particular and not limited to national and international anti-corruption, anti-money laundering and export control laws and regulations (together "Regulatory Rules").

4.1 Representation from the Customer and Know your Customer policy

The Customer undertakes to provide truthful, accurate and complete information to the Seller such as may be required by the Seller from time to time to comply with its obligations pursuant to the Regulatory Rules, including but not limited to information on the Customer's corporate structure and shareholding, or source of financing of the Contract. The Contract will only come into force once the Seller has received from the Customer all required information and performed all necessary verifications pursuant to the Regulatory Rules and to the "Know your Customer" policy of the Seller.

During Contract execution, failure by the Customer to comply with the Regulatory Rules and /or failure to timely provide all necessary information and/or cooperate with the Seller shall entitle the Seller to terminate the Contract forthwith without any prior notice and liability whatsoever.

4.2 Export and Import licences - authorizations

All Products, including but not limited to item(s)/commodity(ies) (goods/hardware, software and technology(ies)) and/or Services may be subject to export laws and regulations as well as national, foreign and international regulations, and the Parties acknowledge that violations to such laws and regulations are prohibited.

The Seller will perform all necessary and appropriate procedures for requesting any official authorizations (such as export licences) needed for the performance of the

Contract. The Customer agrees to provide reasonable assistance or any documentation or certificate requested by the Seller to obtain the necessary authorizations and/or to ensure compliance with the applicable laws and regulations. The Seller shall not be held liable if the authorizations are not granted or are granted with delay or if an authorization that has been granted is revoked or not renewed. Such event shall be considered as a force majeure event as defined in article 13.1.

The Customer shall obtain in due time any import licence/authorization required in its country for the Products and/or Services covered in the Contract and shall provide in due time the Seller upon its request with an end-user certificate duly signed by an empowered representative or, when necessary, its national authorities. The Seller agrees to provide, upon Customer's written request, reasonable assistance and any documentation for obtaining the import licences and/or to ensure compliance with the applicable laws and regulations.

Export licences/authorizations are provided for a specific end-use/enduser and/or with specific provisions and/or conditions. The Customer undertakes to abide by the content of governmental licences/authorizations and to warrant and represent certificates signed in the context of application procedures. Any change in the enduse/ end-user of the corresponding Products and/or Services requires the prior authorization of the government that has issued the said export licences/authorizations. Therefore, prior to any transfer of control, possession, registration, title, ownership, etc. of Products and/or Services to any third party, the Customer shall notify the Seller thereof in order to allow the Seller to assess the necessary actions to be taken and the procedures to be applied. The Customer shall then follow the instructions given by the Seller.

The Parties also agree not to re-export any technical information or technology that may be exported under the Contract without first obtaining the other Party's approval and, when necessary, approval from the relevant Governmental authorities.

4.3 Customs

Irrespective of the applicable Incoterm, if Products are exported directly to a country outside the European Union, the Seller will provide appropriate export customs documentation to the Customer or its designated freight forwarder. The Customer guarantees correct closure of the related customs procedure in due time on leaving the European Union or the country of dispatch. In case of non-compliance, the Customer shall be liable for any additional costs and charges imposed on the Seller by the national tax administration.

If the Seller transports the Products by ferry-flight, the Customer will have to provide additional documentation to the Seller to prove exportation for VAT purposes. The Seller will inform the Customer of the required documentation in due time before the delivery date.

5 - PRICES

5.1 General

Prices are stated and payable in Euros.

Helicopter prices and the prices of other Products and Services sold together with Helicopters are according to the baseline Helicopter definition in force at the date of signature of the Contract and to the specific configuration and scope detailed in the Contract.

For Products and Services sold independently of Helicopters, all invoices for Products and Services will be at the prices stated in the relevant Seller's price list in force, or in the relevant Quotation. The Seller's price lists are subject to regular updates.

Prices relate to Products and Services delivered in accordance with the Incoterms mentioned in each Specific Annex of these SCS.

5.2 Duties and taxes, VAT

Prices are exclusive of taxes, duties and/or charges resulting from administrative and legislative regulations in force in any country other than the Seller's country and of any customs and duty charges, which shall be borne by the Customer.

Prices are exclusive of VAT or sale taxes or turnover taxes or other similar taxes. If applicable, such taxes will be charged in addition.

5.3 Additional costs/ Chargeable amounts

Prices, unless otherwise stipulated in the Contract, do not include any preparation,

packing and crating charges nor any modifications carried out at Customer's request before and after delivery, expenses incurred for the inspection of Products by third parties, expenses relating to freight forwarding, carriage by sea, air or land, ferry-flight, storage and insurance costs incurred after Customer's acceptance.

For all Orders below a minimum amount of two hundred (200) Euros, the Seller reserves the right to invoice a minimum amount of two hundred (200) Euros.

6 - PAYMENTS

6.1 General

The payment obligation will be considered fulfilled at the time the due amount is irrevocably credited in full to the Seller's bank account. The Customer shall make the payment by bank transfer (swift), which, on the Seller's request, may be secured by a stand-by letter of credit or a Documentary Credit.

Any down payments are non-refundable, as they are necessary to partially cover the production, procurement, financial, administrative and other costs. In the event of payment by Documentary Credit, the Customer shall at the time of the initial down payment and/or Purchase Order, open at its own expense, a Documentary Credit in favour of the Seller for the Contract price, reduced by the initial down-payment, if any. The Documentary Credit shall permit partial deliveries and shall be valid for the total specified period of delivery or performance plus three (3) months covering the time required for preparing the necessary documents and for performing the payment. Should the Documentary Credit expire before full delivery is completed, the Customer shall in due time extend, at its expense, the Documentary Credit without any need for action in this respect on the part of the Seller. The Documentary Credit shall be payable at sight in favour of the Seller as deliveries are made upon presentation of the following documents by the Seller to the bank:

- In case of Helicopter sale :

- Commercial invoice in triplicate,
- Statement of conformity or Certificate of Conformity for Helicopters and optional equipment installed therein,
- Authorized release certificate (EASA Form 1) for packed optional equipment and Spare Parts and
- Certificate of Conformity for miscellaneous parts and tools which are not subject to installation on Helicopter.

- In case of Products and Services sold independently of a Helicopter sale

- Commercial invoice in duplicate, and
- Any document specified by the Seller and mentioned under the Contract.

As well, the stand-by letter of credit shall be opened at Customer's expense and payable upon presentation by the Seller on first demand to the bank of the here-above described documents.

6.2 Payment terms

6.2.1 Sale of Helicopters and associated Services

The Customer shall make the following payments:

- An initial down payment of thirty (30) per cent of the contractual amount no later than fifteen (15) calendar days after the signature of the Contract,

- An intermediate down payment of

- Twenty (20) per cent of the contractual amount, six (6) months prior to delivery for H125, H130, H135 and H145 Helicopters, or
- Thirty (30) per cent of the contractual amount, nine (9) months prior to delivery for AS365, H155, H175 and H225 Helicopters,

- The balance of the total contractual amount at the time of the acceptance of the Products and Services and prior to delivery.

In case of sale of pre-owned helicopter(s), the Customer shall make the following payments:

- An initial down payment of thirty (30) per cent of the contractual amount no later than fifteen (15) calendar days after the signature of the Contract,

- The balance of the total contractual amount at the time of the acceptance of the

Products and prior to delivery.

6.2.2 Products and Services sold independently of a Helicopter sale

For any Order, the Customer shall make the following payments:

- Upon Contract signature, a thirty (30) per cent down payment of the total amount of the Contract shall be paid by the Customer no later than fifteen (15) calendar days following the date of invoice;

- Upon delivery of the Products / performance of the Services, the balance of the invoiced amount of the delivered Products or Items / performed Services shall be paid by the Customer no later than thirty (30) calendar days following the date of invoice.

Nevertheless, for Spare Part Orders not exceeding two hundred thousand (200,000) Euros and for R&O Service Orders not exceeding fifty thousand (50,000) Euros, full payment shall be made upon delivery no later than thirty (30) calendar days following the date of invoice.

Payment terms for Services such as, but not limited to, SaaS or Helicopter maintenance, repair, overhaul, upgrade, retrofit or inspection, are specific and defined in the relevant Specific Annex.

Without prejudice to article 6.3, should the Customer be in a situation of past due balance exceedance towards the Seller, the Seller is entitled, without prior notice, to

- alter the terms of payment and request cash in advance payment for any Order and/or

- postpone any Product delivery or Service performance ordered by the Customer to the Seller in any agreement without any liability whatsoever to the Seller; the Seller may charge the Customer for any additional costs and/or expenses incurred as a result of such postponement, such as but not limited to storage, maintenance, loss of training slot.

Unless otherwise agreed, no discount shall be granted by the Seller to the Customer in case of early payment.

6.3 Penalties for late payment

Payment shall under no circumstances be postponed or apportioned for any reason whatsoever. Consequently, in case of late payment, the Customer shall pay to the Seller interest on the unpaid amount at the rate calculated on the basis of ten (10) percentage points per annum computed on the basis of 365 days/year and the actual number of days elapsed since the due date until the actual date of payment without any need for a formal demand or any prior notice.

Without prejudice to the above, should the Customer fail to pay or in the event of a delay in payment, the Seller will be entitled to extend the schedule for an equivalent time period and/or suspend performance of the Contract and/or in all cases, definitively retain the amount of any payments already made by the Customer. The retention of any such payment shall not preclude the Seller from seeking compensation from the Customer for further damages and/or costs. In the event of a delay or failure by the Customer to pay for more than two (2) months, the Seller shall be entitled to terminate the Contract for default of the Customer under the conditions defined in article 14.2.

In addition, when French law is applicable as per article 15, the Customer shall also be liable to the Seller for a fixed amount of forty (40) Euros for cost recovery fees pursuant to French code of commerce article L. 441-6. If the actual costs incurred by the Seller in recovering unpaid sums exceed forty (40) Euros, the Seller shall be entitled to ask for additional compensation upon producing evidence of such actual costs.

7 - QUALITY ASSURANCE AND AIRWORTHINESS

7.1 General

Airbus Helicopters and Airbus Helicopters Deutschland GmbH hold

- a POA issued by EASA according to Part 21/G regulation,

- a maintenance organisation approval in compliance with the EASA Part 145 regulation, as issued by its respective national civil aviation authorities, and

- a training organisation approval in compliance with the EASA Part 147 for maintenance staff and helicopter Part FCL (Flight Crew Licensing) for aircrews as issued by its respective national civil aviation authorities.

The privileges of an approved production organization include the issuance of airworthiness documents.

The Seller holds a CAMO approval certificate issued by its national civil aviation authority in compliance with EASA Part M/ Subpart G.

The official recognition that Products and repaired / overhauled / standard exchange Items have satisfied the quality assurance procedures is certified by the issuance of the following documents:

For Helicopter(s) in baseline definition and installed optional equipment:

- A Statement of Conformity or Certificate of Conformity issued by the Seller's quality organization to certify compliance with the contractual specification,
- An Aircraft Statement of Conformity (EASA Form 52) for Helicopters sold to customers of EASA member states signed by the Seller's authorized certifying staff within the above mentioned POA. The EASA Form 52 allows the issuance by the national civil aviation authority of the certificate of airworthiness for the European countries members of EASA, or
- A certificate of airworthiness for export, for Helicopters sold outside the European Union, issued by EASA upon submission by the Seller of the above mentioned original Helicopter Statement of Conformity (EASA Form 52),
- For the concerned components/equipment, a hard copy of the logcard or a digital one at the Customer's choice,
- Upon request, a certificate of non-registration issued by the national civil aviation authority.

For optional equipment delivered packed, Spare Parts and repaired / overhauled / standard exchange Items:

- Upon request, a Certificate of Conformity or other equivalent document issued by the Seller's authorized certifying staff, for standard components,
- An authorized release certificate (EASA Form 1) for other certified components or non-standard Spare Parts issued on behalf of the national civil aviation authority by the Seller or the Seller's selected workshop,
- A logcard if applicable For new parts/items: a hard copy or a digital one at the Customer's choice,

For other parts/items: if the Customer is using the paper format, in the same format as provided by the Customer, the previous customer or previous user as applicable; if the Customer is using the digital format, a digital one,

- A dual or tri release if required through a bi/tri lateral agreement between authorities (e.g. Federal Aviation Regulation (FAR) 145 / Transport Canada Civil Aviation (TCCA) 145).

For miscellaneous parts and tools which are not subject to installation on the Helicopter (if applicable):

- A Certificate of Conformity issued by the Seller.

The Customer that has its civil helicopter registered in a country under EASA regulation is responsible of any task related to the management of the continuing airworthiness of the helicopter or shall transfer this obligation by signing a contract with a CAMO in order to ensure the proper accomplishment of the airworthiness management activities in accordance with the regulations in force (Part M/ Subpart G). Upon signature of the Contract with the Seller, the Customer shall indicate who will assume the responsibility of the CAMO.

7.2 Modifications after delivery

The Seller will notify the Customer of any modifications that the competent national airworthiness agency has decided to impose on Helicopters or Spare Parts of the same type. In the event of such modifications, the Seller shall make available to the Customer, within a reasonable time, at the latter's request and expense, the equipment kits required to incorporate such modifications to the Helicopter and Spare Parts previously delivered. For this purpose, the Customer shall receive at no additional cost the technical information bulletins relating to the type of Helicopter mentioned in the Contract for as long as at least one (1) Helicopter of the type remains in service with the Customer.

8 - ACCEPTANCE AND TRANSFER OF OWNERSHIP AND RISK

8.1 Helicopter acceptance activities

8.1.1 Helicopter acceptance activities by the Seller

Prior to Customer's acceptance activities for new Helicopters, the Seller shall perform production ground and flight tests on Helicopters. Flight tests will not exceed per Helicopter:

- Twenty (20) flight hours for H125, H130, H135 and H145 or,
- Thirty (30) flight hours for AS365, H155 and H175 or,
- Fifty (50) flight hours for H225.

- Equipment and components may be delivered with up to fifty (50) hours and/or the remaining time of equipment and components may be reasonably affected by the industrial cycle. Additional hours may be flown in the event that development and installation of specific equipment is requested by the Customer. The cost of such additional hours shall be borne by the Customer. Helicopter non conformities with certified definition, which have an impact on Helicopter operation and maintenance by the Customer, shall be submitted to the Customer for approval.

Upon satisfactory completion of the Seller's acceptance activities, a Certificate of Conformity will be issued by the Seller. As from the date of issuance of this document, the Helicopters shall be deemed ready for Customer's acceptance, referred to as the "Ready for Acceptance" date.

8.1.2 Helicopter acceptance activities by the Customer

Not later than (1) month prior to the date on which a Helicopter is to be Ready for Acceptance by the Customer, the Seller will provide the Customer with a procedure describing the acceptance process (organization, schedule, documents, etc) and document(s) defining the flight tests that could be performed by the Customer (hereinafter referred to as "Acceptance Test Document(s)"). The purpose of these tests is not to re-perform certification tests. These documents shall be valid for all Helicopters of the same type.

Within one (1) week after receipt of the Ready for Acceptance notice, the Customer shall send to the Seller the information required from the Customer's representatives in order to be admitted to the Seller's premises. The Customer's inspection team shall not exceed three (3) persons.

The acceptance activities by the Customer shall not exceed, per Helicopter:

- One (1) day for H125, H130, H135 and H145, or
- Two (2) days for AS365 and H155, or
- Three (3) days for H175 and H225.

The Customer shall bear its own expenses and costs related to the Customer acceptance activities including but not limited to travel and accommodation of its representatives during this process.

During the Customer's acceptance activities, it may perform acceptance flights, the combined time of which shall not exceed per Helicopter one (1) flight hour for H125, H130, H135 and H145 Helicopters and two (2) flight hours for AS365, H155, H175 and H225 Helicopters.

Acceptance flights will follow the format and procedures described in the Acceptance Test Document(s) provided by the Seller and shall be carried out under the responsibility of a Seller's pilot acting as pilot in command.

Unless a major deviation from the specification is found during the Customer's acceptance, the Customer shall accept the Helicopters as being in conformity with the contractual specifications. The acceptance shall be acknowledged by the Customer's signature of an acceptance certificate, designated as "Acceptance Protocol" and/or "Acceptance and Transfer of Ownership Protocol". If the acceptance certificate is not signed within the above acceptance time period, and without such absence of signature being duly justified in writing explaining the precise reason of the rejection and the contractual grounds thereof, or if the Customer does not attend the acceptance procedure, the acceptance shall be deemed to have been granted by the Customer.

8.2 Acceptance of the other Products than the Helicopters and Services

A Certificate of Conformity or equivalent document is issued by the Seller for Products other than the Helicopters. With regards to Products other than Helicopters, the Customer shall check and notify any defect and/or non-conformity with the Order and/or missing associated documentation in a documented registered letter:

- within twenty one (21) calendar days as from the date the Seller has notified that the Product is ready to be collected, or

- in case of Products delivered CIP or DAP, the time frames for acceptance are the following:

- forty eight (48) hours for AOG Orders,
- fifteen (15) calendar days after delivery for Training Items and/or technical publications

and claims against the carrier shall be made within three (3) working days as from the date of receipt of the Product. After expiry of said periods, the Customer's acceptance of the Products shall be deemed given unless the Customer's refusal is duly substantiated in writing and explaining the precise reason of the refusal and the contractual grounds thereof.

For the Services, except SaaS, a certificate of completion of Services or assignment sheet shall be issued once the Service has been performed. The Customer shall sign the form certifying that the Service has been provided in accordance with the Contract. Unless the Customer's refusal is duly substantiated in writing and explains the precise reason of the refusal and the contractual grounds thereof, the Service shall be deemed accepted five (5) working days after issuance of the certificate of completion of the Services or of the assignment sheet. SaaS, including any and all of their supporting elements and content, are provided on an "as is" and "as available" basis.

8.3 Collection of Products

After the transfer of ownership, the Customer shall collect the Helicopter within two (2) weeks in case of ferry flight or within one (1) month if it is to be dismantled or conditioned for sea, air or road transport. If the Customer has requested pilot's training following the acceptance of its Helicopter, said duration shall be extended by the time required to train its pilot(s) on its Helicopter.

The Customer shall collect any optional (i.e. not installed on Helicopter) packed equipment, Spare Parts, R&O Items and/or tools:

- within four (4) weeks for Products sold together with Helicopters
- within fifteen (15) calendar days otherwise following the notification by the Seller to the Customer of its availability.

If the Customer fails to pick up its Products within the above mentioned periods of time:

- The Customer shall reimburse the Seller any expenses incurred by the Seller such as maintenance, storage, insurance, taxes and associated penalties if any, levies, etc. The foregoing does not constitute any obligation for the Seller to maintain, store or insure the Products beyond the date the Products should have been collected.

- The Seller may terminate the Contract as per article 14.2 and shall not be liable for any loss or damages incurred by the Customer as a consequence of such termination.

In the event that the Products are delivered in consigned containers, the Customer shall return said containers at its expense within fifteen (15) calendar days after they are made available to the Customer by the freight forwarder. After the expiry of this period, the Seller shall be entitled to invoice the container at its current price.

8.4 Transfer of ownership and risk

8.4.1 Helicopters

Transfer of ownership of the Product shall be subject to the prior fulfilment by the Customer of its obligations, in particular full payment of the balance of the Contract and interest, if any. Upon signature of the "Acceptance Protocol" or the "Acceptance and Transfer of Ownership Protocol" by the Seller and the Customer and upon full payment of the Contract price, the ownership of the Products is transferred from the Seller to the Customer. The Seller shall also immediately issue the bill of sale.

All risks relating to the loss of or damage to the Products shall pass to the Customer upon transfer of ownership following delivery, as per the Incoterms specified in the Specific Annex applying to the sale of new Helicopters and associated Services.

Until the transfer of risks to the Customer, the Seller shall maintain an insurance coverage whose the scope, the limits of cover and the duration are as wide as what is usually practiced in the aviation industry for the activities to be performed by the Seller.

From the transfer of ownership to the Customer,

- the Customer shall effect and maintain, at its own cost, an appropriate insurance coverage, including but not limited to a hull all risk and hull war risk insurance coverage;
- with respect to the Customer's hull all risk and hull war risk insurance coverage, the Customer shall cause the insurers of the Customer's hull insurance policies to waive all rights of subrogation against the Seller, its assignees and its directors, officers, agents and employees.

From the transfer of risks, the Customer shall bear all risks related to the Helicopter

and waive the right of any recourse of any nature whatsoever against the Seller, its assignees and its directors, officers, agents and employees to this respect.

In case of collection of the Product by the Customer as per article 8.3, the Seller shall remain liable for any damage to the Products due to the Seller's negligence, gross negligence or wilful misconduct until the collection of the Product provided that the collection is made in the timeframe defined in the two first paragraphs of article 8.3.

At Customer's request and costs, and according to the terms of the Contract, the Seller will dismantle and package the Helicopter for transportation after the transfer of ownership.

8.4.2 Products other than Helicopters

The transfer of ownership of any Products other than Helicopters shall take place:

- at the Seller's facility, at the time of their collection by the forwarding agent appointed by the Customer, or

- in case of Products delivered CIP or DAP, at the mentioned delivery place, and shall be subject to the prior performance by the Customer of its obligations in particular the full payment of the delivered Products and interest, if any.

As a result, should the Customer fail to pay according to the contractual payment terms, the Seller reserves the right to terminate the Contract through notification sent by registered letter and, if the Products are already delivered, to demand that said Products be returned.

If the laws of the country where the Products are delivered do not allow the Seller to regain ownership, the Seller shall be entitled to benefit from any other rights that such laws may confer. The Customer shall implement all measures necessary to protect the Seller's aforementioned rights. In all cases, this will not prevent the Seller from claiming any damages.

Risk of loss or damage to the Products is transferred to the Customer at the time of delivery of the Products by the Seller as determined by the agreed Incoterms® 2010.

8.5 Adherence to the delivery date

Adherence to the delivery date is conditioned upon the Customer fulfilling all of its contractual obligations.

9 - WARRANTY

9.1 General

The Seller warrants that the Products and Services provided, except the turbine engine(s), specific equipment with a STC mentioned in the Contract (if any) and MEGHAS avionics equipment, are free from defects in material and workmanship under normal use and service and that software identified in the applicable Helicopter specification substantially provides the functions set forth in the said specification or in the applicable SB.

The turbine engine(s) as well as the MEGHAS avionics equipment installed in the Helicopter and STCs equipment identified in the Purchase Order are covered by the warranty granted by the manufacturers of these items (Safran Helicopter Engines, Pratt & Whitney and Thales and the STC holder), the benefits of which the Seller hereby assigns on to the Customer who hereby acknowledges and accepts such assignment.

As soon as possible but no later than fifteen (15) calendar days after the discovery of a defect, the Customer shall furnish to the Seller, by using a warranty claim form provided by the Seller, the full details of its claim and the basis thereof. As soon as it receives the said form, the Seller will forward to the Customer a warranty claim acknowledgment and a RMA form. Within fifteen (15) calendar days following the receipt of such documents the Customer shall return the allegedly defective Parts to the Seller. If the Customer fails to return the allegedly defective Parts in due time, the Seller reserves the right to invoice the replacement Parts which have been ordered or produced for the Customer at the price stated in the relevant Seller's price list in force, or in the relevant Quotation.

The Seller will compensate reasonable transportation costs outbound from the Customer premises to the Seller's premises for the repairable Parts for which the benefit of the warranty has been granted by the Seller. The Customer shall send the invoice to the

Seller by the end of each quarter and in any case not later than three (3) months after the acceptance by the Seller of the warranty claim. Corresponding credit notification will be issued on a quarterly basis by the Seller and shall be applicable to Spare Parts and/or R&O invoice(s). Insurance, customs expenses and other charges as well as the expenses incurred by the Customer for the removal, re-installation, calibration and troubleshooting operations with respect to such Parts shall be borne by the Customer.

However, during the first year of the warranty of a new civil Helicopter (except H215 one), for each valid warranty claim, the Seller will compensate in kind the Customer for reasonable labour charges related to warranty issues on the basis of removal and re-installation of the concerned Part(s) (troubleshooting excluded). These labour charges flat rates in force are defined by the Seller per category and are available to the Customer on request. Such compensation shall be cumulated on a monthly basis under the form of a credit which shall be valid for one (1) year and shall be used by the Customers for paying ordered Spare Parts. If applicable, the Customer hereby authorizes the Seller to grant the credit to the company who manages and performs the warranty claim on its behalf for the final benefit of the said Customer.

Said credit(s) shall not apply in case of Customer's default, such as, but not limited to, late payment and payment failure. For Parts for which the benefit of the warranty has been granted by the Seller, the return transportation costs to the Customer premises shall be borne by the Seller.

The warranty exclusions are as follows:

- Parts and any associated costs incurred for scheduled maintenance, or
- if the Customer has failed to notify the Seller of its warranty claim within two (2) weeks from the failure occurrence date, or
- if the supply and/or any part thereof is stored, freighted, operated, maintained, installed, repaired or overhauled otherwise than in accordance with the manuals, documentation and instructions delivered by the Seller, or
- in the event that maintenance activities have not been properly entered in the appropriate logbook (or in case of failure to produce the logbook to the Seller if so requested), or
- if the defective Product or any part thereof has been repaired or altered otherwise than as instructed by the Seller or its subcontractors/suppliers, or
- if the Product or any part thereof has suffered an accident, or
- in the event of a defect that is the result of normal wear and tear, or
- if the Product has not been delivered by the Seller, or
- if such Product or any part thereof is not properly stored and protected in accordance with instructions delivered by the Seller, or
- if the defect is partly or wholly caused by a defective item not provided by the Seller, or
- if the software or the host media is exposed to any computer virus or to any conditions in excess of those published in the applicable manuals, documentation and instructions delivered by the Seller, as well as any alteration and/or modification not validated by the Seller, having an impact on the software, or
- normal wear and tear of item(s) such as, but not limited to, seals, tires, inner tubes, bulbs, packings and similar consumables parts. The warranty is granted to the Customer personally.

As a consequence, should the Customer sell a Helicopter during the warranty period, it undertakes to notify the Seller of the new owner's name at the time of the transfer of title. Notwithstanding, any request for warranty transfer to any third party within the six (6) months following the Helicopter's delivery is subject to the prior written consent of the Seller. Should the Customer want the warranty to be managed by a third party, it shall then provide the Seller with a power of attorney authorizing the said third party to act on its behalf. The warranty constitutes the Seller's sole liability in case of breach of the warranty obligation, and is exclusive and in lieu of any other warranty or remedy available under the Contract or at law.

9.2 Warranty period

The Seller's obligation under the warranty is limited to the repair - or replacement at

the Seller's discretion - of the allegedly defective Products or Services that have been returned to its facility and, at the time of any repair or replacement have been recognized by the Seller after expert investigation as defective. To be eligible under this warranty, the alleged failure must have occurred within the time-limits mentioned here-after:

- For new civil Helicopter(s) (except H215 one) in baseline definition and installed optional equipment:
 - Within two thousand (2,000) flying hours or thirty six (36) months after their acceptance at the Seller's factory, whichever event occurs first.
- For Spare Part(s) and SB kit(s):
 - Within one thousand (1,000) flying hours or twelve (12) months from the time they are fitted to the Helicopters or twenty four (24) months after their delivery from the Seller's factory, whichever event occurs first.
- For tool(s):
 - Within twenty four (24) months after their delivery from the Seller's factory.
- For Training Item(s):
 - Within the twelve (12) months after their delivery from the Seller's factory.
- For repaired, overhauled and standard exchange Items, and used Part(s):
 - Within five hundred (500) flying hours or six (6) months from the time they are fitted to the Helicopters or twelve (12) months after their delivery from the Seller's site, whichever event occurs first. For repaired Item, the warranty is limited to the repair done and/or the Parts replaced.
- For tools repaired, overhauled or returned for calibration:
 - Within twelve (12) months after their delivery from the Seller's site.
- For workmanship:
 - Within five hundred (500) flying hours or six (6) months from the signature date of the acceptance certificate by both Parties, whichever event occurs first.
- Warranty periods in case of sale of pre-owned Helicopter(s) are defined in the relevant Specific Annex.

Software identified in the applicable Helicopter specification shall only be considered as non-conforming, if there are substantial deviations of the functions supported by software from the Helicopter specifications. The Seller will, at its sole discretion, remedy such non-conforming software for the considered Helicopter by providing a correction release of the software or by finding a reasonable workaround. The Customer shall supply the Seller with all necessary information and documentation in its possession, to enable the Seller to investigate and rectify such non-conforming software. The Seller warrants the software identified in the applicable Helicopter specification provided that the alleged warranty is notified by the Customer to the Seller within one hundred and eighty (180) calendar days from the date of delivery of the Helicopter to the Customer.

The warranty conditions for software embedded in the delivered Spare Parts or in the delivered repaired/overhauled/ standard exchange Item shall be the ones applicable to the software delivered with the Helicopter, as mentioned in the previous paragraph.

Any SaaS, including any and all of their supporting elements and content, are provided "as is" and "as available". The warranty period on the repaired or replaced part(s) shall be the warranty period that was remaining on the respective defective part. The part(s) removed for which the Seller supplies a replacement part(s) shall become the property of the Seller.

9-3 German legal warranty

For Contracts governed by German law, the German legal warranty (Sachmängelhaftung) supersedes the standard warranty conditions described here above for the first twelve (12) months. During this period, and provided that the German legal warranty is applicable, the Seller may elect to repair or replace the defective Products.

10 - CONFIDENTIALITY

During the performance of the Contract, the proprietary information of the Parties shall be protected as follows: the term "Proprietary Information" shall mean any information or data in whatever form (either in writing or orally, subject to the conditions set forth hereinafter, and including but not limited to any written or printed documents, samples,

models or any means of disclosing such Proprietary Information that the disclosing Party may elect to use during the life of the Contract), disclosed by either Party to the other and which is designated as proprietary to the disclosing Party by an appropriate stamp, legend or any other notice in writing, or when disclosed orally, has been identified as proprietary at the time of disclosure and has been promptly (thirty (30) calendar days at the latest) confirmed and designated in writing as Proprietary Information of the disclosing Party.

The receiving Party hereby covenants that, from the effective date of the Contract, the Proprietary Information received from the disclosing Party shall:

- a) be protected and kept in strict confidence by the receiving Party, which must use the same degree of precaution and safeguards as it uses to protect its own Proprietary Information of like importance, but in no case any less than reasonable care; and
- b) be only disclosed to and used by those persons within the receiving Party's organization who have a need to know and solely for the purpose specified in the Contract; and
- c) not be used, in whole or in part, for any purpose other than the purpose of the Contract without the prior written consent of the disclosing Party; and
- d) neither be disclosed nor caused to be disclosed, whether directly or indirectly to any third party or persons other than those mentioned in subparagraph b) above; and
- e) neither be copied nor otherwise reproduced nor duplicated, in whole or in part, where such copying, reproduction or duplication has not been specifically authorized in writing by the disclosing Party.

Any Proprietary Information and copies thereof disclosed by either Party to the other shall, subject to any third party rights, remain the property of the disclosing Party and shall be immediately returned by the receiving Party upon request.

11 - INTELLECTUAL PROPERTY

The Seller retains all rights in respect of developments, inventions, know-how, production procedures and any intellectual property rights relating to the Products and/or Services.

Nothing in the SCS shall be construed as a legal transfer of or licence to (other than specified hereafter), any patent, utility or design model, copyright, trademark, know-how or other intellectual property right. Copying and/or reproducing and/or communication and/or transmission to a third party of Seller's Products or Services or technical information or publications or training manuals, either wholly or partially, without the Seller's written express approval is strictly forbidden (except for the copying by the Customer of technical documentation provided by the Seller exclusively for the purposes of operation and maintenance of the Helicopters by the Customer).

The Seller grants the Customer a non-exclusive, non-transferable licence to use

- a SaaS for the purposes of operating and/or maintaining helicopters and/or
- the executable form of the software on the related Product, for the purposes of operating the Helicopters.

This licence does not entitle the Customer to receive free of charge updates of such software. The Customer shall not decompile, disassemble, modify, reverse assemble, reverse engineer or reduce to human readable form, the software and/or any SaaS except to the extent the foregoing restriction is, by operation of applicable law, prohibited or of no effect.

12 - LIABILITY

Notwithstanding any provision to the contrary in the Contract or elsewhere, the total and cumulated liability of the Seller under the Contract, due to any and all causes whatsoever, whether based on breach of contract or in tort or otherwise, shall in no event exceed in aggregate an amount equivalent to ten per cent (10%) of the total net Contract price.

The above limitation shall not apply in the event of gross negligence, wilful misconduct, death or bodily injury. Each Party shall be responsible for death or bodily injury arising to its own personnel, whatever the cause. The Parties therefore waive the right to any claim against the other in this respect, except if such death or bodily injury is caused by the gross negligence or wilful misconduct of the other Party.

In no event shall the Parties be liable for any indirect, consequential, incidental, special or punitive damages of any kind, including, but not limited to, damages for any loss of use or profit, loss of assets, loss resulting from business disruption, loss of goodwill or loss of contractual opportunity by the other Party.

To the extent permitted at law, the Seller's obligations and liabilities and the Customer's

rights and remedies as set forth in the Contract are exclusive and are in replacement of any and all other remedies under law or otherwise.

13 - FORCE MAJEURE AND EXCUSABLE DELAY

13.1 Force majeure

The Seller shall not be held responsible for failure to perform or delay in performing any of the contractual obligations of the Contract if such failure or delay is due to, but not limited to:

- acts of God, war, insurrection, epidemics, sabotage, labour disputes, strikes, lock-outs, shortages of labour, interruption or delays in transportation, fire, explosion, equipment or machinery breakdown, failure or delays of the Seller's sources of supply, shortage in material or energy, or
- acts, orders or priorities resulting from any government action, national or international authorities, or
- acts caused by any supplier or subcontractor of the Seller (or lower level subcontractor or supplier), or
- a bankruptcy or insolvency event concerning any supplier or subcontractor (or lower level subcontractor or supplier), or
- any other case beyond the reasonable control of the Seller.

For the avoidance of doubt, the delay or absence of payment by the Customer cannot be considered by it as a case of force majeure. In case of force majeure, the contractual delivery date shall be extended by such period of time reasonably required to remove and/or overcome the event of force majeure and its effects.

13.2 Excusable delay

Any postponement of the contractual dates due to the following causes shall not constitute a delay:

- a) BFE/CFE not delivered according to the schedule stated in the Contract or found defective and which consequently requires to be replaced by the Customer or,
- b) Changes or additions to the Contract requested by the Customer or,
- c) Any failure or omission by the Customer to perform its obligations set forth in the Contract.

Any additional costs incurred by the Seller as a result of the occurrence of one of the above events shall be invoiced by the Seller and paid by the Customer over and above the Contract Price.

14 - TERMINATION

14.1 Extraordinary termination

Each Party may immediately terminate or reduce the scope of the Contract by notice in writing to the other Party if:

- A petition is filed, a notice is given, a resolution or a court order is passed in connection with the winding up of the other Party, or
- The other Party becomes bankrupt or insolvent.

14.2 Termination for default

A Party may terminate all or part of the Contract for default of the other Party in the event that the other Party persistently fails to perform its obligations and despite the non-defaulting Party having notified by acknowledgment of receipt the defaulting Party to take adequate corrective measures and provided no such measures have been proven to have been taken within a period of two (2) months, following the above notice. The termination shall occur without any specific formality other than the above notice.

In the case of termination for default, the following shall apply:

- In case of default of the Customer:

a) the Customer shall reimburse the Seller for all costs (including but not limited to raw materials, labour, overhead, storage and financial fees) incurred by the Seller or which the Seller could not avoid incurring (including termination indemnities, if any, under the contracts between the Seller and its subcontractors or suppliers or under the second level contracts or subcontracts),

b) the Customer shall pay to the Seller a termination indemnity equal to ten per cent (10%) of the contractual price as well as an indemnity equal to the damages sustained by the Seller,

c) the Customer shall indemnify the Seller in case other remedies are available by the Customer under the Contract, than those mentioned under paragraphs a) to b) above, and

d) the Seller shall be entitled to retain any payments already made by the Customer, until an agreement is found on the above or the dispute resolution has been implemented and a decision has been taken in consequence.

- In case of default of the Seller:

a) the Seller shall be entitled to deliver the remaining non-faulty Products and render the remaining non-faulty Services, and shall be paid the corresponding price thereof,

b) the Seller shall return to the Customer all the BFE/CFE remaining in its premises, once the Products are delivered and/or the Services are rendered,

c) the Seller shall refund the Customer, the amount of the down payment which refers to the unfulfilled part of the Contract, and

d) the Customer shall possibly apply the liquidated damages, if any.

14.3 Termination for force majeure

13.1 which lasts more than six (6) consecutive months, the Parties shall meet in order to determine under which conditions they wish to pursue the Contract or if they do not reach an agreement within a one (1) month period, either Party shall be entitled to terminate the Contract, without being entitled to claim for any damages or compensation in any form whatsoever from the other.

15 - APPLICABLE LAW AND DISPUTE RESOLUTION

The Contract shall be governed by German law for the sale of Products and/or Services by Airbus Helicopters Deutschland GmbH and by French law for the sale of Products and/or Services by Airbus Helicopters. Irrespective of the applicable law, the United Nations Convention for the international sale of goods is excluded.

The Parties shall attempt to amicably settle any dispute, controversy or claim arising out of or in connection with the Contract. If two (2) months after the occurrence of such dispute, controversy or claim, the Parties have failed to reach an agreement, then the dispute, controversy or claim, depending on the contractual aggregate amount shall be settled as follows:

- A dispute will be finally settled under the rules of arbitration of the International Chamber of Commerce (ICC) by three (3) arbitrators appointed in accordance with the said rules.

- In the specific case of a dispute of which the aggregate amount does not exceed ten million (10 000 000) Euros, the Parties agree to opt for a fast track arbitration process in accordance with the ICC rules.

The place of arbitration shall be Geneva (Switzerland) and the language of the arbitration shall be English.

However, in all cases, should the Seller elect to choose a local court jurisdiction due to arbitration not being adapted to the specific nature of the dispute, in particular the need for immediate injunctive relief or to recover sums due, then such local court will be competent to settle the dispute. The Parties hereby consent and agree to be subject to the jurisdiction of the aforesaid courts and/or arbitration and, to the greatest extent permitted by the applicable law, the Parties hereby waive any right to seek to avoid the jurisdiction of the above courts on the basis of the doctrine of forum non conveniens.

Unless otherwise agreed by both Parties, the fact that any dispute has been referred to arbitration pursuant to this article shall not relieve either Party from any of its obligations

as set out in the Contract.

16 - DATA EXCHANGE

16.1 General

In order to improve the Products, their reliability and availability and the Customer services, the Seller has set up a data exchange process based on maintenance and operational data coming from the Customer's helicopters in service. The Data will notably consist of:

- Helicopter data generated by on-board recording systems,

- information system data, such as maintenance, operation, logistics and airworthiness data and

- data loaded to, transmitted by and/or stored as well as data generated by the SaaS as a result of the use of the SaaS.

For these purposes, the Customer, or its designated entity for operations and/or maintenance, hereby authorizes the Seller on a free and non-exclusively basis:

- to collect such Data.

- to use the Data to create processed data (Data which is reconciliated, enriched, qualified and selected by the Seller)

- for the Seller's and its Customer Centers' use,
- for the use of the engine manufacturer and the Seller's main suppliers bound by confidentiality obligations,
- for the Customer's use subject to a specific agreement,

Such use of the processed Data shall be for the purpose of, but not limited to, current business activities such as trend monitoring, benchmarking, data mining, performance calculation, statistical or predictive analysis, data aggregation, report issuance, studies, summaries, analyses, reports or oral discussions thereof.

The processed Data are de-identified and anonymized, not enabling to identify the Customer and/or its designated entity.

As applicable, the Customer shall cause its designated entity for operations and/or maintenance to abide by the provisions of this article 16.

16.2 Data confidentiality and intellectual property

The Parties agree that any and all Data disclosed by the Customer or its designated entity to the Seller shall be deemed confidential. Nevertheless, after achievement of the de-identification process, the outcome of analysis, studies, statistics, results performed by the Seller and based on such Data shall not be deemed confidential anymore, therefore the Seller shall be entitled to use it in the conditions defined in the foregoing paragraph.

The Seller owns all foreground intellectual property based on such Data exchange notably with regards to the processed Data, the result of any and all analysis, studies or statistics performed by the Seller.

Notwithstanding the confidentiality obligations here above, the Seller may disclose the Data

- to the Seller's officers, employees, professional advisers, insurers, agents, subcontractors and suppliers who have a need to access the Data for the performance of their work with respect to the permitted purpose and who are bound by a written agreement or professional obligation to protect the confidentiality of the Data.

- to any governmental agency or judge legally authorized to have access to the Data.

16.3 Data related liability

Notwithstanding anything to the contrary in the Contract, the Seller or its Customer Centers shall not be liable toward the Customer or its designated entity in the frame of the analysis of the Data and/or in connection with the Customer's helicopter maintenance, repair and flight operations as a result of the disclosure of confidential information by the Customer or its designated entity to the Seller or its Customer Centers or as the result of any exchange or analysis of information collected through the process.

17 - MISCELLANEOUS

These SCS along with the applicable Specific Annex(es) and Purchase Order (or Order) constitute the entire agreement between the Seller and the Customer. They supersede all previous communications and/or agreements either oral or written, between the Seller and the Customer with respect to the Products or Services.

In the event that one (1) or more of the articles provided for in these SCS is deemed invalid or unenforceable, the remaining provisions shall remain entirely valid and applicable.

English shall be the language of the Contract. Both Parties shall use English as the language to exchange, issue and deliver information, documentation and notices, and any related documents excluding those documents which might be produced by a governmental institution in the local language.

In the Contract, unless the contrary intention appears:

- headings are for the purpose of convenient reference only and do not form part of the Contract;

- where the last day of any period prescribed for the doing of an action falls on a day which is not a working day in the country of the applicable law, the action shall be done no later than the end of the next working day.

In case of any contradictions and discrepancies between the parts of the Contract, precedence shall be given in the following decreasing order:

- 1) Purchase Order, Order or Order Confirmation (as applicable)
- 2) Present SCS
- 3) Specific Annex(es)
- 4) Other Annexes and/or appendices in their order of appearance.

The provisions of the confidentiality, intellectual property, liability, applicable law and dispute resolution articles of the Contract shall survive and continue to have effect after the termination or expiry for any reason whatsoever of the Contract, and for a period of thirty (30) years thereafter.

No term or provision hereof will be considered waived by either Party, and no breach excused by either Party, unless such waiver or consent is in writing and signed by the Party against whom the waiver is asserted. No consent by either Party to, or waiver of, a breach by either Party, whether express or implied, will constitute a consent to, waiver of, or excuse of any other, different or subsequent breach by either Party.

The relationship between the Seller and the Customer is solely that of purchaser and seller. No joint venture or partnership is intended nor will any be construed from the Contract. Neither Party will have the authority to enter into contracts on behalf of or bind the other in any respect.

The Customer shall not be entitled, without the prior written consent of the Seller, to assign or transfer to a third party all or part of the rights and obligations under the Contract..

STANDARD CONDITIONS OF SALE SPECIFIC ANNEX APPLYING TO THE SALE OF SPARE PARTS

B1 - GENERAL

This Specific Annex is applicable to sale of Spare Parts, including tools, SB kits and STCs performed by the Seller to any Customer in order to maintain and/or operate Helicopters.

B2 - DELIVERY AND INCOTERMS

Unless the Contract stipulates another Incoterm, Spare Parts shall be delivered packed Free Carrier (FCA) Incoterms® 2010 at the Seller's site or logistic platform as specified in the Purchase Order.

In case of unavailability of the Spare Parts or of raw material, the Seller shall be entitled to make partial deliveries.

B3 - AOG PURCHASE ORDERS SPECIFICITIES

B3-1 Planned Purchase Orders

Purchase Orders of Spare Parts shall be considered as planned Purchased Orders if the requested delivery date is above two (2) weeks from the date of receipt by the Seller of a valid Customer's Order (Order Date), under FCA Incoterms® 2010 defined in Article B2. In case of complete or partial modification of the Order, the date of receipt shall be updated accordingly.

For each Order line of any planned and confirmed Purchased Orders, the Seller shall commit on delivery performance, except for critical part(s) as mentioned in the Order Confirmation. In case of late delivery, the Seller will grant to the Customer a credit under the conditions defined hereafter:

- If the Spare Part(s) ordered is(are) "on collection" as identified in the Seller's price list in force and is(are) delivered by the Seller after the delivery date requested by the Customer, the credit per delayed Spare Part shall depend on the timeframe between the requested delivery date and the Order Date, under FCA Incoterms® 2010 defined in Article B2, as follows:

- Timeframe of fifteen (15) calendar days up to thirty (30) calendar days: eight (8) per cent of the invoiced value of the Spare Part; the total credit per Order's line shall not exceed four thousand (4 000) euros;
- Timeframe of thirty one (31) calendar days up to sixty (60) calendar days: twelve (12) per cent of the invoiced value of the Spare Part; the total credit per Order's line shall not exceed six thousand (6 000) euros;
- Timeframe of more than sixty one (61) calendar days: sixteen (16) per cent of the invoiced value of the Spare Part; the total credit per Order's line shall not exceed eight thousand (8 000) euros.

If the Spare Part(s) ordered is(are) "on demand" as identified in the Seller's price list in force, the Seller shall propose a delivery date and commit on it in the Order Confirmation. If the Seller delivers the Spare Part(s) on demand after the said committed delivery date, the credit per delayed Spare Part shall equal to sixteen (16) per cent of the invoiced value of the Spare Part; the total credit per Order's line shall not exceed eight thousand (8 000) euros.

- The credit shall not apply in case of an event disrupting the logistic flow for reasons not attributable to the Seller.

- The eligible credits shall be cumulated from 1st of January to 31st December of year n and the related total amount will be then granted under the form of a credit which shall be valid from 1st of April until 31st December of year n+1 and shall be used by the Customers for paying ordered Spare Parts. Said credit shall not apply in case of Customer's default, such as, but not limited to, late payment and payment default.

If the Contract stipulates another Incoterm than FCA Incoterms® 2010, the conditions for allocating the credit are subject to adjustments and shall be agreed between the Parties.

B3-2 Rush Purchase Orders

The Rush Purchase Order is an Order with a requested delivery time below two (2) weeks from the date of its receipt by the Seller, the Customer not being in AOG situation.

B3-3 AOG Purchase Orders

To guarantee an efficient service to the Customer and respond quickly to any situation where the Customer's Helicopter is AOG, the Seller provides a twenty four (24) hours a day/seven (7) days a week AOG service. The AOG service is available for Orders of Spare Parts which are essential to put a Helicopter back into service or to enable it to perform its mission.

Any Spare Parts listed in the Seller's illustrated Parts catalog can be ordered by the Customer via AOG service, except main assemblies, raw materials, ingredients and hazardous materials. The AOG service is provided to the Customer at the price stated in the relevant Seller's price list in force or in the relevant Quotation plus a surcharge fee of three hundred (300) euros (excluding transportation) charged per confirmed AOG Order. A flat rate for transportation cost will be added to the price of Spare Parts.

The Customer shall also mention in writing regarding any AOG Order placed to the Seller, the following information:

- Part number/ nomenclature
- Failure description and reason of removal
- Quantity required for the specific AOG
- Ship to address

The Seller, by sending an Order Confirmation, shall confirm in writing to the Customer the price and the delivery time within twelve (12) hours after receipt of the Customer's Order.

The Spare Parts already available in the Seller's inventory upon receiving the Order from the Customer will be delivered packed Carriage Insurance Paid (CIP) Incoterms® 2010 to the nearest international airport to the Customer and within seventy two (72) hours after receipt by the Seller of the Customer's Order, depending on the delivery location.

The Customer may order in AOG the concerned Spare Parts in accordance with the quantity fitted on the Helicopter. If several line items are ordered, the Seller has the right to make partial deliveries, depending on the availability of the Spare Parts.

The Customer shall check the Spare Parts provided in AOG conditions, notify any recognisable defects in a documented registered letter within forty eight (48) hours as from the date the Spare Parts have been received by the Customer and place them at Seller's disposal.

B4 - SB kit and STC

Unless otherwise specified, the kits originated from SB or STC modification are defined on the basis of the "as-delivered" configuration (i.e. the configuration of the Helicopter at the time of transfer of title from the Seller to the original customer). It is the responsibility of the Customer to make sure that the actual configuration of the Helicopter corresponds to the pre-mod configuration of the relevant SB or STC installation instruction. Any deviation of the actual configuration that requires the amendment of the SB or the STC installation instruction shall be charged to the Customer on a time and material basis.

Unless otherwise specified, the STC is sold to the Customer with the certification(s) as listed in the catalog and specified in the offer. It is the responsibility of the Customer to make sure that such certification(s) are acceptable to its competent airworthiness authority before the installation of the kit. The Seller will provide all reasonable support to the Customer for the additional certification or validation of the existing certification(s) at the latter's sole expense on a time and material basis.

The STC holder of the Product shall retain full responsibility for the type design definition its own Product (configuration, definition, necessary changes and continuing airworthiness). The Seller does not warrant the compatibility of the STC with future mandatory or non-mandatory modifications.

Contacts

For more information, please contact:

marketing-services.helicopters@airbus.com

Quotations and sales

support.trading.ah@airbus.com

AIRBUS

Airbus

Aéroport International Marseille Provence

13725 Marignane Cedex - France

©Airbus 2021 - All rights reserved. Airbus, its logo and product names are registered trademarks.

Airbus Helicopters reserves the right to make configuration and data changes at any time without notice. The facts and figures contained in this document and expressed in good faith do not constitute any offer or contract with Airbus Helicopters.

Concept design by Kaiman

Photos by DR - © Airbus Helicopters

Printed in France

Printed on PEFC certified paper originating from sustainable forests.

Tools & Ground Support Equipment 2021