

**AIRBUS**

HELICOPTERS  
Service

# Tools & Ground Support Equipment Ecureuil family

January 2021





# Introduction

Dear Customers,

With the aim of continuously improving its services, Airbus Helicopters is pleased to present you its new Tools & Ground Support Equipment commercial catalog.

This catalog intends to illustrate the suite of specific Tools and Ground Support Equipment for O and I maintenance levels and the associated services that Airbus Helicopters offers to support your fleet operations. To facilitate its use, this document has been customized per Helicopter family.

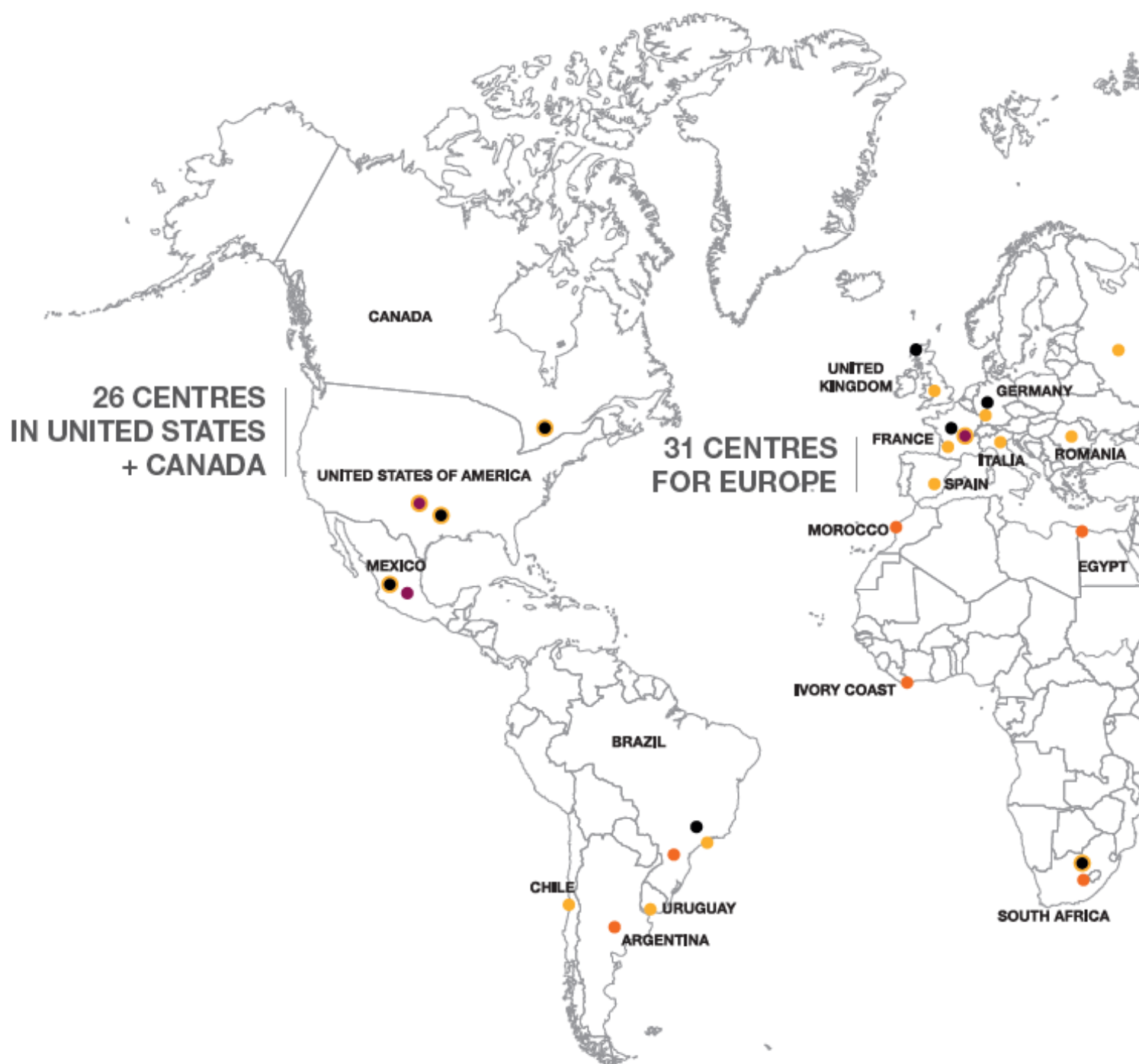
It is structured to assist the search of a Tool or Ground Support Equipment (GSE): either by ATA classification or by Tool Family. We trust this catalog will efficiently support you in your daily maintenance operations and planning.

Should you need any further information, please contact your Sales Manager.



Thank you for your continued confidence in our services.  
Airbus Helicopters

# WHEREVER YOU OPERATE... WE SUPPORT YOU





**OUR GLOBAL NETWORK SPANS MORE THAN 150 COUNTRIES  
WITH AN EXTENSIVE APPROVED MAINTENANCE NETWORK  
LOCATED IN CLOSE PROXIMITY TO CUSTOMER FACILITIES:**

- 30 customer centres and affiliated sites.
- 90 service centres.
- 10 logistics hubs and local inventories,  
as well as multiple local stock warehouses.
- 4 technical support hubs.



Find your service centre  
with our Heli Presence App  
on your mobile devices or  
through our Airbus Helicopters  
web site <https://www.airbus.com/helicopters/services/global-network-map.html>

# User Guide

In order to get the most out of this catalog, you can locate a tool or Ground Support Equipment by ATA chapter or by tool family.

First by ATA chapter...



ATA

REFERENCE

DESIGNATION

PAGE

...Or by tool family

## Our tool families

	Towing, mooring and immobilization tools
	Protections and covers, blanking for maintenance
	Portable cranes, slings, jacks and accessories
	Stands, platforms, jigs and trolleys
	Infrastructure
	Containers and Cases
	Safety and security equipment
	Extractors, guides and calibrated wrenches
	Testing, measurement and maintenance tools, benches
	Services and maintenance benches
	IT Devices
	Miscellaneous



Please note that depending on the catalog version, all the tool families may not be necessarily applicable.

# How to read the product page

Back to table of contents

Portable cranes, slings, jacks and accessories  
H175

## Hoisting and Jack Accessories

DESCRIPTION

Accessories considering the maintenance kit for lifting activities.

REFERENCE	ITEMS	QTY	UNIT	WGT	SIZE	TYPE	APPLICABILITY
MET15000422 Lifting Block	Consists of 10 lifting blocks Lifting blocks	10	PC	4 kg	100x100x100 mm	PC	EC
TJ00100000 Hydraulic Jack	Hydraulic jack 1000 kg Hydraulic jack 1000 kg	1	PC	30 kg	100x100x100 mm	PC	EC
TJ00100000 Jacking Pad	4 jacking pads 1000 kg Jacking pads 1000 kg	4	PC	10 kg	100x100x100 mm	PC	EC
M00100000 Hoisting Kit	Hoisting kit 1000 kg Hoisting kit 1000 kg	1	PC	10 kg	100x100x100 mm	PC	EC
M00100000 Hoisting Kit	Hoisting kit 1000 kg Hoisting kit 1000 kg	1	PC	10 kg	100x100x100 mm	PC	EC
M00100000 Hoisting Kit	Hoisting kit 1000 kg Hoisting kit 1000 kg	1	PC	10 kg	100x100x100 mm	PC	EC

Flexible Blanking

Reference

## Important note

This document is a commercial catalog and cannot substitute the Aircraft Technical Data. As an example, the Aircraft applicability is given for indication only. It is the responsibility of the user of this catalog to check which Tools or Ground Support Equipment are compatible with the operated Aircraft (prerequisites, airworthiness requirements...).

The pictures displayed in this catalog are not contractual.

Airbus Helicopters reserves the right to make configuration and data changes at any time without prior notice. The data and figures contained in this document are expressed in good faith and do not constitute any offer or contract with Airbus Helicopters.

For any information, please contact your Sales Manager or send an email to Airbus Helicopters Marketing department:

[marketing-services.helicopters@airbus.com](mailto:marketing-services.helicopters@airbus.com)

# Table of contents

## TOOLS & GSE by ATA

9

## TOOLS & GSE description

### Towing, mooring and immobilization tools

Tow bars	27
Twin wheels	28
Mooring rings	29
Blade folding and Immobilization tools	30
Blade poles	31
Wheel chocks	32

### Protections and covers, blanking for maintenance

Helicopter/Fuselage covers	35
Fenestron/Window/Cabin covers	36
Blade covers (aft/fwd)	38
Air blanking	39
Blade caps	41
Pitot and static blanking	42
Flexible blanking	43
Rigid blanking	44
Metallic blanking	46

### Portable cranes, slings, jacks and accessories

Portable cranes	49
Blade slings	50
Hoisting	51
Cable/Strap hoisting	54
Jacks	55
Hoisting and Jack accessories	56

### Stands, platforms, jigs and trolleys

Servicing platforms	59
Servicing trolleys	60
Support and Servicing assy	61
Stands and Jigs for transport	63
Access ramps	66

### Infrastructure

Mobile shelters	69
-----------------	----

### Containers and Cases

Wooden cases for blade	71
Cases for Main/Tail Rotor Head/Main/Tail Gear Box	73
Containers for blade	74
Containers for Main/Tail Rotor Head/Main/Tail Gear Box	75

### Extractors, guides and calibrated wrenches

Simple extracting or installing tools	77
Complex/Calibrated extracting or installing tools	85

### Testing, measurement and maintenance tools, benches

Connectors, cables, electrical and IT adaptors	89
Cutoff boxes	90
Electrical test cases	91
Control and Measuring tools	93
Endoscopes	94
Vibrations adjustment tools	95
Accessories for vibrations adjustment tools	97
Harmonization tools	98
Accessories for harmonization tools	100
Alignment and Levelling tools	101
Software loading benches	102
Fluids test cases (hydraulic, cooling, fuel, etc)	103
Fluids test accessories	105
Flight Control adjustment	106
Miscellaneous complex/calibrated mechanical tools	107
Miscellaneous/simple mechanical tools	109
Engine test sets	111

### Services and maintenance benches

Ground Power Units and starters, battery chargers	113
Hydraulic benches, air cooling and accessories	114
Engine rinsing benches	116
Simple or standard pumps	117

### IT Devices

Software	119
Mission preparation stations	120

### Miscellaneous

Electrical toolbox or kits	123
----------------------------	-----



Standard handtools or miscellaneous	124
Specific handtools or miscellaneous	126
Other miscellaneous	128

TOOLS & GSE Services 133

---

Standard Conditions  
of Sale 137

---



# TOOLS & GSE

---

by ATA



ATA	REFERENCE	DESIGNATION	PAGE
00-10	<a href="#">703A96000002</a>	Documents Bag	128
00-20	<a href="#">350A97230000</a>	Milled Riveting d4.2 Crick Standard	108
00-40	<a href="#">703A94000300</a>	Electronic Inclinator	93
05-00	<a href="#">703A95550000</a>	Fuel Tank Draining Pipe	105
05-00	<a href="#">355A93324000</a>	Nut Retainer Stalock m50 Extractor	80
07-00	<a href="#">350A91411000</a>	Boarding Skid Stands Set	64
07-00	<a href="#">350A91238300</a>	Tail Boom Horizontal Support	64
07-10	<a href="#">703A91031500</a>	Telescopic Hydraulic Jack	55
07-30	<a href="#">350A91000601</a>	Cargo Sling	51
07-30	<a href="#">355A91214001</a>	Fuselage Sling	52
07-30	<a href="#">521M50</a>	Hoisting Chain	53
07-30	<a href="#">703A91021206</a>	Hoisting Device	52
07-30	<a href="#">350A91000501</a>	Hoisting Ring	56
07-30	<a href="#">703A91021804</a>	Hoisting Tackle Jockey	52
07-30	<a href="#">350A91238200</a>	Tail Boom Reversal Hoisting Beam	52
07-40	<a href="#">355A91305500</a>	Viewfinder Support Beam Kit	52
07-50	<a href="#">350A91210002</a>	Fuselage Sling	52
07-50	<a href="#">332A91410003</a>	Main Landing Gear Twin Wheel	28
07-50	<a href="#">703A91024720</a>	Polyester Flat Strap	54
07-50	<a href="#">X075P6201101</a>	Tail boom support	64
07-50	<a href="#">703A91070501</a>	Transall Access Ramp	66
08-30	<a href="#">D10890D</a>	Anti-Stress Plate	55
09-10	<a href="#">355A91006000</a>	Specific Towing Bar	27
09-10	<a href="#">350A91001801</a>	Towing Bar	27
09-10	<a href="#">350A91009800</a>	Towing Device	27
09-10	<a href="#">355a91004700</a>	Twin Wheel Adaptor	28
09-20	<a href="#">355A91004502</a>	Hydraulic Twin Wheel	28
10-00	<a href="#">AB SH-1310</a>	AERO-BULLE	69
10-00	<a href="#">350A92111508</a>	Blades Foldable Device	30





ATA	REFERENCE	DESIGNATION	PAGE
10-00	<a href="#">355A92115004</a>	Folding Blades Device	30
10-00	<a href="#">350A92548000</a>	Main Gear Box Air Inlet Blanking Cap	36
10-00	<a href="#">703A92031000</a>	Mooring Rings	29
10-00	<a href="#">703A92001002</a>	Storage Bag	130
10-00	<a href="#">703A92001003</a>	Storage Bag	129
10-00	<a href="#">703A91042500</a>	Wheel Chock	32
10-10	<a href="#">2072D</a>	Accessories bag	128
10-10	<a href="#">1355C</a>	Document bag	128
10-10	<a href="#">350A92238000</a>	Fenestron Cover	36
10-10	<a href="#">5595B</a>	Pilot case	128
10-20	<a href="#">350A92584000</a>	Heater Air Inlet Cover	40
12-00	<a href="#">S00-604</a>	Accelerotester Kit	95
12-00	<a href="#">355A92584200</a>	Anti-sand Filter Blanking Cap	35
12-00	<a href="#">350A96540500</a>	Bleed Valve Blanking Caps	45
12-00	<a href="#">8818107121</a>	Helitow Viewfinder Support Beam	51
12-00	<a href="#">703A97670201</a>	Temperature Calibration	111
12-00	<a href="#">355A92585500</a>	Turboshaft Powerplant Cowling Cover	43
12-00	<a href="#">8819708000</a>	Turboshaft Powerplant Rinsing Bench	116
14-00	<a href="#">703A91070001</a>	Launching Ramp	66
14-00	<a href="#">703A91070100</a>	Ramp Extension Chock	66
18-00	<a href="#">350a94210101</a>	Absorber Steady Control Kit	97
18-00	<a href="#">350A94210120</a>	Absorber Steady Control Software Kit	119
18-00	<a href="#">S00-624</a>	Accelerotester and Calibration Kit	95
18-00	<a href="#">ATV-2000</a>	Cabin Anti-vibrator Device	95
18-00	<a href="#">703a94320001</a>	Steady Control	95
18-00	<a href="#">703a94320011</a>	Steady Control 1/2	95
18-00	<a href="#">355A94320100</a>	Steady Control Kit	97
18-00	<a href="#">350A94320120</a>	Steady Rotor Software Kit	119
18-00	<a href="#">355A94320120</a>	Steady Rotor Software Kit	119



ATA	REFERENCE	DESIGNATION	PAGE
18-00	<a href="#">350A94328020</a>	Steady Rotor Software Kit	119
18-10	<a href="#">355A94542000</a>	Accelerometer Support	110
18-10	<a href="#">350A94328001</a>	Steady Control Kit	95
18-10	<a href="#">CEL2151900</a>	Vibrex Filtering Box	96
21-00	<a href="#">350A95728500</a>	Air Conditioning Circuit Plug Suitcase	40
21-00	<a href="#">350A92720000</a>	Air conditioning Outlet Blanking Cap	35
21-00	<a href="#">355A93325520</a>	Air Conditioning Plug Nut Wrench	125
21-00	<a href="#">355A93325800</a>	Air Conditioning Seal Holder Exchange	85
21-00	<a href="#">350A93720002</a>	Compressor Belt Exchange	78
21-10	<a href="#">350A94325000</a>	Pulleys Centre Distance Check	82
21-40	<a href="#">350A97720000</a>	Air Conditioning Circuit Failures Research	103
21-50	<a href="#">410N11</a>	Air Conditioning Filling Bench	114
21-50	<a href="#">355A92584700</a>	Fan Air Inlet Blanking Cap	40
21-90	<a href="#">350A91720000</a>	Air Conditioning Protection	47
22-10	<a href="#">CEL99-22-10-00</a>	Radio-Altitude Simulator Test Case	91
24-00	<a href="#">KA2014PSPS</a>	Portable Starter Power Supply	113
24-00	<a href="#">GB4520V04</a>	Power Supply Bench	113
24-00	<a href="#">KA2010</a>	Super Master Charger	113
24-20	<a href="#">DNIM28</a>	Charging Bench 200A	113
24-30	<a href="#">703A97000105</a>	Ground Test Suitcase	91
24-30	<a href="#">703A94620700</a>	Group Power Unit	113
24-30	<a href="#">350A97000500</a>	Harness Adaptor	89
24-40	<a href="#">C2205KG7A5</a>	Electrical Converter 110/220V	89
25-00	<a href="#">355A93044000</a>	Operculum Exchange	79
25-00	<a href="#">703A97674101</a>	Vision 1000 User Kit	102
25-60	<a href="#">703A97670600</a>	Hoist Squib Cable Test	89
25-70	<a href="#">500210-000003</a>	Appareo Flight Data Analyzer	119
26-00	<a href="#">703A97670801</a>	Fire Cartridge Squib Adaptor	91
27-00	<a href="#">350A93331100</a>	Rotating Control Plate Ring Support	110



ATA	REFERENCE	DESIGNATION	PAGE
27-00	<a href="#">350A91270000</a>	Rudder Control Protective Device	46
27-00	<a href="#">350A94338100</a>	Tail Gear Box High Pitch Adjustment	107
27-20	<a href="#">350A94338000</a>	Tail Gear Box High Pitch Adjustment	107
28-00	<a href="#">C281G5001101</a>	CO2 Neutralizing Cap	104
28-20	<a href="#">350A94520120</a>	Fuel Dummy Cartridge	105
29-00	<a href="#">350A93355001</a>	Bearing Pulley Exchange Suitcase	126
29-00	<a href="#">SD5100.00</a>	Bench union assy	114
29-00	<a href="#">703A95052001</a>	Draining Pipe	105
29-00	<a href="#">703A94750801</a>	Engine Hydraulic Bench	114
29-00	<a href="#">703A94750802</a>	Engine Hydraulic Bench	115
29-00	<a href="#">703A94750803</a>	Engine Hydraulic Bench	115
29-00	<a href="#">703A94750804</a>	Engine Hydraulic Bench	114
29-00	<a href="#">703A94750901</a>	Engine Hydraulic Bench	114
29-00	<a href="#">703A94750902</a>	Engine Hydraulic Bench	114
29-00	<a href="#">350A93355100</a>	Equipped Pulley Exchange Suitcase	103
29-00	<a href="#">355A95750000</a>	Hydraulic Accessories Kit	103
29-00	<a href="#">32539001</a>	Hydraulic Air Accessories Suitcase	103
29-00	<a href="#">350A93350000</a>	Hydraulic Pump Pulley Bearing Exchange	77
29-00	<a href="#">350A93350120</a>	Hydraulic Pump Pulley Extractor	78
29-00	<a href="#">355A94751000</a>	Pressure Pick-off Caps	103
29-00	<a href="#">350A96321000</a>	Pump Module Blanking Caps	44
29-00	<a href="#">703A94751000</a>	Thermic Hydraulic Bench	114
30-20	<a href="#">350A92548100</a>	Engine Air Intake Cover	39
31-30	<a href="#">X313P7001101</a>	Kit CVFDR L3COM LDR	90
32-10	<a href="#">350A91003502</a>	Aerotransport Dummy Gear	63
32-10	<a href="#">350A91003504</a>	Aerotransport Dummy Gear	63
32-10	<a href="#">350A91410000</a>	Boarding Skid Stand	63
32-10	<a href="#">350A91410001</a>	Boarding Skid Stand	63
32-10	<a href="#">350A91003804</a>	Fuselage Support	64



ATA	REFERENCE	DESIGNATION	PAGE
32-10	<a href="#">350A91003805</a>	Fuselage Support	64
32-10	<a href="#">350A91008003</a>	Fuselage Support	63
32-10	<a href="#">350A91002501</a>	Towing Bar	27
34-00	<a href="#">On Request</a>	SIRINA Mission Preparation Station	120
34-00	<a href="#">703A92020504</a>	Static Port Blanking Cap	42
34-00	<a href="#">703A92020100</a>	Total Static Port Blanking Cap	42
34-10	<a href="#">703A92021000</a>	Temperature Probe Blanking Cap	42
34-11	<a href="#">703A97721000</a>	Anemobarometric Circuits Test Additional Tools	105
34-11	<a href="#">DPI610-2361</a>	Portable Aircraft Leak Tester for pitot probe	91
34-20	<a href="#">FM84-67-10-00</a>	Trim Actuator Test Suitcase	91
45-00	<a href="#">703A97672906</a>	Vehicle and Engine Multi-function Display Unloading Tool	102
53-00	<a href="#">355A92586100</a>	Anti-sand Filter Cover	39
53-00	<a href="#">350A92540101</a>	Arriel Air Intake Cover	39
53-00	<a href="#">350A92541100</a>	Arriel Tuyere Cover	40
53-00	<a href="#">350A92001600</a>	Cabin Cover	36
53-00	<a href="#">350A92001601</a>	Cabin Cover	36
53-00	<a href="#">350A92001004</a>	Canopy Cover	36
53-00	<a href="#">350A92001005</a>	Canopy Cover	36
53-00	<a href="#">350A92001701</a>	Canopy/Helitow 2 Cover	36
53-00	<a href="#">350A92210000</a>	Fuselage Cover	35
53-00	<a href="#">355A92214000</a>	Fuselage Cover	35
53-00	<a href="#">350A92540500</a>	LTS101 Air Intake Cover	39
53-30	<a href="#">350A91728000</a>	Air Conditioning Support	109
53-30	<a href="#">703A91024601</a>	Hoisting Beam	51
53-30	<a href="#">703A95030000</a>	Servicing Platform	59
53-50	<a href="#">350A91230503</a>	2 Tail Booms Support	64
53-50	<a href="#">350A92728000</a>	Air Conditioning Air Outlet Blanking Cap	39
53-50	<a href="#">355A91534002</a>	Oil Heater Support	109
53-50	<a href="#">703A93021620</a>	Short Centering Shell	82





ATA	REFERENCE	DESIGNATION	PAGE
53-50	<a href="#">350A98000100</a>	Stabilizer Wrench	125
53-50	<a href="#">350A91238002</a>	Tail Boom Sling	54
53-50	<a href="#">X535P1102101</a>	Tail boom sling	52
53-50	<a href="#">350A91230102</a>	Tail Boom Support	61
53-50	<a href="#">350A91238101</a>	Tail Boom Support	64
53-50	<a href="#">350A0Y8001</a>	Tailplane Fixation Tool	127
55-00	<a href="#">703A92820200</a>	Horizontal Stabilizer Protective Cover	43
62-00	<a href="#">703A96110000</a>	3 Main Blades Container	74
62-00	<a href="#">8814401000</a>	Arriel Case	73
62-00	<a href="#">69000402600</a>	Blade Protection	129
62-10	<a href="#">350A96111300</a>	1 Blade Metallic Container	74
62-10	<a href="#">350A96112000</a>	1 Blade Wooden Case	71
62-10	<a href="#">350A96112200</a>	1 Blade Wooden Case	71
62-10	<a href="#">355A96116000</a>	1 Main Blade Wooden Container	74
62-10	<a href="#">350A91110001</a>	3 Blades Aerotransport Case	71
62-10	<a href="#">350A96112100</a>	3 Blades Wooden Case	72
62-10	<a href="#">355A91114001</a>	3 Blades Wooden Case	71
62-10	<a href="#">350A96112300</a>	3 Main Blades Wooden Case	71
62-10	<a href="#">355A96116100</a>	3 Main Blades Container	74
62-10	<a href="#">350A91111001</a>	Blades Exchange Pole	55
62-10	<a href="#">350A92112003</a>	Blades Foldable Device (Navy Type)	30
62-10	<a href="#">355A91115001</a>	Blades Sling	50
62-10	<a href="#">703A94000500</a>	Blades Tracking Flag	31
62-10	<a href="#">69-00-04-027-01</a>	Bonding Tabs Tool	129
62-10	<a href="#">81451-365A-11-0050-04</a>	Dummy Sleeve	109
62-10	<a href="#">97300-341A-11-0040-00</a>	Handling Trolley	60
62-10	<a href="#">93100-04-109-01</a>	Heater Carpet	123
62-10	<a href="#">355A92114500</a>	Heavy Weather Blade Cap	41
62-10	<a href="#">355A91304006</a>	Hoisting Beam	49



ATA	REFERENCE	DESIGNATION	PAGE
62-10	<a href="#">350A92113000</a>	Hoods Pole	31
62-10	<a href="#">350A92110502</a>	Main Blades Hoods	41
62-10	<a href="#">355A92114002</a>	Main Blades Hoods	30
62-10	<a href="#">703A94113001</a>	Main Rotor Blades Trim Tab	109
62-10	<a href="#">69-01-3130S-11-10-035-00</a>	Metallic Spatula	128
62-10	<a href="#">92900-04-902-01</a>	Regulator	123
62-10	<a href="#">90-001-355A-11-0030-00</a>	Silk Screen	129
62-10	<a href="#">90-002-355A-11-0030-00</a>	Silk Screen	129
62-10	<a href="#">9002-355A-11-0020-00</a>	Silk Screen	130
62-10	<a href="#">9003-355A-11-0020-00</a>	Silk Screen	128
62-10	<a href="#">90-104-355A-11-0020-07</a>	Silk Screen	128
62-10	<a href="#">90-02-3130S-11-10-000-80</a>	Silk Screen	129
62-10	<a href="#">90-03-321A-11-0020-00</a>	Silk Screen	129
62-10	<a href="#">27-02-330A-11-1530-21</a>	Spatule plate	125
62-10	<a href="#">350A91110501</a>	Tabs Protecting Device	109
62-10	<a href="#">95-02-3160S-11-10000</a>	Trestle	61
62-10	<a href="#">85-00-04-206-02</a>	Vacuum Pump for composite	117
62-20	<a href="#">355A93324200</a>	Flange Rotor Brake Extractor	80
62-20	<a href="#">350A97270000</a>	Flight Idle Adjustable Stop	107
62-20	<a href="#">350A92001500</a>	Fuselage/Cable cutter Cover	36
62-20	<a href="#">350A91300005</a>	Hoist Arm	51
62-20	<a href="#">350A91321001</a>	Hoisting Beam	51
62-20	<a href="#">355A93314000</a>	Hub Ball joint Extractor	80
62-20	<a href="#">355A92314000</a>	Main Rotor Hub Cover	35
62-20	<a href="#">355A92314001</a>	Main Rotor Hub Cover	43
62-20	<a href="#">350A93311000</a>	Main Rotor Hub Tensioning	127
62-20	<a href="#">350A96310000</a>	Main Rotor Hub Wooden Case	75
62-20	<a href="#">350A91310002</a>	Mast and Main Rotor Hub Stand	61
62-20	<a href="#">350A93372500</a>	Mast Flange Exchange	85



ATA	REFERENCE	DESIGNATION	PAGE
62-20	<a href="#">350A96371500</a>	Mast Wooden Case	71
62-20	<a href="#">350A93370001</a>	Mast/Casing Extractor	85
62-20	<a href="#">355A91324101</a>	Multi-purpose Sling	51
62-20	<a href="#">350A96370501</a>	Rod Support Blanking Caps	46
62-20	<a href="#">350A96370502</a>	Rod Support Blanking Caps	46
62-20	<a href="#">350A96370503</a>	Rod Support Blanking Caps	46
62-20	<a href="#">350A96370320</a>	Rotor Mast Blanking Caps	46
62-20	<a href="#">350A96370001</a>	Rotor Mast Stand	62
62-20	<a href="#">703A91021001</a>	Specific Strop	54
62-20	<a href="#">350A91310502</a>	Starflex Sling	54
62-30	<a href="#">350A93322100</a>	Bearing/Box Exchange	78
62-30	<a href="#">350A91371003</a>	Mast Aerotransport Support	64
62-30	<a href="#">350A91371500</a>	Mast Cap	46
62-30	<a href="#">355A91374001</a>	Mast Ring	56
62-30	<a href="#">350A93371200</a>	Spin Table Bearings Dolly	78
62-30	<a href="#">365A93311101</a>	Spin Table Bearings Extractor	77
62-30	<a href="#">350A93371000</a>	Spin Table Extractor	78
62-30	<a href="#">350A93371300</a>	Stationary Star/Spin Table Dolly	78
62-30	<a href="#">350A93372201</a>	Upper Bearing Exchange	78
63-20	<a href="#">355a96324402</a>	Accessory Module Blanking Caps Set	44
63-20	<a href="#">350A91003503</a>	Aerotransport Dummy Gear	65
63-20	<a href="#">350A93322300</a>	Bearing/Box Extractor	78
63-20	<a href="#">350A93322400</a>	Bearing/Box Hafting Tool	77
63-20	<a href="#">355A93344400</a>	Bearings Fan Extractor	83
63-20	<a href="#">350A93323000</a>	Brace Extractor	79
63-20	<a href="#">350A93372320</a>	Casing Seal Hafting	77
63-20	<a href="#">C632G3018101</a>	Conical housing mast bearing tool	82
63-20	<a href="#">355a96325501</a>	Conical Reducer Blanking Cap	44
63-20	<a href="#">355a96325502</a>	Conical Reducer Blanking Cap	44



ATA	REFERENCE	DESIGNATION	PAGE
63-20	<a href="#">355A93354501</a>	Connecting Shaft Extractor	85
63-20	<a href="#">FORTAR4420</a>	Endoscope Kit	94
63-20	<a href="#">355A92584501</a>	Fan Air Inlet Blanking Cap	39
63-20	<a href="#">355A93344300</a>	Fan Axle Extractor	85
63-20	<a href="#">355A93344520</a>	Fan Bearing Hafting	81
63-20	<a href="#">350A93530000</a>	Fan Extractor	77
63-20	<a href="#">355A93344600</a>	Fan Shaft Installation	80
63-20	<a href="#">355A93325220</a>	Flange Lock Wrench	124
63-20	<a href="#">355A93325700</a>	Free Wheel Roller Support	110
63-20	<a href="#">355A93325620</a>	Free Wheel Shaft Dolly	81
63-20	<a href="#">365A92314502</a>	Frequency Adaptor Blocking Device	109
63-20	<a href="#">350A93350500</a>	Gimbal Axis Extractor	77
63-20	<a href="#">350A93321000</a>	Indicator Light Exchange Wrench	126
63-20	<a href="#">355A93325100</a>	Inlet Flange Extractor	80
63-20	<a href="#">350A96320104</a>	Main Gear Box Blanking Caps Set	44
63-20	<a href="#">355A96324004</a>	Main Gear Box Blanking Caps Set	44
63-20	<a href="#">703A95050800</a>	Main Gear Box Draining Pipe	105
63-20	<a href="#">350A93321001</a>	Main Gear Box Light Exchange Wrench	126
63-20	<a href="#">350A95321000</a>	Main Gear Box Platform	59
63-20	<a href="#">355a95324000</a>	Main Gear Box Platform	59
63-20	<a href="#">355A91324001</a>	Main Gear Box Sling	56
63-20	<a href="#">350A91320000</a>	Main Gear Box Stand	61
63-20	<a href="#">355A91324500</a>	Main Gear Box Stand	63
63-20	<a href="#">350A96321500</a>	Main Gear Box Wooden Case	73
63-20	<a href="#">703A95050500</a>	Main/Tail Gear Box Draining Pipe	105
63-20	<a href="#">X632P6021101</a>	MGB/MM Ecureuil container	75
63-20	<a href="#">350A93320600</a>	Mounting seal and ring MGB	80
63-20	<a href="#">355A93344120</a>	Nut Retainer Installation Drift	124
63-20	<a href="#">355A93324120</a>	Nut Wrench Stalock m50	124





ATA	REFERENCE	DESIGNATION	PAGE
63-20	<a href="#">350A96320501</a>	Oil Pump Blanking Caps	46
63-20	<a href="#">350A95320000</a>	Oil Sampling Tool	105
63-20	<a href="#">350A96320202</a>	Planetary Gear Blanking Caps	46
63-20	<a href="#">350A93320100</a>	Power Take-off Ring Extractor	83
63-20	<a href="#">350A93320200</a>	Power Take-off Seal Exchange	81
63-20	<a href="#">350A93320320</a>	Seal Assembly Tool	83
63-20	<a href="#">355A93325400</a>	Seal Extractor	81
63-20	<a href="#">350A93323100</a>	Seal Holder Extractor	80
63-20	<a href="#">355A93325300</a>	Seal Holder Extractor	82
63-20	<a href="#">350A93323200</a>	Seal Holder/Seal Extractor	79
63-20	<a href="#">355A93344000</a>	Stalok Nut Wrench	124
63-20	<a href="#">350A93320020</a>	Torque Spanner	125
63-23	<a href="#">350A93371400</a>	Ball Joint Adjustment Tool	107
63-23	<a href="#">FDE82-10-03</a>	NG-NR Test Case	111
63-23	<a href="#">355A97004101</a>	NR Cabling	106
63-30	<a href="#">350A93380400</a>	Bidirectional suspension Wrench m22	125
63-30	<a href="#">350A93380600</a>	Bidirectional suspension Wrench m27	127
63-30	<a href="#">350A93380221</a>	Immobilizing Fork I47	126
63-50	<a href="#">350A93320400</a>	Flange Extractor	81
64-00	<a href="#">350A93330302</a>	Hub Body Extractor	85
64-00	<a href="#">703A94001504</a>	Optical View Finder	101
64-00	<a href="#">350A93330020</a>	Tail Rotor Attachment Wrench	124
64-00	<a href="#">350A92330000</a>	Tail Rotor Cover	37
64-00	<a href="#">350A93330202</a>	Tail Rotor Lock Wrench	126
64-10	<a href="#">350A91120001</a>	Tail Blades Aerotransport Case	71
64-10	<a href="#">350A92120500</a>	Tail Blades Hoods	30
64-10	<a href="#">350A92120000</a>	Tail Blades Immobilization	30
64-10	<a href="#">I641g6002201</a>	Tail Blades Protection	38
64-10	<a href="#">350A93128000</a>	Tail Blades Ring Exchange	82



ATA	REFERENCE	DESIGNATION	PAGE
64-10	<a href="#">350A96120001</a>	Tail Blades Wooden Case	71
64-20	<a href="#">350A93331300</a>	Ball joint Exchange	81
64-20	<a href="#">703A94300000</a>	Bearing Clearance Measuring Tool	107
64-20	<a href="#">350A93332500</a>	Bearings Seal/Stationary Star Extractor	80
64-20	<a href="#">350A93332000</a>	Bearings Seal/Stationary Star Hafting	80
64-20	<a href="#">350A93332600</a>	Double Seal/Cap Extractor	79
64-20	<a href="#">350A93332200</a>	Double Seal/Cap Hafting	79
64-20	<a href="#">350A93332100</a>	Double Seal/Ring Hafting Device	83
64-20	<a href="#">350A93330900</a>	Flange Extractor	82
64-20	<a href="#">703A95020002</a>	Lubricating Pump	117
64-20	<a href="#">350A93331500</a>	Specific Screwdriver	124
64-20	<a href="#">350A93331803</a>	Spin Table/Stationary Star Extractor	81
64-20	<a href="#">350A93332400</a>	Stationary Star/ Spin Table Extractor	85
64-20	<a href="#">350A93332300</a>	Stationary Star/Spin Table Hafting	78
64-20	<a href="#">350A91338100</a>	Tail Rotor Support	62
65-10	<a href="#">350A94340004</a>	Arriel Transmission Alignment	101
65-10	<a href="#">X651P6101101</a>	Drive shaft protection	44
65-10	<a href="#">350A91340000</a>	Drive Shaft Support	64
65-10	<a href="#">350A94340002</a>	LTS-D Transmission Alignment	101
65-10	<a href="#">350A93348000</a>	Shaft Transmission Bearing Exchange	86
65-10	<a href="#">X651P3400101</a>	Shur-lok nut replacement tool	126
65-10	<a href="#">350A94348000</a>	Tail Rotor Drive Alignement	101
65-10	<a href="#">350A94341000</a>	Tail Transmission Twisting Test Tool	107
65-10	<a href="#">350A93350200</a>	TDL bearing press	85
65-10	<a href="#">350A93340500</a>	Transmission Shaft Bearing Exchange	79
65-10	<a href="#">350A93341000</a>	Transmission Shaft Bearing Hafting Shell	79
65-10	<a href="#">350A91270005</a>	Transmission Shaft Support	65
65-10	<a href="#">350A91348000</a>	Transmission Shaft Support	62
65-10	<a href="#">X651P3301101</a>	Transmission shaft supports	62



ATA	REFERENCE	DESIGNATION	PAGE
65-10	<a href="#">355A9344000</a>	Turboshaft Powerplant Transmission Alignment	101
65-20	<a href="#">X652P6205101</a>	CONTAINER TGB H125/355	75
65-20	<a href="#">350A93338400</a>	Control Rod Support	83
65-20	<a href="#">350A93338500</a>	Control Rod/Bearing Extractor	83
65-20	<a href="#">350A93338600</a>	Control Rod/Bearing Hafting Tool	83
65-20	<a href="#">350A93338100</a>	Inlet Flange Cap Hafting Tool	82
65-20	<a href="#">350A93320500</a>	Main/Tail Gear Box Lock Wrench	126
65-20	<a href="#">703A93002100</a>	Nut Retainer Exchange	77
65-20	<a href="#">703A93002020</a>	Nut Wrench	125
65-20	<a href="#">350A93331203</a>	Ring Exchange	81
65-20	<a href="#">350A93330800</a>	Seal/Seal Holder Exchange	81
65-20	<a href="#">350A93331620</a>	Spin Table Nut Wrench	127
65-20	<a href="#">350A96338500</a>	Tail Gear Box Blanking Cap Kit	44
65-20	<a href="#">C652G3104201</a>	Tail Gear Box Extraction Screw	82
65-20	<a href="#">350A93330600</a>	Tail Gear Box Extractor	77
65-20	<a href="#">350A93330700</a>	Tail Gear Box Seal Holder Extractor	83
65-20	<a href="#">350A93338001</a>	Tail Gear Box Seal Inlet Exchange	82
65-20	<a href="#">350A91330000</a>	Tail Gear Box Stand	61
65-20	<a href="#">350A91338000</a>	Tail Gear Box Support	65
65-20	<a href="#">350A93330520</a>	Tail Gear Box Wrench	124
65-20	<a href="#">350A96330000</a>	Tail Gear Box/Tail Rotor Wooden Case	73
65-20	<a href="#">X652P6206101</a>	TGB H130 CONTAINER	75
65-30	<a href="#">330A93340300</a>	Intermediate Gearbox Seal Exchange	79
65-30	<a href="#">350A93331720</a>	Locating Pin	84
65-30	<a href="#">350A93323320</a>	Seal Holder Hafting Tool	79
65-30	<a href="#">350A93338200</a>	Tail Gear Box Outlet Seal Exchange	83
67-00	<a href="#">703A93020620</a>	Centering Thimble	84
67-10	<a href="#">350A94278502</a>	Flight Control Adjustment Kit	106
67-10	<a href="#">350A94270007</a>	Flight Controls Adjustment Kit	106



ATA	REFERENCE	DESIGNATION	PAGE
67-10	<a href="#">350A94272000</a>	Rotating Handle Adjustment	126
67-20	<a href="#">350A91278000</a>	Ball Operated Control Protection Device	109
67-30	<a href="#">703A94000000</a>	Clearances Analyze Device	107
67-30	<a href="#">X270P3101101</a>	Sercovontrol ball end adjustment	107
67-70	<a href="#">703A97670500</a>	Cartridge Test Case	92
71-00	<a href="#">365A91540003</a>	Arriel Turboshaft Powerplant Sling	54
71-00	<a href="#">365A91540004</a>	Arriel Turboshaft Powerplant Sling	54
71-00	<a href="#">350A93540000</a>	Arriel Turboshaft Powerplant Support	62
71-00	<a href="#">350A93540500</a>	LTS 101 Turboshaft Powerplant Support	62
71-00	<a href="#">355a91586501</a>	Tm 319 Turboshaft Powerplant Support	63
71-00	<a href="#">355A91586500</a>	Tm 319 1m Turboshaft Powerplant Support	61
71-00	<a href="#">365A91541000</a>	Turboshaft Powerplant Jig Wheels Kit	61
71-00	<a href="#">365A91541001</a>	Turboshaft Powerplant Jig Wheels Kit	61
71-20	<a href="#">350A91540500</a>	LTS101 Turboshaft Powerplant Support	62
71-60	<a href="#">350A92728100</a>	Engine Intake Air Cover	35
72-00	<a href="#">355A92584000</a>	Allison Air Inlet Blanking Cap	40
72-00	<a href="#">355A91545000</a>	Allison c20 Turboshaft Powerplant Stand	63
72-00	<a href="#">355A92544000</a>	Allison c20 Tuyere Blanking Caps	39
72-00	<a href="#">355a96544000</a>	Allison c20e Turboshaft Powerplant Wooden Case	73
72-00	<a href="#">355A91584002</a>	Allison Turboshaft Powerplant Support	110
72-00	<a href="#">350A95540501</a>	Arriel Rinsing Device	105
72-00	<a href="#">365A91540002</a>	Arriel Turboshaft Powerplant Sling	51
72-00	<a href="#">350A92541001</a>	Arriel Tuyere Blanking Cap	40
72-00	<a href="#">350A94541000</a>	LTS Oil Circuit Test	103
72-00	<a href="#">350A91540001</a>	LTS101 Turboshaft Powerplant Sling	51
72-00	<a href="#">350A92540000</a>	LTS101 Tuyere Blanking Cap	39
72-00	<a href="#">355A91546101</a>	Tm 319 1m Turboshaft Powerplant Sling	52
72-00	<a href="#">355A91546001</a>	Tm 319 Turboshaft Powerplant Sling	52
72-00	<a href="#">355A92586000</a>	Tm319 Air Inlet Blanking Cap	40



ATA	REFERENCE	DESIGNATION	PAGE
72-00	<b>8814157000</b>	Turboshaft Powerplant Rinsing Bench	116
73-10	<b>332A97520505</b>	Fuel System Test Case	104
94-00	<b>703A94810000</b>	Crouzet Sight Harmonization Tool	100
94-00	<b>703A94810001</b>	Crouzet Sight Harmonization Tool	98
94-00	<b>703A94002500</b>	Harmonization Panel	99
94-00	<b>350A94000000</b>	Harmonization Sight Support	99
94-00	<b>350A94810001</b>	Harmonization Target	98
94-00	<b>703A94810200</b>	Mirror Support	98
94-00	<b>365A94815000</b>	Multi-purpose Arm Harmonization	99
94-00	<b>365A94815001</b>	Multi-purpose arm harmonization	98
94-00	<b>703A94850020</b>	Rocket Launcher Harmonization	99
94-00	<b>350A94811000</b>	Vertical Central Harmonization	98
94-30	<b>350A94811101</b>	Cabin Floor Harmonization	98
94-30	<b>350A94811102</b>	Cabin Floor Harmonization	98
94-50	<b>703A97660000</b>	Cannon Adjustment Tool	99
95-60	<b>703A97670905</b>	Cartridge Floatation Gear Switch	91
95-60	<b>2998970</b>	Digital Manometer	91
xx-xx	<b>703A97720900</b>	AVCS Troubleshooting Tool	95
xx-xx	<b>350A94680001</b>	Compensator Rack 20	99
xx-xx	<b>On Request</b>	Cutoff Box	90
xx-xx	<b>332a97520600</b>	Fuel Piping	103
xx-xx	<b>CEL84-22-40-00</b>	Rudder Trim Control Actuator Test Suitcase	106
xx-xx	<b>350A94810100</b>	Weaponry Harmonization Plug	98



# TOOLS & GSE

---

DESCRIPTION

# Towing, mooring and immobilization tools






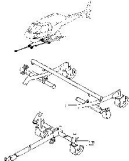




## Tow bars <

### DESCRIPTION

Rigid bars designed and adapted to perform towing operations.




REFERENCE	FEATURES	O / I LEVEL	ATA	LABEL	WEIGHT	SIZE	A/C TYPE APPLICABILITY
<b>350A91009800</b> <b>Towing Device</b>	 <p>Device to tow the helicopter on prepared field Foldable device with 2 wheels and 2 bars fixed on skid</p>	I	09-10		37 (kg)	4,32 x 2,12 x 0,42 (m)	H130
<b>350A91001801</b> <b>Towing Bar</b>	 <p>Conceived for helicopter with skid Used with twin wheel Device foldable Including 2 wheels</p>	I	09-10		37 (kg)	2,22 x 0,25 x 0,245 (m)	AS350, AS355, AS550, AS555, EC120, GAZELLE
<b>350A91002501</b> <b>Towing Bar</b>	 <p>Conceived for helicopter with skid Tilt angle: 5</p>	I	32-10		23,15 (kg)	1,685 x 0,15 (m)	AS350, AS355, AS550, AS555, EC120
<b>355A91006000</b> <b>Specific Towing Bar</b>	 <p>Device in 2 parts equipped with tiller and frame for Radome</p>	I	09-10		65 (kg)	3,7 x 2,5 x 0,5 (m)	AS355, AS555



## Twin wheels <

### DESCRIPTION

Ground handling wheels designed to move helicopter equipped with a skid.


REFERENCE	FEATURES	O / I LEVEL	ATA	LABEL	WEIGHT	SIZE	A/C TYPE APPLICABILITY
<b>355A91004502</b> <b>Hydraulic Twin Wheel</b>	 <p>Conceived for prepared field Including: 2 wheel chocks equipped with pump, hydraulic jack and 1 operating lever</p>	O/I	09-20	CE	21 (kg)	0,54 x 0,444 x 0,41 (m)	AS350, AS355, AS550, AS555, EC120
<b>332A91410003</b> <b>Main Landing Gear Twin Wheel</b>	 <p>Pneumatic twin wheels Conceived for TRANSALL, HERCULES and ILYUSHIN 76 boarding</p>	I	07-50	CE	24 (kg)	0,83 x 0,35 x 0,32 (m)	AS332, AS350, AS355, AS365, AS532, AS555, H225, H225M, SA330, SA360
<b>355a91004700</b> <b>Twin Wheel Adaptor</b>	 <p>Device to replace operating lever on hydraulic wheel chock Conceived for helicopter with long footstep DART Including in on board kit</p>	I	09-10	CE	0,49 (kg)	0,135 x 0,045 x 0,1 (m)	AS350, AS355, AS550, AS555



## Mooring rings <

### DESCRIPTION

Devices enabling to secure helicopter to any permanent structure (boat, off shore platform, etc).


REFERENCE		FEATURES	O / I LEVEL	ATA	LABEL	WEIGHT	SIZE	A/C TYPE APPLICABILITY
<b>703A92031000</b> <b>Mooring Rings</b>		Consists of rings with pin quick-release 2 rings included in on board kit 2 optionnal rings for heavy weather	0	10-00		0,2 (kg)	0,094 x 0,075 x 0,021 (m)	AS350, AS355, AS550, AS555, EC120, H130



## Blade folding and Immobilization tools <

### DESCRIPTION

Devices necessary to maintain blades in folded up configuration or more generally to immobilize the helicopter when it is parked or moored on ground or navy exploitation.



REFERENCE		FEATURES	O / I LEVEL	ATA	LABEL	WEIGHT	SIZE	A/C TYPE APPLICABILITY
<b>350A92111508</b> <b>Blades Foldable Device</b>		Device to fold up blades rearward Including hoods immobilization device, 1 rotor brake safety device, 1 centring pin and 2 frequency adaptor blocking	I	10-00		10 (kg)		AS350, AS550
<b>355A92114002</b> <b>Main Blades Hoods</b>		Device to immobilize main blades during camp Wind strength up to 20 kts Including: 3 hoods, pennants and set up pole	I	62-10		4 (kg)	0,669 x 0,486 x 0,041 (m)	AS350, AS355, AS550, AS555, H130
<b>350A92120500</b> <b>Tail Blades Hoods</b>		Device to immobilize tail blades during camp or transportation Set of 2 canvas hoods equipped with guy rope and pennant Included in on board kit	I	64-10		0,34 (kg)		AS350
<b>350A92120000</b> <b>Tail Blades Immobilization</b>		Device to immobilize tail blades by tail rotor during camp Rislan chock equipped with pin and pennant Included in on board kit	I	64-10		0,65 (kg)	0,2 x 0,144 x 0,107 (m)	AS350, AS355, AS550, AS555
<b>350A92112003</b> <b>Blades Foldable Device (Navy Type)</b>		Conceived for Main Rotor Hub Starflex Including 2 frequency adaptor blocking	I	62-10		27 (kg)		AS350
<b>355A92115004</b> <b>Folding Blades Device</b>		Including: support and 2 immobilization poles	I	10-00		30 (kg)	1,999 x 0,488 x 0,213 (m)	AS350, AS355, AS550, AS555, H130



## Blade poles <

### DESCRIPTION

Equipment used in order to moor the helicopter by blades and secure it from weather conditions.

REFERENCE		FEATURES	O / I LEVEL	ATA	LABEL	WEIGHT	SIZE	A/C TYPE APPLICABILITY
<b>703A94000500</b> <b>Blades Tracking Flag</b>		Consists of pole equipped with pennant	I	62-10		8,4 (kg)	2,27 x 0,045 x 0,027 (m)	ALOUETTE 2, AS350, AS355, AS365, AS366, AS366, AS550, AS555, AS565, EC120, GAZELLE, H130, H155, SA360
<b>350A92113000</b> <b>Hoods Pole</b>		Device to immobilize main blades Wind strength: > 40 kts Light alloy pole	I	62-10		2,5 (kg)	0,9 x 1,01 (m)	AS350, AS355, AS365, AS366, AS550, AS555, AS565, H130




## Wheel chocks <

### DESCRIPTION

Devices placed closely against helicopter wheels to prevent accidental movement.

REFERENCE		FEATURES	O / I LEVEL	ATA	LABEL	WEIGHT	SIZE	A/C TYPE APPLICABILITY
703A91042500 Wheel Chock		Device for transportation in 707 Wooden chock with sole (AU4G)	I	10-00		8 (kg)	0,4 x 0,2 x 0,045 (m)	AS332, AS365, AS366, AS532, AS565, H130, H155, H225, H225M





Protections and covers,  
blanking for maintenance





## Helicopter/Fuselage covers <

### DESCRIPTION

Devices designed to cover and protect the helicopter and fuselage against bad weather conditions or for transport.

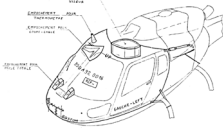

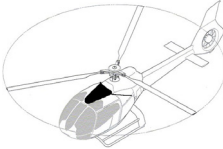


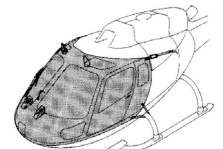

REFERENCE	FEATURES	O / I LEVEL	ATA	LABEL	WEIGHT	SIZE	A/C TYPE APPLICABILITY
<b>350A92720000</b> <b>Air conditioning Outlet</b> <b>Blanking Cap</b>	 Red canvas	I	21-00		0,07 (kg)	0,25 x 0,17 x 0,009 (m)	AS350, AS355, AS550, AS555
<b>355A92314000</b> <b>Main Rotor Hub Cover</b>	 Device to protect Main Rotor Hub against sand or during cold weather Khaki nylon canvas	O/I	62-20		2,3 (kg)	3,867 x 2,774 x 0,001 (m)	AS350, AS355, AS550, AS555
<b>355A92214000</b> <b>Fuselage Cover</b>	 Device to protect the whole fuselage for transportation by truck or Boeing 747 Canvas cover	I	53-00		3 (kg)	4 x 3 x 0,005 (m)	AS355, AS555
<b>355A92584200</b> <b>Anti-sand Filter</b> <b>Blanking Cap</b>	 Device to cover turboshaft powerplant cowlings orifices and air inlet with anti-sand filter Consists of cover for left and right sides linked with strap	I	12-00		2,95 (kg)	0,4 x 0,4 x 0,2 (m)	AS355, AS555
<b>350A92210000</b> <b>Fuselage Cover</b>	 Device to protect the fuselage during transportation in Boeing 747 or by truck Canvas cover	I	53-00		17 (kg)	6 x 3 x 0,05 (m)	AS350, AS550
<b>350A92728100</b> <b>Engine Intake Air</b> <b>Cover</b>	 GSE is used to protect Engine Air Intake	I	71-60		1 (kg)	0,49 x 0,47 x 0,01 (m)	AS350, AS550, H130



## Fenestron/Window/Cabin covers <


### DESCRIPTION

Devices designed to cover and protect fenestron, windows and/or cabin against bad weather conditions or for transport.

REFERENCE		FEATURES	O / I LEVEL	ATA	LABEL	WEIGHT	SIZE	A/C TYPE APPLICABILITY
<b>350A92001600</b> <b>Cabin Cover</b>		Device to protect canopy, cable cutter, Helitow sights, Homing/Gonio antennas, total static ports etc White and khaki cover conceived for air force light aviation	I	53-00		5,9 (kg)		AS550
<b>350A92001701</b> <b>Canopy/Helitow 2 Cover</b>		Device to protect the canopy of helicopter equipped with viewfinder Helitow2/Homing antenna/2 plugs and 2 windshield wipers	O/I	53-00		3 (kg)	3 x 2,5 x 0,005 (m)	AS350, AS550
<b>350A92548000</b> <b>Main Gear Box Air Inlet Blanking Cap</b>		Device for helicopter parking during camp Canvas cover equipped with 2 straps and hooks Included in on board kit	I	10-00		0,45 (kg)	0,9 x 0,2 x 0,04 (m)	H130
<b>350A92238000</b> <b>Fenestron Cover</b>		Device to protect Tail Rotor section for storage or transportation Consists of tissue piece equipped with straps and Velcro	I	10-10		2,6 (kg)	0,5 x 0,3 x 0,05 (m)	H130
<b>350A92001500</b> <b>Fuselage/Cable cutter Cover</b>		Device to protect the canopy of helicopter equipped with Homing antenna/2 plugs/2 windshield wipers and cable cutter Canvas cover	O/I	62-20		6 (kg)	3,264 x 2,409 x 0,005 (m)	AS350, AS355, AS550, AS555
<b>350A92001601</b> <b>Cabin Cover</b>		Device to protect canopy, cable cutter, Helitow sights, Homing/Gonio antennas, total static ports etc Khaki cover conceived for civilian light aviation	I	53-00		5,9 (kg)		AS550
<b>350A92001005</b> <b>Canopy Cover</b>		Device to protect the canopy for cabin equipped with Homing antenna/2 plugs and 2 windshield wipers Nylon khaki canvas cover	O/I	53-00		5,7 (kg)	3,737 x 2,186 x 0,005 (m)	AS350, AS355, AS550, AS555
<b>350A92001004</b> <b>Canopy Cover</b>		Device to protect the canopy for cabin equipped with Homing antenna/2 plugs and 2 windshield wipers Nylon canvas cover	O/I	53-00		5,7 (kg)	3,737 x 2,186 x 0,005 (m)	AS350, AS355, AS550, AS555



## Fenestron/Window/Cabin covers <


REFERENCE		FEATURES	O / I LEVEL	ATA	LABEL	WEIGHT	SIZE	TYPE APPLICABILITY
<b>350A92330000</b> <b>Tail Rotor Cover</b>		Conceived to protect against sand or cold weather Nylon canvas cover	O/I	64-00		0,225 (kg)	0,28 x 0,28 x 0,08 (m)	AS350, AS355, AS550, AS555



## Blade covers (aft/fwd) <

### DESCRIPTION

Devices designed to cover and protect blades against bad weather conditions or for transport.

REFERENCE		FEATURES	O / I LEVEL	ATA	LABEL	WEIGHT	SIZE	A/C TYPE APPLICABILITY
I641g6002201 Tail Blades Protection		Thermoweldable canvas	I	64-10		0,02 (kg)	0,2 x 0,06 (m)	H130


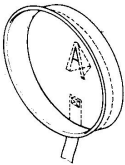



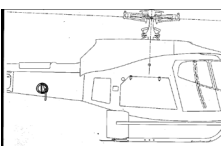
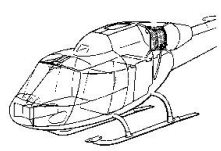





## Air blanking <

### DESCRIPTION

Protections designed for nozzle, turbine and air inlet to prevent against Foreign Object Damages such as sand, dust, snow, etc.

REFERENCE		FEATURES	O / I LEVEL	ATA	LABEL	WEIGHT	SIZE	A/C TYPE APPLICABILITY
<b>350A92540500</b> <b>LTS101 Air Intake</b> <b>Cover</b>		Red canvas Included in on board kit	I	53-00		0,65 (kg)		AS350
<b>350A92540000</b> <b>LTS101 Tuyere</b> <b>Blanking Cap</b>		Red canvas Included in on board kit	I	72-00		0,2 (kg)	0,3 x 0,3 x 0,045 (m)	AS350
<b>350A92540101</b> <b>Arriel Air Intake Cover</b>		Red canvas	I	53-00		0,73 (kg)	0,7 x 0,64 x 0,03 (m)	AS350, AS550, H130
<b>355A92584501</b> <b>Fan Air Inlet Blanking</b> <b>Cap</b>		Consists of polyurethane foam equipped with pennant Specific for some helicopters versions Included in on board kit	I	63-20		0,4 (kg)	0,25 x 0,16 x 0,1 (m)	AS355, AS555
<b>355A92544000</b> <b>Allison c20 Tuyere</b> <b>Blanking Caps</b>		Device used for camp Conceived for cowlings installed Set of 2 blanking caps in plastazote, red canvas coating equipped with pennant	I	72-00		0,3 (kg)	0,22 x 0,2 x 0,06 (m)	AS355, AS555
<b>350A92728000</b> <b>Air Conditioning Air</b> <b>Outlet Blanking Cap</b>		Canvas blanking caps with quick- release clip	I	53-50				H130
<b>355A92586100</b> <b>Anti-sand Filter Cover</b>		Device to obturate air inlet Tm319 with anti-sand filter Including: 2 symmetrical red canvas with straps, hooks and pennant	I	53-00		1 (kg)	0,5 x 0,5 (m)	AS355, AS555
<b>350A92548100</b> <b>Engine Air Intake</b> <b>Cover</b>		Conceived for camp Canvas cover equipped with hooks and fixation sandows Included in on board kit	I	30-20		0,6 (kg)	0,7 x 0,645 x 0,03 (m)	AS350, AS550, H130



## Air blanking <


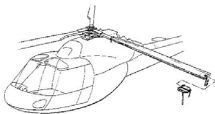
REFERENCE		FEATURES	O / I LEVEL	ATA	LABEL	WEIGHT	SIZE	TYPE APPLICABILITY
<b>350A92541001</b> <b>Arriel Tuyere Blanking Cap</b>		Red canvas Included in on board kit	I	72-00		0,25 (kg)	0,4 x 0,36 x 0,03 (m)	AS350, AS550, H130
<b>350A95728500</b> <b>Air Conditioning Circuit Plug Suitcase</b>		Device used during air conditioning circuit components removal Obturation plugs equipped with gas valve Components removed put under nitrogen with the valve	I	21-00		3,5 (kg)	0,525 x 0,38 x 0,125 (m)	H130
<b>350A92541100</b> <b>Arriel Tuyere Cover</b>		Red canvas Included in on board kit	O	53-00		0,15 (kg)	0,45 x 0,32 x 0,06 (m)	AS350, AS365, AS550, AS565, H130, H155
<b>355A92586000</b> <b>Tm319 Air Inlet Blanking Cap</b>		Device to obturate turboshaft powerplant air inlet Tm319 during camp Red canvas with hanging straps and pennant	I	72-00		1,2 (kg)	0,1 x 0,2 x 0,2 (m)	AS355, AS555
<b>355A92584700</b> <b>Fan Air Inlet Blanking Cap</b>		Consists of polyurethane foam equipped with pennant Specific for some helicopters versions Included in on board kit	O	21-50		0,4 (kg)	0,359 x 0,188 x 0,09 (m)	AS355, AS555
<b>355A92584000</b> <b>Allison Air Inlet Blanking Cap</b>		Device to obturate turboshaft powerplant air inlet during camp Set of 2 blanking caps in red canvas with hanging straps and pennant	I	72-00		0,6 (kg)	0,3 x 0,3 x 0,1 (m)	AS355, AS555
<b>350A92584000</b> <b>Heater Air Inlet Cover</b>		Device used during camp Laminated canvas cover equipped with 2 straps and hooks Included in on board kit	O/I	10-20		0,65 (kg)	1,07 x 0,75 x 0,435 (m)	H130



## Blade caps <

### DESCRIPTION

Devices enabling to immobilize blades and protect wingtip.



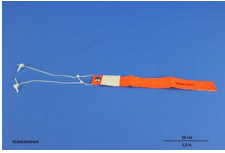
REFERENCE	FEATURES	O / I LEVEL	ATA	LABEL	WEIGHT	SIZE	A/C TYPE APPLICABILITY
<b>350A92110502</b> <b>Main Blades Hoods</b>	 <p>Device to immobilize main blades Wind strength: &gt; 20Kts Including 3 hoods and 1 setting pole</p>	I	62-10		2,8 (kg)	0,937 x 0,0253 x 0,0253 (m)	AS350
<b>355A92114500</b> <b>Heavy Weather Blade Cap</b>	 <p>Conceived for cold weather Canvas cover</p>	I	62-10		2,3 (kg)	4,7 x 0,4 x 0,1 (m)	AS350, AS355, AS550, AS555, H130



## Pitot and static blanking <

### DESCRIPTION

Devices designed to protect pitot against Foreign Object Damages such as sand, dust, snow, etc.

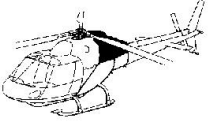


REFERENCE	FEATURES	O / I LEVEL	ATA	LABEL	WEIGHT	SIZE	A/C TYPE APPLICABILITY
<b>703A92021000</b> <b>Temperature Probe</b> <b>Blanking Cap</b>	 Conceived for probe Crouzet Type 201 M Material: Teflon Equipped with pennant	I	34-10		0,22 (kg)	0,098 x 0,062 x 0,031 (m)	AS332, AS355, AS532, AS550, AS555, H225, H225M
<b>703A92020100</b> <b>Total Static Port</b> <b>Blanking Cap</b>	 Device to obturate total static port during camp	O	34-00		0,015 (kg)	0,35 x 0,03 x 0,02 (m)	AS332, AS350, AS355, AS365, AS365, AS366, AS532, AS550, AS555, AS565, EC120, GAZELLE, H130, H155, SA360
<b>703A92020504</b> <b>Static Port Blanking</b> <b>Cap</b>	 Device used during camp Including: 2 Teflon blanking caps equipped pennant	I	34-00		0,016 (kg)	0,295 x 0,035 x 0,007 (m)	AS332, AS350, AS355, AS365, AS365, AS366, AS532, AS550, AS555, AS565, GAZELLE, H130, SA330, SUPER- FRELO



## Flexible blanking <

### DESCRIPTION

Flexible protections used to cover some parts of the helicopter and prevent against shock. It is easy to handle and is adapted to specific parts.




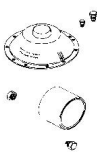

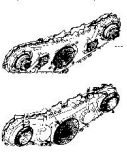


REFERENCE		FEATURES	O / I LEVEL	ATA	LABEL	WEIGHT	SIZE	A/C TYPE APPLICABILITY
<b>355A92585500</b> <b>Turboshaft</b> <b>Powerplant Cowling</b> <b>Cover</b>		Device to protect turboshaft powerplant cowlings against sand and during cold weather	O/I	12-00		1,5 (kg)		AS355, AS555
<b>703A92820200</b> <b>Horizontal Stabilizer</b> <b>Protective Cover</b>		Device to protect horizontal stabilizer during helicopter parking or maintenance operations	I	55-00		0,1 (kg)	0,58 x 0,3 (m)	AS350, AS355, AS550, AS555, EC120, H130
<b>355A92314001</b> <b>Main Rotor Hub Cover</b>		Device to protect Main Rotor Hub against sand or during cold weather Tergal or poplin canvas	O/I	62-20		2,3 (kg)	3,867 x 2,774 x 0,001 (m)	AS350, AS355, AS550, AS555



## Rigid blanking <

### DESCRIPTION


Rigid protections used to cover some parts of the helicopter and prevent against Foreign Object Damages such as sand, dust, snow, shock, etc.

REFERENCE	FEATURES	O / I LEVEL	ATA	LABEL	WEIGHT	SIZE	A/C TYPE APPLICABILITY
<b>350A96321000</b> <b>Pump Module</b> <b>Blanking Caps</b>	 Conceived for transportation and storage PVC blanking caps with 4 fixation nuts	I	29-00		0,9 (kg)	0,322 x 0,193 x 0,193 (m)	AS350, AS355, AS550, AS555, H130
<b>350A96338500</b> <b>Tail Gear Box Blanking</b> <b>Cap Kit</b>	 Including: 1 control rod blanking cap, 1 inlet flange immobilizing device, 1 ball pin for control shaft immobilization	I	65-20		0,2 (kg)	0,123 x 0,102 x 0,095 (m)	H130
<b>350A96320104</b> <b>Main Gear Box</b> <b>Blanking Caps Set</b>	 Conceived for Main Gear Box storage	I	63-20		1,3 (kg)		AS350, AS355, AS550, AS555, H130
<b>355a96325502</b> <b>Conical Reducer</b> <b>Blanking Cap</b>	 Device to store and exchange conical reducer Including several types of blanking caps	I	63-20		1,7 (kg)		AS355, AS555
<b>355a96325501</b> <b>Conical Reducer</b> <b>Blanking Cap</b>	 Device to store and exchange conical reducer Including several types of blanking caps	I	63-20		1,7 (kg)		AS355, AS555
<b>355a96324402</b> <b>Accessory Module</b> <b>Blanking Caps Set</b>	 Device to store and exchange accessory module Components available separately	I	63-20		0,9 (kg)		AS355, AS555
<b>355A96324004</b> <b>Main Gear Box</b> <b>Blanking Caps Set</b>	 Including: 1 cover, 1 satellite chock and several types of plugs	I	63-20		1,3 (kg)		AS355, AS555
<b>X651P6101101</b> <b>Drive shaft protection</b>	 Device is installed during rear shaft removal / installation.	O/I	65-10		6 (kg)	0,5 x 0,38 x 0,24 (m)	H130





## Rigid blanking <




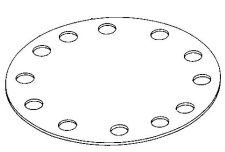
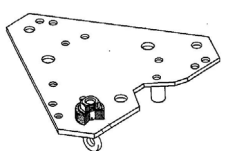



REFERENCE		FEATURES	O / I LEVEL	ATA	LABEL	WEIGHT	SIZE	TYPE APPLICABILITY
<b>350A96540500</b> <b>Bleed Valve Blanking</b> <b>Caps</b>		Device used for cowling deposit/ touch up Including light alloy plate with immobilization straps and pennant	I	12-00		1 (kg)	0,225 x 0,137 x 0,066 (m)	AS350, AS550, H130



## Metallic blanking <

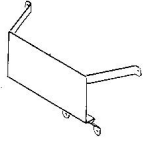
### DESCRIPTION

Metallic protections used to cover some parts of the helicopter and prevent against Foreign Object Damages such as sand, dust, snow, shock, etc.

REFERENCE		FEATURES	O / I LEVEL	ATA	LABEL	WEIGHT	SIZE	A/C TYPE APPLICABILITY
<b>350A91371500</b> <b>Mast Cap</b>		Device conceived for Transall boarding Blanking plate	I	62-30		0,45 (kg)	0,192 x 0,165 x 0,003 (m)	AS350, AS355, AS550, AS555, H130
<b>350A96320202</b> <b>Planetary Gear Blanking Caps</b>		Conceived for planetary gear storage Including: 2 covers and 1 chock	I	63-20		2,2 (kg)	0,391 x 0,387 x 0,131 (m)	AS350, AS355, AS550, AS555, H130
<b>350A96320501</b> <b>Oil Pump Blanking Caps</b>		Device to obturate oil pump plug on Main Gear Box Consists of plate equipped with 4 nuts and rubber seal	I	63-20		0,6 (kg)	0,195 x 0,195 x 0,017 (m)	AS350, AS550, H130
<b>350A96370320</b> <b>Rotor Mast Blanking Caps</b>		Device for storage of mast with the hub	I	62-20		0,11 (kg)		AS350, AS550, H130
<b>350A96370501</b> <b>Rod Support Blanking Caps</b>		Consists of blanking caps for mast equipped with rods hold	I	62-20		3 (kg)	0,26 x 0,26 x 0,0065 (m)	AS350, AS355, AS550, AS555
<b>350A96370503</b> <b>Rod Support Blanking Caps</b>		Consists of blanking caps for mast equipped with rods hold	I	62-20		3 (kg)	0,26 x 0,26 x 0,084 (m)	AS350, AS355, AS550, AS555, H130
<b>350A91270000</b> <b>Rudder Control Protective Device</b>		Device used as a protection	I	27-00		0,3 (kg)	0,29 x 0,1 x 0,002 (m)	AS350, AS355, AS550, AS555
<b>350A96370502</b> <b>Rod Support Blanking Caps</b>		Consists of blanking caps for mast equipped with rods hold	I	62-20		3 (kg)	0,26 x 0,26 x 0,0065 (m)	AS350, AS355, AS550, AS555, H130



## Metallic blanking <

REFERENCE		FEATURES	O / I LEVEL	ATA	LABEL	WEIGHT	SIZE	TYPE APPLICABILITY
<b>350A91720000</b> <b>Air Conditioning</b> <b>Protection</b>		Device to support and protect heating of air conditioning Folded sheet metal with recovery tabs	I	21-90		2 (kg)	0,50,4 x 0,21 (m)	AS350, AS355, AS550, AS555

Portable cranes, slings,  
jacks and accessories

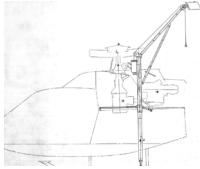




## Portable cranes <

### DESCRIPTION

Devices enabling to hoist and replace some parts of the helicopter such as engine, blades, Main Rotor Head, Main Gear Box etc in order to conduct maintenance operations safely and easily in various environments.


REFERENCE		FEATURES	O / I LEVEL	ATA	LABEL	WEIGHT	SIZE	A/C TYPE APPLICABILITY
<b>355A91304006</b> <b>Hoisting Beam</b>		Device to remove/install mechanical parts such as Main Rotor Hub, Main Gear Box, Turboshift Powerplant, main blades... Conceived for outdoor use and for high or low landing Equipped with Trifor Jockey J5, shackle and cable	I	62-10	CE	28 (kg)	3,2 x 0,5 x 4 (m)	AS350, AS355, AS550, AS555



## Blade slings <

### DESCRIPTION

Devices enabling to remove or install blade easily. The device can be incorporated into a hoisting sling kit.



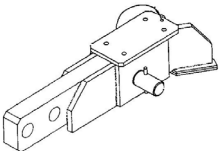


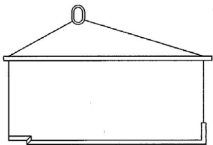
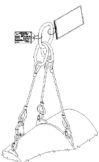

REFERENCE		FEATURES	O / I LEVEL	ATA	LABEL	WEIGHT	SIZE	A/C TYPE APPLICABILITY
<b>355A91115001</b> <b>Blades Sling</b>		Device to hoist blades	I	62-10	CE	7 (kg)	0,56 x 0,22 x 0,55 (m)	AS350, AS355, AS550, AS555, H130



## Hoisting <

### DESCRIPTION





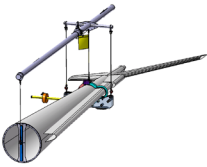

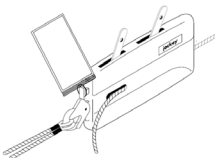
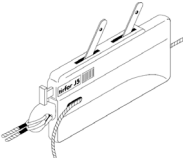
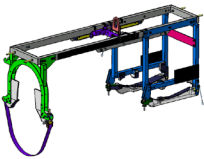
Equipment enabling to hoist different parts of the helicopter to accomplish maintenance tasks.

REFERENCE		FEATURES	O / I LEVEL	ATA	LABEL	WEIGHT	SIZE	A/C TYPE APPLICABILITY
<b>355A91324101</b> <b>Multi-purpose Sling</b>		Device to hoist the main mechanical system: Main Gear Box, Mast and Main Rotor Hub Consists of hoisting beam equipped with 2 welded cables set	I	62-20	CE	3,3 (kg)	0,37 x 0,1 x 0,15 (m)	AS355, AS555
<b>703A91024601</b> <b>Hoisting Beam</b>		Device for boarding in Ilyushin76 Support beam equipped with shackles Capacity: 2500 daN	I	53-30	CE	30 (kg)	2,13 x 0,2 x 0,2 (m)	AS350, AS355, AS365, AS550, AS555, AS565, H130
<b>350A91321001</b> <b>Hoisting Beam</b>		Device to hoist the helicopter for boarding Capacity: 1000 daN	I	62-20	CE	4,4 (kg)	0,35 x 0,13 x 0,08 (m)	AS350, AS355, AS550, AS555, H130
<b>350A91300005</b> <b>Hoist Arm</b>		Device to exchange Main Gear Box, turboshaft powerplant and mast Maximum working load: 198 kg Equipped with Trifor Jockey hoist and cable	O/I	62-20	CE	24 (kg)	0,5 x 0,2 x 2 (m)	AS350, AS550, H130
<b>350A91540001</b> <b>LTS101 Turboshaft Powerplant Sling</b>		Device for assembly and reassembly of turboshaft powerplant (type LTS101)	I	72-00	CE	4,29 (kg)	0,475 x 0,7 x 0,45 (m)	AS350
<b>8818107121</b> <b>Helitow Viewfinder Support Beam</b>		Device fixed under the viewfinder Including: 1 lower jig and 1 sling	I	12-00	CE	6,2 (kg)		AS550
<b>365A91540002</b> <b>Arriel Turboshaft Powerplant Sling</b>		Equipped with 3 strands whose 1 adjustable Adjustable according to engine and configuration	O/I	72-00	CE	4 (kg)	0,505 x 0,36 x 0,15 (m)	AS350, AS365, AS365, AS550, AS565, H130, H155
<b>350A91000601</b> <b>Cargo Sling</b>		Device to hoist the helicopter without Main Gear Box cowling nor turboshaft powerplant/ helicopter crashed Capacity: 2000 daN	O	07-30	CE	17 (kg)	1,2 x 0,154 x 0,096 (m)	AS350, AS355, AS550, AS555, H130






## Hoisting

REFERENCE		FEATURES	O / I LEVEL	ATA	LABEL	WEIGHT	SIZE	TYPE APPLICABILITY
<b>355A91546001</b> <b>Tm 319 Turboshaff</b> <b>Powerplant Sling</b>		Device for removal and installation of Tm 319 Turboshaff Powerplant Hoisting bar equipped with shackles	O/I	72-00	CE	2 (kg)	0,343 x 0,217 x 0,255 (m)	AS355, AS555
<b>355A91546101</b> <b>Tm 319 1m Turboshaff</b> <b>Powerplant Sling</b>		Device for removal and installation of turboshaff powerplant equipped with Plenum Hoisting beam equipped with rigid strand with karabiner	I	72-00	CE	3,75 (kg)	0,4 x 0,3 x 0,36 (m)	AS355, AS555
<b>355A91214001</b> <b>Fuselage Sling</b>		Conceived for aerotransport with tail boom removed Hoisting beam fixed on Main Gear Box bars and cover	O	07-30	CE	16 (kg)	0,86 x 0,57 x 1,57 (m)	AS350, AS355, AS550, AS555, H130
<b>350A91210002</b> <b>Fuselage Sling</b>		Device to handle helicopter with tail boom disassembled Conceived for aerotransport in Boeing 707 and Pelican	O	07-50	CE	12 (kg)	0,86 x 0,57 x 1,57 (m)	AS350, AS550, H130
<b>350A91238200</b> <b>Tail Boom Reversal</b> <b>Hoisting Beam</b>		Device to hoist the tail boom and store it in container Conceived to reverse it from vertical to horizontal position (& vice versa)	I	07-30	CE	144 (kg)	5,2 x 1,7 x 1,7 (m)	AS350
<b>355A91305500</b> <b>Viewfinder Support</b> <b>Beam Kit</b>		Device to remove or install roof viewfinder Including 2 braces and 1 tag	I	07-40		23,15 (kg)		AS550
<b>703A91021804</b> <b>Hoisting Tackle</b> <b>Jockey</b>		Device for installation or deposit of constituent element Equipped with 1 cable (10 m) Maximum working load: 300 kg	O	07-30	CE	1,75 (kg)	0,32 x 0,04 x 0,2 (m)	AS332, AS350, AS532, H130, H225M
<b>703A91021206</b> <b>Hoisting Device</b>		Device for installation or deposit of constituent element Equipped with cable (8 m) and 1 shackle Maximum working load: 500 kg Type: Trifor J5	O/I	07-30	CE	3,75 (kg)	0,37 x 0,055 x 0,215 (m)	AS332, AS350, AS355, AS532, AS550, AS555, EC120, H225, H225M
<b>X535P1102101</b> <b>Tail boom sling</b>		Device is used to lift, install or remove the tail boom.	I	53-50	CE	50 (kg)	2,21 x 91 x 0,732 (m)	H130



## Hoisting <

REFERENCE		FEATURES	O / I LEVEL	ATA	LABEL	WEIGHT	SIZE	TYPE APPLICABILITY
<b>521M50</b> <b>Hoisting Chain</b>		Maximum working load: 0,5 t Maximum volume: 275 mm	0	07-30	CE	6 (kg)	0,13 x 0,125 x 0,3 (m)	AS332, AS350, AS355, AS365, AS532, AS550, AS555, AS565, EC120, H130, H155, H225, H225M, SA330



## Cable/Strap hoisting <

### DESCRIPTION



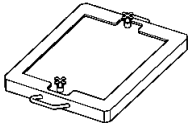
Equipment enabling to hoist different parts of the helicopter to accomplish maintenance tasks.

REFERENCE		FEATURES	O / I LEVEL	ATA	LABEL	WEIGHT	SIZE	A/C TYPE APPLICABILITY
<b>365A91540004</b> <b>Arriel Turboshift</b> <b>Powerplant Sling</b>		Device to remove and install the turboshaft powerplant Consists of a sling with 3 strands and 4 sheet metal pierced enabling adjustment according to engine configurations	O/I	71-00	CE	4 (kg)	0,15 x 0,36 x 0,505 (m)	AS350, AS365, AS550, AS565, H130, H155
<b>350A91238002</b> <b>Tail Boom Sling</b>		Device to hoist the tail boom with or without stabilizer Including: 3 straps, 1 triple oval ring, 1 suitcase	I	53-50	CE	4 (kg)	0,5 x 0,35 x 0,25 (m)	H130
<b>703A91024720</b> <b>Polyester Flat Strap</b>		Device for boarding in Ilyushin76TD Fixation on landing skid Capacity: 1 ton	I	07-50		1 (kg)		AS350, AS355, AS550, AS555, H130
<b>350A91310502</b> <b>Starflex Sling</b>		Device to exchange the Starflex Hub Capacity: 75 daN Straps passing under the sleeves	I	62-20	CE	4,15 (kg)	0,125 x 0,1 x 0,135 (m)	AS350, AS355, AS550, AS555, H130
<b>365A91540003</b> <b>Arriel Turboshift</b> <b>Powerplant Sling</b>		Equipped with 3 strands whose 1 adjustable Adjustable according to engine and configuration	O/I	71-00	CE	4 (kg)	0,505 x 0,36 x 0,15 (m)	AS350, AS365, AS550, AS565, H130, H155
<b>703A91021001</b> <b>Specific Strop</b>		Device to hoist the Main Gear Box Capacity: 2000 daN	I	62-20	CE	7 (kg)	0,78 x 0,05 x 0,05 (m)	AS332, AS350, AS355, AS365, AS366, AS532, AS550, AS555, AS565, EC120, H130, H155, H225, H225M



## DESCRIPTION

Equipment enabling to lift the helicopter for different maintenance tasks such as landing gear operations, weighing, etc.

REFERENCE		FEATURES	O / I LEVEL	ATA	LABEL	WEIGHT	SIZE	A/C TYPE APPLICABILITY
<b>703A91031500</b> <b>Telescopic Hydraulic Jack</b>		Device to hoist the whole helicopter Height minimum: 360 mm Height maximum: 1115 mm Maximum working load: 6 t	O/I	07-10	CE	54 (kg)	0,532 x 0,343 x 0,318 (m)	AS332, AS350, AS355, AS365, AS365, AS366, AS532, AS550, AS555, AS565, EC120, GAZELLE, H130, H155, H175, H225, H225M, SA330, SUPER-FRELON
<b>350A91111001</b> <b>Blades Exchange Pole</b>		Device to exchange main blades and upper stops laminated Manual block	I	62-10	CE	5 (kg)	0,38 x 0,15 x 1,1 (m)	AS350
<b>D10890D</b> <b>Anti-Stress Plate</b>		Including: mobile plate, 2 immobilization jacks and 2 handles Maximum working load: 3 t	I	08-30		29 (kg)	0,7 x 0,5 x 0,11 (m)	ALOUETTE 2, AS332, AS350, AS355, AS365, AS366, AS532, AS550, AS555, AS565, EC120, GAZELLE, H130, H155, H225, H225M, SA330, SA360, SUPER- FRELON




## Hoisting and Jack accessories <

### DESCRIPTION

Accessories complementing the maintenance kit for lifting activities.

REFERENCE		FEATURES	O / I LEVEL	ATA	LABEL	WEIGHT	SIZE	A/C TYPE APPLICABILITY
<b>350A91000501</b> <b>Hoisting Ring</b>		Ring thread (M24 x 150), including safety brake and pennant	O/I	07-30	CE	0,5 (kg)	0,223 x 0,06 x 0,044 (m)	AS350, AS355, AS550, AS555, H130
<b>355A91324001</b> <b>Main Gear Box Sling</b>		Device to hoist Main Gear Box by eye terminal on hoisting cover Sheet metal bar equipped with shackles and quick links	I	63-20	CE	1,85 (kg)	0,32 x 0,1 x 0,18 (m)	AS355, AS555
<b>355A91374001</b> <b>Mast Ring</b>		Device to hoist the whole helicopter without hub Consists of plate with 3 fixation nuts	O	62-30	CE	1,85 (kg)	0,15 x 0,15 x 0,062 (m)	AS350, AS355, AS550, AS555, H130



Stands, platforms,  
jigs and trolleys

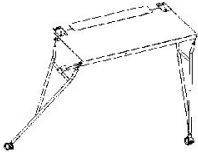






## Servicing platforms <

### DESCRIPTION

Devices enabling to get access to some parts of the helicopter in order to ensure proper maintenance.

REFERENCE		FEATURES	O / I LEVEL	ATA	LABEL	WEIGHT	SIZE	A/C TYPE APPLICABILITY
<b>355a95324000</b> <b>Main Gear Box</b> <b>Platform</b>		Device fixed on Main Gear Box cowlings fittings, on left or right side Equipped with 2 removable feet	I	63-20		15 (kg)	1 x 0,4 x 0,15 (m)	AS355, AS555
<b>703A95030000</b> <b>Servicing Platform</b>		Conceived for mechanical floor and vertical stabilizer Consists of foldable platform Light alloy 2 height possible: 1,2 or 1,6 m Maximum working load: 200 kg	I	53-30		37 (kg)	1,554 x 0,908 x 0,349 (m)	AS332, AS350, AS355, AS365, AS532, AS550, AS555, AS565, EC120, H130, H155, H225, H225M
<b>350A95321000</b> <b>Main Gear Box</b> <b>Platform</b>		Device used by being fixed on Main Gear Box cowling fittings Equipped with 2 removable feet	I	63-20		15 (kg)	1 x 0,4 x 0,15 (m)	AS350, AS355, AS550, AS555

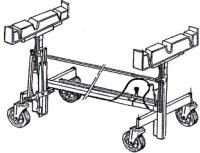




## Servicing trolleys <

### DESCRIPTION

Devices enabling to move some equipments of the helicopter such as FLIR in order to ensure proper maintenance.

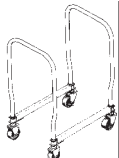
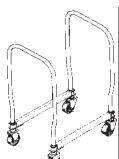






REFERENCE		FEATURES	O / I LEVEL	ATA	LABEL	WEIGHT	SIZE	A/C TYPE APPLICABILITY
97300-341A-11-0040-00 <b>Handling Trolley</b>		Device to transport and perform repairs on main blade Consists of lift trailer Including: 1 support on wheel with height and length adjustable	I	62-10		70 (kg)	4,1 x 1,5 x 1 (m)	ALOUETTE, AS350, AS355, AS365, AS366, AS550, AS555, AS565, EC120, GAZELLE, H130, H155, SA360



## Support and Servicing assy <

### DESCRIPTION

Devices enabling to maintain some parts of the helicopter, in order to ensure proper maintenance.

REFERENCE		FEATURES	O / I LEVEL	ATA	LABEL	WEIGHT	SIZE	A/C TYPE APPLICABILITY
<b>365A91541001</b> <b>Turboshaft Powerplant</b> <b>Jig Wheels Kit</b>		Device enabling Arriel Turboshaft Powerplant jigs handling Including: 2 rotating wheels, 2 fixed wheel and 2 protective hoops	I	71-00		54 (kg)	0,2 x 0,2 (m)	AS350, AS355, AS550, AS555
<b>365A91541000</b> <b>Turboshaft Powerplant</b> <b>Jig Wheels Kit</b>		Device enabling Arriel Turboshaft Powerplant jigs handling Including: 2 rotating wheels, 2 fixed wheel and 2 protective hoops	I	71-00		54 (kg)	0,2 x 0,2 (m)	AS350, AS355, AS365, AS550, AS555, AS565, H130
<b>95-02-3160S-11-10000</b> <b>Trestle</b>		Device to support main blades	I	62-10			1,3 x 0,45 x 0,9 (m)	ALOUETTE, AS350, AS355, AS365, AS550, AS555, AS565, EC120, GAZELLE, H130, H155
<b>355A91586500</b> <b>Tm 319 1m</b> <b>Turboshaft</b> <b>Powerplant Support</b>		Device used during turboshaft powerplant backing during Main Gear Box/junction or engine removal Conceived for Plenum Including: 2 engine supports, 2 lateral small connecting rods and 1 transversal small connecting rod	I	71-00		3,4 (kg)	0,518 x 0,24 x 0,096 (m)	AS355, AS555
<b>350A91330000</b> <b>Tail Gear Box Stand</b>		Device conceived for shop	I	65-20		17 (kg)	0,255 x 0,24 x 0,106 (m)	AS350, AS355, AS550, AS555
<b>350A91230102</b> <b>Tail Boom Support</b>		Device to support tail boom	I	53-50		14 (kg)	0,78 x 0,56 x 0,78 (m)	AS350, AS355, AS550, AS555
<b>350A91320000</b> <b>Main Gear Box Stand</b>		Wooden stand with 2 angle brackets Conceived for shop	I	63-20		3,4 (kg)	0,433 x 0,43 x 0,103 (m)	AS350, AS550, H130
<b>350A91310002</b> <b>Mast and Main Rotor</b> <b>Hub Stand</b>		Device to equip the Main Rotor Hub and the mast reversed without Main Rotor Hub	I	62-20		10 (kg)	0,4 x 0,4 x 0,38 (m)	AS350, AS355, AS550, AS555, H130



## Support and Servicing assy <

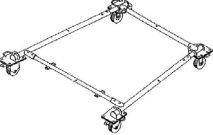
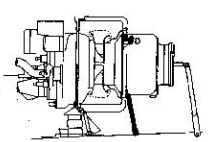
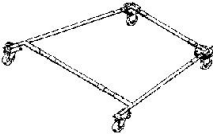


REFERENCE		FEATURES	O / I LEVEL	ATA	LABEL	WEIGHT	SIZE	TYPE APPLICABILITY
<b>350A93540000</b> <b>Ariel Turboshift</b> <b>Powerplant Support</b>		Device to maintain turboshaft powerplant during exchange of Main Gear Box or connection between Main Gear Box/ Turboshaft Powerplant	I	71-00		2,1 (kg)	0,702 x 0,663 x 0,029 (m)	AS350, AS550, H130
<b>350A96370001</b> <b>Rotor Mast Stand</b>		Device for container storage Conceived for mast without satellite Consists of 1 stand with bearings recovery bell	I	62-20		4,65 (kg)	0,424 x 0,42 x 0,037 (m)	AS350, AS355, AS550, AS555, H130
<b>350A91540500</b> <b>LTS101 Turboshaft</b> <b>Powerplant Support</b>		Support with adaptation fittings for turboshaft powerplant and dampers Paulstra Conceived for shop or aerotransport	I	71-20		14 (kg)	0,99 x 0,64 x 0,93 (m)	AS350
<b>350A91348000</b> <b>Transmission Shaft</b> <b>Support</b>		Device for removal or installation of Tail Gear Box Foam support and Velcro tape	I	65-10				H130
<b>350A91338100</b> <b>Tail Rotor Support</b>		Device to store tail rotor in shop or for transportation Sheet metal support equipped with central rod	I	64-20		2,8 (kg)	0,31 x 0,21 x 0,12 (m)	H130
<b>350A93540500</b> <b>LTS 101 Turboshaft</b> <b>Powerplant Support</b>		Device to maintain turboshaft powerplant during exchange of Main Gear Box or connection between Main Gear Box/ Turboshaft Powerplant	I	71-00		1 (kg)		AS350
<b>X651P3301101</b> <b>Transmission shaft</b> <b>supports</b>		Device is installed during rear shaft removal / installation.	O/I	65-10		5 (kg)	0,5 x 0,4 x 0,2 (m)	H130



## Stands and Jigs for transport <

### DESCRIPTION

Devices enabling to maintain different parts of the helicopter during the shipping (air, sea, road, etc).

REFERENCE		FEATURES	O / I LEVEL	ATA	LABEL	WEIGHT	SIZE	A/C TYPE APPLICABILITY
<b>350A91410001</b> <b>Boarding Skid Stand</b>		Device for boarding on pallet in Boeing 747 or HERCULES L100-30 Wooden stand fixed under the skid	I	32-10		2,13 (kg)	2,3 x 0,216 x 0,245 (m)	AS350, AS355, AS550, AS555
<b>355A91545000</b> <b>Allison c20 Turboshift Powerplant Stand</b>		Device for aerotransport or shop operations Consists of jig with shock-absorber and wheels for aerotransport	I	72-00		17 (kg)		AS355, AS555
<b>350A91003502</b> <b>Aerotransport Dummy Gear</b>		Device to transport cabin in Boeing 707 Equipped with wheels	I	32-10		58 (kg)	1,59 x 2,04 x 0,4 (m)	AS350, AS550
<b>350A91410000</b> <b>Boarding Skid Stand</b>		Device for boarding on pallet in Boeing 747 or HERCULES L100-30 Wooden stand fixed under the skid	I	32-10		2,1 (kg)	2,3 x 0,216 x 0,245 (m)	AS350, AS355, AS550, AS555
<b>355a91586501</b> <b>Tm 319 Turboshift Powerplant Support</b>		Device used during turboshift powerplant backing for aerotransport Conceived for Plenum Including: 2 engine supports, 2 lateral and 2 rear small connecting rods and 1 transversal small connecting rod	I	71-00		3,4 (kg)		AS355, AS555
<b>350A91003504</b> <b>Aerotransport Dummy Gear</b>		Device to transport cabin in Boeing 707	I	32-10		58 (kg)	1,59 x 2,04 x 0,4 (m)	AS350, AS355, AS550, AS555
<b>355A91324500</b> <b>Main Gear Box Stand</b>		Device conceived for shop or aerotransport Wooden stand equipped with 2 squares	I	63-20		3,8 (kg)	0,574 x 0,43 x 0,096 (m)	AS355, AS555
<b>350A91008003</b> <b>Fuselage Support</b>		Device equipped with air cushion - Paulstra Conceived for container boarding, transport by truck	I	32-10		160 (kg)	3 x 2,1 x 0,45 (m)	H130

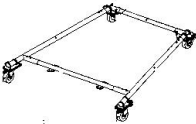
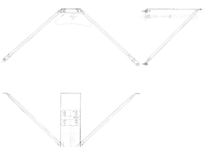
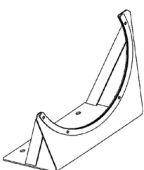


## Stands and Jigs for transport <

REFERENCE		FEATURES	O / I LEVEL	ATA	LABEL	WEIGHT	SIZE	TYPE APPLICABILITY
<b>350A91371003</b> <b>Mast Aerotransport Support</b>		Device conceived for aerotransport of mast equipped with satellites Wooden support with protection against humidity	I	62-30		6,35 (kg)	0,6 x 0,6 x 0,1 (m)	AS350, AS355, AS550, AS555, H130
<b>350A91003804</b> <b>Fuselage Support</b>		Device equipped with air cushion - Paulstra Conceived for container boarding, transport by truck	I	32-10		58 (kg)	2,5 x 1,4 x 0,5 (m)	AS350, AS355, AS550, AS555
<b>350A91340000</b> <b>Drive Shaft Support</b>		Device to maintain drive shaft during cabin and tail boom boarding	I	65-10		0,26 (kg)	0,19 x 0,09 x 0,02 (m)	AS350
<b>350A91230503</b> <b>2 Tail Booms Support</b>		Device to support 2 tail booms equipped with Tail Gear Box and Tail Rotor Used for metallic container Conceived for Transall boarding	I	53-50		25 (kg)		AS350, AS355, AS550, AS555
<b>X075P6201101</b> <b>Tail boom support</b>		Device is used during tail boom removal / installation.	I	07-50		27,5 (kg)	0,98 x 0,9 x 0,57 (m)	H130
<b>350A91238101</b> <b>Tail Boom Support</b>		Device for tail boom removal during transportation and storage Including: 2 wooden parts, 1 stand with recovery on junction frame with strap	I	53-50		12 (kg)	0,9 x 0,38 x 0,41 (m)	H130
<b>350A91411000</b> <b>Boarding Skid Stands Set</b>		Device for boarding and storage on pallet to transport the helicopter to Mississippi Including: 2 wooden stands set on skid	I	07-00		58 (kg)	2,1 x 2,325 x 0,282 (m)	AS350
<b>350A91003805</b> <b>Fuselage Support</b>		Device equipped with air cushion - Paulstra Conceived for container boarding, transport by truck	I	32-10		160 (kg)	1,75 x 1,3 x 0,32 (m)	AS350, AS355, AS550, AS555
<b>350A91238300</b> <b>Tail Boom Horizontal Support</b>		Conceived for transportation Wooden support Including front/back supports and vertical stabilizer supports	I	07-00		87 (kg)	6,06 x 2,24 x 0,915 (m)	AS350



## Stands and Jigs for transport <



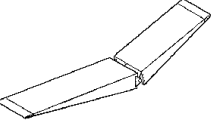
REFERENCE		FEATURES	O / I LEVEL	ATA	LABEL	WEIGHT	SIZE	TYPE APPLICABILITY
<b>350A91003503</b> <b>Aerotransport Dummy Gear</b>		Device to transport cabin in Boeing 707 Dc8	I	63-20		58 (kg)	1,59 x 2,04 x 0,4 (m)	AS355, AS555
<b>350A91270005</b> <b>Transmission Shaft Support</b>		Device for tail gear shaft transportation Conceived for tail boom removed	I	65-10		15 (kg)	1,2 x 0,6 x 0,07 (m)	AS355, AS555
<b>350A91338000</b> <b>Tail Gear Box Support</b>		Device to perform operations on tail gear box in shop or for transportation Sheet metal support (square shape) including screws and nuts	I	65-20		2,6 (kg)	0,305 x 0,2 x 0,28 (m)	H130




## Access ramps <

### DESCRIPTION

Equipment conceived to load the helicopter into a cargo compartment for helicopter shipment.

REFERENCE		FEATURES	O / I LEVEL	ATA	LABEL	WEIGHT	SIZE	A/C TYPE APPLICABILITY
<b>703A91070501</b> <b>Transall Access Ramp</b>		Capacity: 1000 daN Requiring 2/helicopter	I	07-50		30 (kg)	2,5 x 0,355 (m)	AS350, AS355, AS550, AS555, EC120, H130
<b>703A91070001</b> <b>Launching Ramp</b>		Conceived for Transall boarding Metallic ramp with adaptation hooks Capacity: 2000 daN	O/I	14-00		58 (kg)	2,5 x 0,55 x 0,105 (m)	AS332, AS355, AS532, AS555, H225, H225M, SA330
<b>703A91070100</b> <b>Ramp Extension Chock</b>		Consists of chock articulated in 2 parts Material: Dural Conceived for Antonov boarding	I	14-00		21 (kg)	2,6 x 0,3 x 0,1 (m)	AS332, AS350, AS355, AS365, AS365, AS366, AS532, AS550, AS555, AS565, EC120, H155, H175, H225, H225M, SA330





Infrastructure






## Mobile shelters <

### DESCRIPTION

Equipment required to protect the staff and material during maintenance tasks.

REFERENCE		FEATURES	O / I LEVEL	ATA	LABEL	WEIGHT	SIZE	A/C TYPE APPLICABILITY
AB SH-1310 AERO-BULLE		AERO-BULLE is a mobile shelter having a quick and easily transferable installation protecting helicopter and/or materials. This complete solution consists of a galvanized steel structure covered with polyester fabric coated with PVC. Options: air conditio	I	10-00			18,6 x 13,2 x 4,6 (m)	AS350, EC120, EC635, H135, H145, H145M, H175

# Containers and Cases





## Wooden cases for blade <

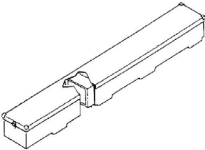
### DESCRIPTION

Specific cases designed to transport blade safely.

REFERENCE		FEATURES	O / I LEVEL	ATA	LABEL	WEIGHT	SIZE	A/C TYPE APPLICABILITY
<b>350A91120001</b> <b>Tail Blades</b> <b>Aerotransport Case</b>		Wooden case Including a cushion system Ethafom	I	64-10		31 (kg)	1,885 x 0,336 x 0,335 (m)	AS350, AS355, AS550, AS555
<b>350A91110001</b> <b>3 Blades</b> <b>Aerotransport Case</b>		Device conceived for aerotransport of 3 main blades	I	62-10		90 (kg)	4,87 x 0,48 x 0,38 (m)	AS350
<b>350A96112000</b> <b>1 Blade Wooden Case</b>		Device for short term transportation by sea, air or road (Type b2r) Hermetic Including enclosure and internal blocking	I	62-10		81 (kg)	5 x 0,6 x 0,26 (m)	AS350
<b>350A96120001</b> <b>Tail Blades Wooden Case</b>		Device for transportation by sea, air or road (Type b2r) 1 year storage maximum Including internal blocking and wetness indicator Hermetic	O/I	64-10		50 (kg)	2,07 x 0,48 x 0,41 (m)	AS350, AS355, AS550, AS555
<b>350A96112200</b> <b>1 Blade Wooden Case</b>		Device for short term transportation (Type b1) Polyurethane foam container including internal blocking Hermetic	I	62-10		80 (kg)	5,1 x 0,5 x 0,32 (m)	AS350
<b>350A96112300</b> <b>3 Main Baldes</b> <b>Wooden Case</b>		Device for short term transportation by sea, air or road (Type b1) Hermetic Including enclosure and internal blocking and wetness indicator Gerbable	I	62-10		200 (kg)	5,17 x 0,606 x 0,55 (m)	AS350
<b>350A96371500</b> <b>Mast Wooden Case</b>		Device for transportation of mast by air, sea and road (Type b2r) 1 year storage maximum Including wetness indicator Hermetic	O/I	62-20		3 (kg)	1,35 x 0,79 x 0,79 (m)	AS350, AS355, AS550, AS555, H130
<b>355A91114001</b> <b>3 Blades Wooden Case</b>		Conceived for aerotransport Including cushion system	I	62-10		95 (kg)	4,87 x 0,512 x 0,383 (m)	AS350, AS355, AS550, AS555, H130



## Wooden cases for blade <

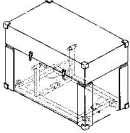
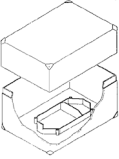
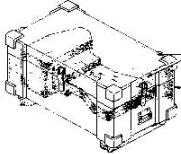

REFERENCE		FEATURES	O / I LEVEL	ATA	LABEL	WEIGHT	SIZE	TYPE APPLICABILITY
<b>350A96112100</b> <b>3 Blades Wooden</b> <b>Case</b>		Device for short term transportation by sea, air or road (Type b2r) Hermetic Including enclosure and internal blocking	I	62-10		200 (kg)	5 x 0,6 x 0,55 (m)	AS350



## Cases for Main/Tail Rotor Head/Main/Tail Gear Box <

### DESCRIPTION

Specific cases designed to store or transport safely the Main Rotor Head, Tail Rotor Head, Main Gear Box, Tail Gear Box etc.

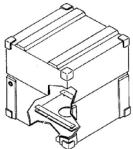

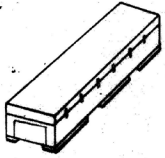

REFERENCE		FEATURES	O / I LEVEL	ATA	LABEL	WEIGHT	SIZE	A/C TYPE APPLICABILITY
<b>355a96544000</b> <b>Allison c20e</b> <b>Turboshaft</b> <b>Powerplant Wooden</b> <b>Case</b>		Device for transportation of turboshaft powerplant equipped by air, sea and road (type B2R) 1 year of storage maximum Hermetic Including cushion system and wetness indicator	O/I	72-00		0,095 (kg)	1,36 x 1 x 0,86 (m)	AS355, AS555
<b>8814401000</b> <b>Arriel Case</b>		Consists of wooden laminated case Including: 1 internal cushion and 1 support C3r1 type case	I	62-00		80 (kg)	3 x 1 x 1,2 (m)	AS350, AS365, AS565, H130, H155
<b>350A96330000</b> <b>Tail Gear Box/Tail</b> <b>Rotor Wooden Case</b>		Device for transportation of Tail Gear Box and Tail Rotor by air, sea and road (Type b2r) Including cushion system and wetness indicator	O/I	65-20		30 (kg)	0,85 x 0,48 x 0,55 (m)	AS350, AS355, AS550, AS555
<b>350A96321500</b> <b>Main Gear Box</b> <b>Wooden Case</b>		Device for transportation of Main Gear Box and bevel gear by air, sea and road (Type b2r) 1 year storage maximum Including wetness indicator Hermetic	O/I	63-20		80 (kg)	0,7 x 0,65 x 0,93 (m)	AS350, AS550, H130



## Containers for blade <

### DESCRIPTION

Specific containers designed for long-term storage or to transport blade safely.




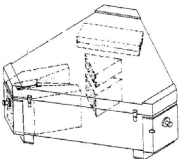
REFERENCE		FEATURES	O / I LEVEL	ATA	LABEL	WEIGHT	SIZE	A/C TYPE APPLICABILITY
<b>350A96111300</b> <b>1 Blade Metallic Container</b>		Device for short term transportation by sea, air or road Hermetic container Including metal enclosure and foam cushion system	I	62-10		100 (kg)	5 x 0,57 x 0,325 (m)	AS350
<b>355A96116000</b> <b>1 Main Blade Wooden Container</b>		Device for transportation by plane, sea or road (Type b2r) Short term storage Reusable Hermetic Including 1 cushion system	I	62-10		50 (kg)	5 x 0,6 x 0,26 (m)	AS350, AS355, AS550, AS555, H130
<b>355A96116100</b> <b>3 Main Blades Container</b>		Device for transportation by air, sea and road Short-term storage Hermetic Including enclosure and internal blocking	I	62-10		120 (kg)	5 x 0,6 x 0,55 (m)	AS350, AS355, AS550, AS555, H130
<b>703A96110000</b> <b>3 Main Blades Container</b>		Device to transport and store main blades Hermetic Reusable (50 transports) Maximum 1 year storage	I	62-00		55 (kg)	4,875 x 0,497 x 0,571 (m)	AS350, AS355, AS550, AS555, EC120, H130



## Containers for Main/Tail Rotor Head/Main/Tail Gear Box <

### DESCRIPTION

Specific containers designed for long-term storage or to transport in hermetic conditions Main Rotor Head, Tail Rotor Head, Main Gear Box or Tail Gear Box, etc.

REFERENCE	FEATURES	O / I LEVEL	ATA	LABEL	WEIGHT	SIZE	A/C TYPE APPLICABILITY
<b>X652P6206101</b> <b>TGB H130</b> <b>CONTAINER</b> 	This GSE is used for the protection of the TGB in order to avoid damage during transportation.	I	65-20		66 (kg)	0,8 x 0,8 x 0,9 (m)	H130
<b>X652P6205101</b> <b>CONTAINER TGB</b> <b>H125/355</b> 	This GSE is used for the protection of the TGB in order to avoid damage during transportation.	I	65-20		69 (kg)	1 x 0,8 x 0,9 (m)	AS350, AS355, AS550, AS555, H125, H125M
<b>X632P6021101</b> <b>MGB/MM Ecureuil</b> <b>container</b> 	This GSE is used to allow the support and the protection of the MGB in order to avoid damage during transportation.	I	63-20		400 (kg)	1,6 x 1,4 x 1,2 (m)	AS350, AS355, AS550, AS555, H125, H130
<b>350A96310000</b> <b>Main Rotor Hub</b> <b>Wooden Case</b> 	Device for transportation by sea, air or road (Type b2r) 1 year storage maximum Including cushion system and wetness indicator Hermetic	O/I	62-20		200 (kg)	1,35 x 1,35 x 0,AS555 (m)	AS350, AS355, AS550, AS555, H130



Extractors, guides and  
calibrated wrenches





## Simple extracting or installing tools <








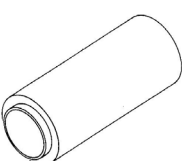

### DESCRIPTION

Simple tools designed to facilitate extraction or installation of various parts of the helicopter.

REFERENCE		FEATURES	O / I LEVEL	ATA	LABEL	WEIGHT	SIZE	A/C TYPE APPLICABILITY
<b>350A93372320</b> <b>Casing Seal Hafting</b>		Device to haft seal on upper casing Consists of tappet	I	63-20		4,22 (kg)	0,15 x 0,15 x 0,056 (m)	AS350, AS355, AS550, AS555, H130
<b>350A93322400</b> <b>Bearing/Box Hafting Tool</b>		Device to haft box equipped with bearing on planetary gear	I	63-20		6,9 (kg)	0,165 x 0,16 x 0,118 (m)	AS350, AS355, AS550, AS555, H130
<b>350A93530000</b> <b>Fan Extractor</b>		Consists of jaw puller	I	63-20		0,1 (kg)	0,03 x 0,03 x 0,02 (m)	AS350, AS355, AS550, AS555, H130
<b>703A93002100</b> <b>Nut Retainer Exchange</b>		Device to extract and install nut retainer SHUR-LOCK M16 on output shaft of main gearbox casing Consists of screw-type puller with support washer	I	65-20		0,1 (kg)	0,046 x 0,026 x 0,023 (m)	AS350, AS365, AS366, AS550, AS565, H130, H155
<b>350A93330600</b> <b>Tail Gear Box Extractor</b>		Device to extract seal on Tail Gear Box input	I	65-20		0,27 (kg)		AS350, AS550
<b>365A93311101</b> <b>Spin Table Bearings Extractor</b>		Including: stand and metallic dolly	I	62-30		3,8 (kg)	0,279 x 0,279 x 0,06 (m)	AS350, AS355, AS365, AS365, AS366, AS550, AS555, AS565, H130, H155, SA360
<b>350A93350500</b> <b>Gimbal Axis Extractor</b>		Device to extract gimbal axis of Main Gear Box/Turboshaft Powerplant connection	I	63-20		0,07 (kg)	0,079 x 0,028 x 0,028 (m)	AS350, AS550, H130
<b>350A93350000</b> <b>Hydraulic Pump Pulley Bearing Exchange</b>		Device to haft and extract bearing hydraulic pump	I	29-00		0,16 (kg)	0,056 x 0,056 x 0,049 (m)	AS350, AS550



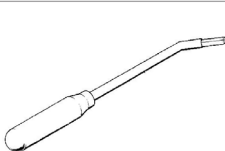
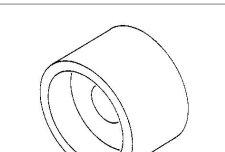


## Simple extracting or installing tools <

REFERENCE		FEATURES	O / I LEVEL	ATA	LABEL	WEIGHT	SIZE	TYPE APPLICABILITY
<b>350A93372201</b> <b>Upper Bearing Exchange</b>		Device to haft and extract exterior ring of mast upper bearings Locating pin in dural	I	62-30		2 (kg)	0,215 x 0,218 x 0,1 (m)	AS350, AS355, AS550, AS555, H130
<b>350A93322100</b> <b>Bearing/Box Exchange</b>		Device for exchange and haft bearing Locating pin and support	I	62-30		11 (kg)	0,23 x 0,23 x 0,08 (m)	AS350, AS355, AS550, AS555, H130
<b>350A93332300</b> <b>Stationary Star/Spin Table Hafting</b>		Device to assemble/torque parts of stationary star and haft stationary star on spin table of Tail Rotor Consists of support plate with axle and sliding jaws	I	64-20		1,92 (kg)	0,15 x 0,12 x 0,41 (m)	AS350, AS355, AS550, AS555
<b>350A93371300</b> <b>Stationary Star/Spin Table Dolly</b>		Device to assemble spin table equipped with bearing on stationary star Consists of dolly with locating pin	I	62-30		4 (kg)	0,295 x 0,295 x 0,022 (m)	AS350, AS355, AS550, AS555, H130
<b>350A93371200</b> <b>Spin Table Bearings Dolly</b>		Device to assemble bearing on spin table Consists of hafting dolly and support	I	62-30		8,1 (kg)	0,342 x 0,34 x 0,066 (m)	AS350, AS355, AS550, AS555, H130
<b>350A93371000</b> <b>Spin Table Extractor</b>		Device to extract spin table from stationary star Consists of dolly and support	I	62-30		7,4 (kg)	0,3 x 0,278 x 0,12 (m)	AS350, AS355, AS550, AS555, H130
<b>350A93322300</b> <b>Bearing/Box Extractor</b>		Device to extract box equipped with bearing of planetary gear Support with pressure screw and extraction washer	I	63-20		8,4 (kg)	0,216 x 0,216 x 0,102 (m)	AS350, AS355, AS550, AS555, H130
<b>350A93350120</b> <b>Hydraulic Pump Pulley Extractor</b>		Consists of light alloy tube	I	29-00		0,006 (kg)		AS350, AS550
<b>350A93720002</b> <b>Compressor Belt Exchange</b>		Device to install and remove the belt on the pulley Including: 1 aluminum bell to fit the compressor belt onto its pulleys and 2 flanges	O/I	21-00		1,71 (kg)	0,27 x 0,246 x 0,124 (m)	H130



## Simple extracting or installing tools <

REFERENCE		FEATURES	O / I LEVEL	ATA	LABEL	WEIGHT	SIZE	TYPE APPLICABILITY
<b>350A93323000</b> <b>Brace Extractor</b>		Device to extract power take-off pad brace of accessories box Equipped with claws	I	63-20		0,3 (kg)	0,052 x 0,0402 x 0,0402 (m)	AS350, AS550
<b>350A93341000</b> <b>Transmission Shaft Bearing Hafting Shell</b>		Consists of protective shell	I	65-10		0,2 (kg)	0,085 x 0,033 x 0,033 (m)	AS350, AS355, AS550, AS555, H130
<b>350A93340500</b> <b>Transmission Shaft Bearing Exchange</b>		Consists of threaded half-buckets	I	65-10		1,65 (kg)	0,1199 x 0,09 x 0,09 (m)	AS350, AS355, AS550, AS555
<b>350A93323200</b> <b>Seal Holder/Seal Extractor</b>		Device to haft and extract seal and seal holder of accessories box Pusher and support	I	63-20		0,5 (kg)	0,047 x 0,044 x 0,044 (m)	AS350, AS550, H130
<b>350A9332200</b> <b>Double Seal/Cap Hafting</b>		Device to haft the double-lip seal and ring in Tail Rotor cap Including cup, stand and pressure screw	I	64-20		0,41 (kg)	0,09 x 0,08 x 0,05 (m)	AS350, AS355, AS550, AS555
<b>330A93340300</b> <b>Intermediate Gearbox Seal Exchange</b>		Support cup and metallic thruster	I	65-30		2 (kg)	Diameter 0,05 x 0,1 (m)	AS332, AS350, AS355, AS365, AS532, AS550, AS555, AS565, H130, H155, H225, H225M, SA330
<b>355A93044000</b> <b>Operculum Exchange</b>		Device to remove operculum of dashboard	I	25-00		0,2 (kg)	0,16 x 0,03 x 0,03 (m)	AS350, AS355, AS550, AS555
<b>350A93323320</b> <b>Seal Holder Hafting Tool</b>		Device to haft seal holder of take-off pad of accessories box Locating pin and support	I	65-30		0,5 (kg)	0,04 x 0,04 x 0,05 (m)	AS350, AS550, H130
<b>350A9332600</b> <b>Double Seal/Cap Extractor</b>		Device to extract the double-lip seal of Tail Rotor stationary star cap Screw-type puller with 2 cups	I	64-20		0,85 (kg)	0,126 x 0,114 x 0,062 (m)	AS350, AS355, AS550, AS555



## Simple extracting or installing tools <

REFERENCE		FEATURES	O / I LEVEL	ATA	LABEL	WEIGHT	SIZE	TYPE APPLICABILITY
<b>355A93314000</b> <b>Hub Ball joint</b> <b>Extractor</b>		Extractor with sleeve and push-axis	I	62-20		0,35 (kg)	0,15 x 0,075 x 0,03 (m)	AS350, AS355, AS365, AS366, AS550, AS555, AS565
<b>350A93323100</b> <b>Seal Holder Extractor</b>		Device to extract seal holder and seal ring of accessories box Claws support and traction bolt	I	63-20		1,1 (kg)	0,113 x 0,07 x 0,055 (m)	AS350, AS550, H130
<b>350A93332500</b> <b>Bearings Seal/ Stationary Star</b> <b>Extractor</b>		Device to extract bearings and simple-lip seal of Tail Rotor stationary star Screw-type puller with 2 cups	I	64-20		0,61 (kg)	0,1 x 0,094 x 0,058 (m)	AS350, AS355, AS550, AS555
<b>350A93320600</b> <b>Mounting seal and</b> <b>ring MGB</b>		This GSE contains 3 parts: - 1 Tool seal and ring MGB - 1 Arm protection - 1 Tapered plu	I	63-20		1,62 (kg)	85 x 75 x 85 (mm)	AS350, AS355, AS550, H130
<b>355A93344600</b> <b>Fan Shaft Installation</b>		Device to haft fan shaft in thrust bearings Including: 1 locating pin and 1 dolly	I	63-20		1,2 (kg)		AS355, AS555
<b>355A93324000</b> <b>Nut Retainer Stalock</b> <b>m50 Extractor</b>		Screw-type puller and flyweights	I	05-00		1 (kg)	0,137 x 0,064 x 0,064 (m)	AS355, AS555
<b>350A93332000</b> <b>Bearings Seal/ Stationary Star</b> <b>Hafting</b>		Device to haft seal and bearings in stationary star of Tail Rotor Including cup, stand and pressure screw	I	64-20		1,1 (kg)	0,121 x 0,112 x 0,087 (m)	AS350, AS355, AS550, AS555
<b>355A93324200</b> <b>Flange Rotor Brake</b> <b>Extractor</b>		Including: specific screw and washer support	I	62-20		0,7 (kg)	0,124 x 0,115 x 0,101 (m)	AS355, AS555
<b>355A93325100</b> <b>Inlet Flange Extractor</b>		Device to extract inlet flanges on accessory module	I	63-20		0,5 (kg)	0,089 x 0,078 x 0,061 (m)	AS355, AS555




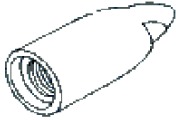



## Simple extracting or installing tools <

REFERENCE		FEATURES	O / I LEVEL	ATA	LABEL	WEIGHT	SIZE	TYPE APPLICABILITY
<b>350A93331803</b> <b>Spin Table/Stationary Star Extractor</b>		Conceived for short or long shaft Locating pin and support	I	64-20		6 (kg)	0,103 x 0,07 x 0,252 (m)	AS350, AS355, AS550, AS555
<b>350A93320400</b> <b>Flange Extractor</b>		Device to extract flange	I	63-50		0,62 (kg)	0,109 x 0,109 x 0,063 (m)	AS350, AS550, H130
<b>355A93325400</b> <b>Seal Extractor</b>		Device to haft and extract inlet seals of accessory module Including locating pin and dolly	I	63-20		0,6 (kg)	0,055 x 0,088 x 0,088 (m)	AS355, AS555
<b>350A93320200</b> <b>Power Take-off Seal Exchange</b>		Device to exchange seal of Main Gear Box power take-off pad	I	63-20		0,44 (kg)	0,116 x 0,065 x 0,058 (m)	AS350, AS550, H130
<b>355A93325620</b> <b>Free Wheel Shaft Dolly</b>		Device to extract the free wheel shaft and haft bearings on free wheel in accessory module pinion	I	63-20		0,12 (kg)		AS355, AS555
<b>350A93331300</b> <b>Ball joint Exchange</b>		Consists of push button with reversible sockets	I	64-20		0,75 (kg)	0,04 x 0,05 x 0,05 (m)	AS350, AS355, AS550, AS555
<b>350A93331203</b> <b>Ring Exchange</b>		Device to haft or extract laminated ring on hub body Consists of extraction ring with positioning sheet metal	I	65-20		0,85 (kg)	0,13 x 0,06 x 0,06 (m)	AS350, AS355, AS550, AS555
<b>350A93330800</b> <b>Seal/Seal Holder Exchange</b>		Device to extract or assemble magnetised ring on seal holder Steel body	I	65-20		0,39853 (kg)	0,08 x 0,074 x 0,061 (m)	AS350, AS355, AS550, AS555
<b>355A93344520</b> <b>Fan Bearing Hafting</b>		Consists of locating pin	I	63-20		0,2 (kg)		AS355, AS555



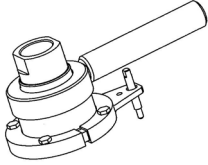








## Simple extracting or installing tools <

REFERENCE		FEATURES	O / I LEVEL	ATA	LABEL	WEIGHT	SIZE	TYPE APPLICABILITY
<b>355A93325300</b> <b>Seal Holder Extractor</b>		Device to extract the seal holder of accessory module Extractor with removable claws and support	I	63-20		1,1 (kg)	0,098 x 0,098 x 0,085 (m)	AS355, AS555
<b>C652G3104201</b> <b>Tail Gear Box Extraction Screw</b>		Consists of screw with hexagonal head	I	65-20			0,065 x 0,009 (m)	EC120, H130
<b>703A93021620</b> <b>Short Centering Shell</b>		Device to haft fixation screw of tail servo-control Shell type: m6x1	I	53-50		0,1 (kg)	0,02 x 0,008 x 0,008 (m)	AS355, AS555
<b>C632G3018101</b> <b>Conical housing mast bearing tool</b>		Device is used to extract H120 conical housing mast bearing	I	63-20		0,5 (kg)	0,3 x 0,249 x 0,199 (m)	H120
<b>350A93330900</b> <b>Flange Extractor</b>		Device to extract Tail Gear Box/ transmission flange	I	64-20		0,7 (kg)	0,124 x 0,124 x 0,112 (m)	AS350, AS355, AS550, AS555
<b>350A94325000</b> <b>Pulleys Centre Distance Check</b>		Device to adjust centre distance between compressor and Main Gear Box pulley	I	21-10		1 (kg)	0,326 x 0,3 x 0,105 (m)	H130
<b>350A93128000</b> <b>Tail Blades Ring Exchange</b>		Device to haft or extract laminated rings on tail mechanic hub Consists of percussion tooling	I	64-10		0,13 (kg)	0,08 x 0,03 x 0,06 (m)	EC120, H130
<b>350A93338001</b> <b>Tail Gear Box Seal Inlet Exchange</b>		Device to install and remove threaded seal inlet of Tail Gear Box Consists of mechanical components set interfacing with Tail Gear Box	I	65-20		1 (kg)	0,111 x 0,1 x 0,098 (m)	H130
<b>350A93338100</b> <b>Inlet Flange Cap Hafting Tool</b>		Device to haft elastomer cap in inlet flange Consists of hafting shell and centring device with recovery on inlet flange	I	65-20		0,4 (kg)	0,13 x 0,05 x 0,05 (m)	H130





## Simple extracting or installing tools <

REFERENCE		FEATURES	O / I LEVEL	ATA	LABEL	WEIGHT	SIZE	TYPE APPLICABILITY
<b>350A93338200</b> <b>Tail Gear Box Outlet Seal Exchange</b>		Device to install and remove Tail Gear Box outlet threaded seal Consists of mechanical components set	I	65-30		2 (kg)	0,195 x 0,1 x 0,07 (m)	H130
<b>350A93338400</b> <b>Control Rod Support</b>		Device to remove or install bearings of control rod Consists of metallic support	I	65-20		1,75 (kg)	0,115 x 0 x 0,13 (m)	H130
<b>350A93338500</b> <b>Control Rod/Bearing Extractor</b>		Consists of extraction shell	I	65-20		1,2 (kg)	0,045 x 0,11 (m)	H130
<b>350A93338600</b> <b>Control Rod/Bearing Hafting Tool</b>		Consists of hafting shell and washer support	I	65-20		1,3 (kg)	0,045 x 0,11 (m)	H130
<b>355A93344400</b> <b>Bearings Fan Extractor</b>		Including: 1 dolly, 2 claws and 1 locating pin	I	63-20		1,1 (kg)	0,129 x 0,031 x 0,029 (m)	AS355, AS555
<b>350A93320320</b> <b>Seal Assembly Tool</b>		Device to haft seal and ring of power take-off pad of Main/Tail Gear Box	I	63-20		1,25 (kg)	0,075 x 0,074 x 0,074 (m)	AS350, AS550, H130
<b>350A93332100</b> <b>Double Seal/Ring Hafting Device</b>		Device to haft the double-lip seal on Tail Rotor ring Including 2 fool proof washers and hafting guide	I	64-20		1,47 (kg)	0,2 x 0,2 x 0,008 (m)	AS350, AS355, AS550, AS555
<b>350A93330700</b> <b>Tail Gear Box Seal Holder Extractor</b>		Device to extract the magnetic seal holder on Tail Gear Box input Screw-type puller	I	65-20		0,33 (kg)	0,067 x 0,054 x 0,054 (m)	AS350, AS355, AS550, AS555
<b>350A93320100</b> <b>Power Take-off Ring Extractor</b>		Device to exchange seal ring holder on Main Gear Box power take-off shaft pad	I	63-20		0,5 (kg)	0,085 x 0,068 x 0,068 (m)	AS350, AS550, H130





## Simple extracting or installing tools <

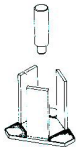
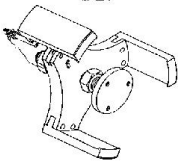


REFERENCE		FEATURES	O / I LEVEL	ATA	LABEL	WEIGHT	SIZE	TYPE APPLICABILITY
<b>350A93331720</b> <b>Locating Pin</b>		Device to haft seals of Tail Rotor Control Plate	I	65-30		0,25264 (kg)	0,095 x 0,065 x 0,065 (m)	AS350, AS355, AS550, AS555
<b>703A93020620</b> <b>Centering Thimble</b>		Device used as a guide	I	67-00		0,2 (kg)	0,02 x 0,02 x 0,05 (m)	ALOUETTE, AS332, AS350, AS355, AS532, AS550, AS555, EC120, GAZELLE, H130, H155, H225, H225M, SA330



## Complex/Calibrated extracting or installing tools <


### DESCRIPTION


Elaborated tools designed to facilitate extraction or installation of parts of the helicopter with defined measurement or calibration value.

REFERENCE	FEATURES	O / I LEVEL	ATA	LABEL	WEIGHT	SIZE	A/C TYPE APPLICABILITY
<b>350A93332400</b> <b>Stationary Star/ Spin</b> <b>Table Extractor</b>	 <p>Device to extract the stationary star from spin table of Tail Rotor Stand equipped with 3 swivelling claws and pressure screw</p>	I	64-20		6,75 (kg)	0,407 x 0,146 x 0,136 (m)	AS350, AS355, AS550, AS555
<b>355A93344300</b> <b>Fan Axle Extractor</b>	 <p>Consists of support and drift</p>	I	63-20		3,4 (kg)		AS355, AS555
<b>355A93325800</b> <b>Air Conditioning Seal</b> <b>Holder Exchange</b>	 <p>Including 3 claws whose 1 removable and 1 central screw</p>	I	21-00		1,4 (kg)		AS355, AS555
<b>350A93350200</b> <b>TDL bearing press</b>	 <p>GSE is used for mounting of the bearings along the H/C Transmission shaft</p>	I	65-10	CE	3,7 (kg)	0,3 x 0,26 x 0,14 (m)	H125, H125M
<b>355A93354501</b> <b>Connecting Shaft</b> <b>Extractor</b>	 <p>Device to extract stud stop and connecting shaft Main Gear Box/ Turboshift Powerplant Consists of screw-type puller</p>	I	63-20		1,7 (kg)		AS355, AS555
<b>350A93370001</b> <b>Mast/Casing Extractor</b>	 <p>Device to extract mast/casing</p>	I	62-20		2,8 (kg)	0,39 x 0,17 x 0,094 (m)	AS350, AS355, AS550, AS555, H130
<b>350A93330302</b> <b>Hub Body Extractor</b>	 <p>Device to remove Tail Rotor and transmission shaft Hub Body Including base, flange with support and 2 screws</p>	I	64-00		1,1 (kg)	0,034 x 0,034 x 0,03 (m)	AS350, AS355, AS550, AS555
<b>350A93372500</b> <b>Mast Flange Exchange</b>	 <p>Device to haft or extract flange equipped on Main Rotor Mast Including: 1 tube, 2 guides, 1 bell and 1 tappet</p>	I	62-20		2,335 (kg)	1,271 x 0,09 x 0,09 (m)	AS350, AS355, AS550, AS555, H130



## Complex/Calibrated extracting or installing tools <

REFERENCE		FEATURES	O / I LEVEL	ATA	LABEL	WEIGHT	SIZE	TYPE APPLICABILITY
<b>350A93348000</b> <b>Shaft Transmission</b> <b>Bearing Exchange</b>		Including: 1 extraction plate, 1 anchor plate, 2 guiding rods, 1 distributing plate and 2 half shells	I	65-10		4 (kg)	0,16 x 0,16 x 0,19 (m)	H130



Testing, measurement and  
maintenance tools, benches



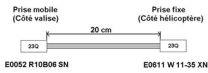




## Connectors, cables, electrical and IT adaptors <

### DESCRIPTION

Electrical cables and associated interfaces enabling to conduct several kind of tests with flexibility.


REFERENCE		FEATURES	O / I LEVEL	ATA	LABEL	WEIGHT	SIZE	A/C TYPE APPLICABILITY
<b>703A97670600</b> <b>Hoist Squib Cable Test</b>		Device to measure squib resistance Consists of electrical cabling enabling connection of miliohmmeeter to hoist squib	I	25-60	CE	0,08312 (kg)	0,73 x 0,006 x 0,006 (m)	AS332, AS350, AS355, AS365, AS365, AS366, AS532, AS550, AS555, AS565, H130, H155
<b>C2205KG7A5</b> <b>Electrical Converter 110/220V</b>		Device to transform 110V to 220V and 220v to 110V Including: 1 box with electrical connection cord 500W	O	24-40	CE	19 (kg)	0,31 x 0,21 x 0,25 (m)	AS332, AS350, AS355, AS365, AS532, AS550, AS555, AS565, EC120, EC635, H130, H135, H155, H225, H225M, SA330
<b>350A97000500</b> <b>Harness Adaptor</b>		Device is used to perform several tests on: fuel flow, NG/NR, NTL, T4, couplemeter, tension, frequency, filings detection, alarm etc Adaptor (20 cm) to connect to B3/ B4 harness	I	24-30		0,05 (kg)	0,28 x 0,035 (m)	H130



## Cutoff boxes <

### DESCRIPTION

Electrical test equipment enabling to support integration testing, expedite maintenance and to streamline the troubleshooting process on the system and subsystem by simplifying the access to test signals.

REFERENCE	FEATURES	O / I LEVEL	ATA	LABEL	WEIGHT	SIZE	A/C TYPE APPLICABILITY
<b>X313P7001101</b> <b>Kit CVFDR L3COM</b> <b>LDR</b>	CVFDR check and downloading for LDR	O/I	31-30				H130
<b>On Request</b> <b>Cutoff Box</b> 	Cutoff box is used to split an electric multicable line into several compound connectors. It is designed to streamline the wiring system of electronic devices and to simplify troubleshooting problems. It is customized according to Helicopter configuratio	O/I	XX-XX				ALOUETTE, AS332, AS350, AS355, AS365, AS366, AS532, AS550, AS555, AS565, EC120, EC130, EC135, EC145, EC155, EC225, EC635, EC725, GAZELLE, H135, H145, H145M, H160, H175, SA330, SA360, SUPER-FRELON



## Electrical test cases <

### DESCRIPTION


Devices designed for monitoring or generating command and signal.

REFERENCE	FEATURES	O / I LEVEL	ATA	LABEL	WEIGHT	SIZE	A/C TYPE APPLICABILITY
<b>703A97670905</b> <b>Cartridge Floatation</b> <b>Gear Switch</b> 	Including: electrical cable, switch and specific connectors	I	95-60	CE	0,15 (kg)	0,098 x 0,076 x 0,059 (m)	AS332, AS350, AS355, AS365, AS366, AS532, AS550, AS555, AS565, EC120, EC130, EC155, EC225, EC725
<b>FM84-67-10-00</b> <b>Trim Actuator Test</b> <b>Suitcase</b> 	Device to check and adjust trim actuator Including switch, light and 2 harnesses	I	34-20	CE	1,7 (kg)	0,3 x 0,08 x 0,38 (m)	AS350, AS355, AS550, AS555
<b>703A97670801</b> <b>Fire Cartridge Squib</b> <b>Adaptor</b> 	Device used to measure the impedance of the cartridge Including: electrical cable, switch and specific connectors	O	26-00	CE	0,24 (kg)	0,098 x 0,075 x 0,06 (m)	AS332, AS350, AS355, AS532, AS550, AS555, AS565, EC130, EC225, EC725, H175
<b>CEL99-22-10-00</b> <b>Radio-Altimeter</b> <b>Simulator Test Case</b> 	Device to simulate data delivered by radioaltimeter AHV16 Including: electronic box and extension	O/I	22-10				AS332, AS350, AS355, AS365, AS532, AS550, AS555, AS565, EC120, EC130, EC155, EC225, EC725, SA330
<b>DPI610-2361</b> <b>Portable Aircraft Leak</b> <b>Tester for pitot probe</b> 	Device used to test air and Glycol pressure switch of emergency spraying system	O/I	34-11		3 (kg)	0,3 x 0,17 x 0,14 (m)	AS332, AS350, AS355, AS365, AS366, AS532, AS550, AS555, AS565, EC120, EC130, EC155, EC225, EC725, GAZELLE, SA330, SA360
<b>703A97000105</b> <b>Ground Test Suitcase</b> 	Device to perform several tests such as fuel flow, NG/NR, T4, torquemeter, voltage, frequency, alarm test, filings detection...		24-30	CE	13 (kg)	0,48 x 0,24 x 0,34 (m)	AS350, EC120, EC130
<b>2998970</b> <b>Digital Manometer</b> 	Including: pressure sensor, electrical cord and digital reader		95-60	CE			AS332, AS350, AS355, AS365, AS366, AS532, AS550, AS555, AS565, EC120, EC130, EC155, EC225, EC725





## Electrical test cases <


REFERENCE	FEATURES	O / I LEVEL	ATA	LABEL	WEIGHT	SIZE	TYPE APPLICABILITY
<b>703A97670500</b> <b>Cartridge Test Case</b> 	Device to measure and control squib (5mA maximum) Including: 1 milli-ohmmeter M210 used to measure the impedance of all cartridges and test leads Current measurement: 5 mA Including: 5 standard cells (1,5 Volts. R6), 1 technical document and 1 bag	O/I	67-70	CE	2 (kg)	0,2 x 0,05 x 0,2 (m)	AS332, AS350, AS355, AS365, AS366, AS532, AS550, AS555, AS565, EC120, EC130, EC155, EC225, EC725, H175, SA330



## Control and Measuring tools <

### DESCRIPTION

Equipment designed for various applications from non-contact to contact voltage and continuity detection, open jaw current etc.

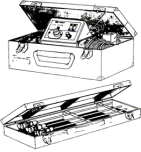
REFERENCE		FEATURES	O / I LEVEL	ATA	LABEL	WEIGHT	SIZE	A/C TYPE APPLICABILITY
<b>703A94000300</b> <b>Electronic</b> <b>Inclinometer</b>		Angle measurement between +45	O/I	00-40		0,38 (kg)	0,1 x 0,075 x 0,03 (m)	AS332, AS350, AS355, AS365, AS366, AS532, AS550, AS555, AS565, EC120, GAZELLE, H130, H155, H225, H225M, SA330, SA360



## Endoscopes <

### DESCRIPTION

Equipment designed to inspect pipes in the helicopter systems to prevent or identify obstruction or damages.






REFERENCE		FEATURES	O / I LEVEL	ATA	LABEL	WEIGHT	SIZE	A/C TYPE APPLICABILITY
<b>FORTAR4420</b> <b>Endoscope Kit</b>		Device to check Main Gear Box, Tail Gear Box and Arriel Turboshaft Powerplant Including: 1 component with voltage 150W - 24 to 28V and 3 rods	O/I	63-20	CE	1 (kg)	0,277 x 0,367 (m)	AS350, AS365, AS366, AS550, AS565, H130, H155



## Vibrations adjustment tools <


### DESCRIPTION

Equipment designed to lead vibrational balancing for rotor and cabin.

REFERENCE	FEATURES	O / I LEVEL	ATA	LABEL	WEIGHT	SIZE	A/C TYPE APPLICABILITY
<b>703A97720900</b> <b>AVCS Troubleshooting Tool</b>	 Device to load and analyze the AVCS Suitcase including: 1 RJ45 cord, 1 CD including LORD software		xx-xx	CE	0,12056 (kg)	3,03 x 0,006 x 0,006 (m)	EC130
<b>703a94320011</b> <b>Steady Control 1/2</b>	 This device is used for anti-vibrator adjustment to complete Steady Control Absorber function.	O/I	18-00	CE	2,715 (kg)	0,262 x 0,132 x 0,086 (m)	AS350, AS355, AS550, AS555, EC120, EC130
<b>703a94320001</b> <b>Steady Control</b>	 Device to perform dynamic balancing of rotating main/tail rotors Including: 2 suitcases		18-00	CE	5,8 (kg)	0,258 x 0,113 x 0,086 (m)	AS332, AS350, AS355, AS365, AS366, AS532, AS550, AS555, AS565, EC120, EC130, EC155, EC225, EC725, GAZELLE, H175, SA330
<b>350A94328001</b> <b>Steady Control Kit</b>	 Device to complete Steady Control suitcase to perform dynamic balancing of main/tail rotating rotors and transmission bearings Including PcMcIA cartridge and supports		18-10				EC130
<b>S00-604</b> <b>Accelerotester Kit</b>	 Including: 1 accelerotester box, 1 software, 1 supply device Stored into a suitcase	O/I	12-00		3,2 (kg)	0,195 x 0,102 x 0,14 (m)	AS332, AS350, AS355, AS365, AS532, AS550, AS555, AS565, EC120, EC130, EC155, EC225, EC725, GAZELLE, SA330
<b>ATV-2000</b> <b>Cabin Anti-vibrator Device</b>	 Device to pre-adjust and adjust cabin vibrations on ground without requiring a flight Including 1 control unit, 1 vibrating electromagnetic pot, magnetic supports and accelerometer with associated cables	I	18-00	CE			AS350, AS355, AS550, AS555
<b>S00-624</b> <b>Accelerotester and Calibration Kit</b>	 Device to check sensors of the steady control	O/I	18-00				AS332, AS350, AS355, AS365, AS532, AS550, AS555, AS565, EC120, EC130, EC155, EC225, EC725, GAZELLE, H175, SA330



## Vibrations adjustment tools <



REFERENCE		FEATURES	O / I LEVEL	ATA	LABEL	WEIGHT	SIZE	TYPE APPLICABILITY
<b>CEL2151900</b> <b>Vibrex Filtering Box</b>		Device to filter NR signal and reduce disruption Completes Vibrex box	O/I	18-10				AS350, AS355, AS550, AS555, EC130



## Accessories for vibrations adjustment tools <

### DESCRIPTION

Accessories complementing vibrations adjustment devices for rotor and cabin.



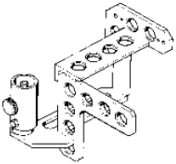


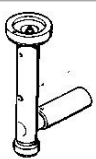
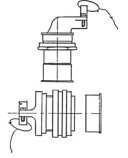

REFERENCE		FEATURES	O / I LEVEL	ATA	LABEL	WEIGHT	SIZE	A/C TYPE APPLICABILITY
<b>350a94210101</b> <b>Absorber Steady Control Kit</b>		Device to check and adjust cabin anti-vibrator device Including: 1 PCMCIA card, 1 bracket, 1 top rotor magnetic, cable and 7 accelerometers 10mv/g	O/I	18-00		1,345 (kg)	0,27 x 0,195 x 0,032 (m)	AS350, AS355, AS550, AS555, EC130
<b>355A94320100</b> <b>Steady Control Kit</b>		Device to complete Steady Control suitcase to perform dynamic balancing of main/tail rotating rotors Including: supports and 1 PcMcIA cartridge with requiring data to use steady control suitcase	O/I	18-00		0,5 (kg)	0,32 x 0,27 x 0,08 (m)	AS355, AS555



## Harmonization tools <

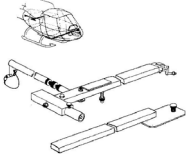

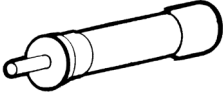
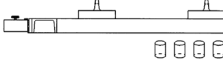
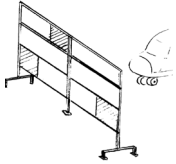
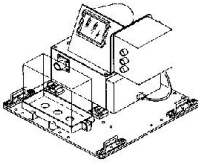
### DESCRIPTION

Equipment designed to conduct boresighting between sub-systems and helicopter.

REFERENCE	FEATURES	O / I LEVEL	ATA	LABEL	WEIGHT	SIZE	A/C TYPE APPLICABILITY
<b>365A94815001</b> <b>Multi-purpose arm harmonization</b> 	Set consisting of a U with 2 machined blocks, a telescope holder and a set of 4 shunt plugs (all contained in a box).	I	94-00		22 (kg)	635 x 200 x 400 (mm)	AS550
<b>703A94810200</b> <b>Mirror Support</b> 	Device used to support mirror in order to perform harmonization Inserted in calibrated rods Component of Basic Harmonization Kit	I	94-00		0,5 (kg)	0,1 x 0,035 x 0,1 (m)	AS332, AS355, AS365, AS550, AS555, AS565, GAZELLE, H225M
<b>703A94810001</b> <b>Crouzet Sight Harmonization Tool</b> 	Device to materialize shooting axes by being installed under sight support Mechanical interface equivalent to Crouzet sight	I	94-00		2 (kg)	0,2 x 0,2 x 0,2 (m)	AS332, AS355, AS365, AS550, AS555, AS565, GAZELLE
<b>350A94811102</b> <b>Cabin Floor Harmonization</b> 	Including: 1 crosspiece, 1 sight articulated support, 1 adjustable pad	I	94-30		10 (kg)	1,6 x 0,4 x 0,2 (m)	AS355, AS550, AS555
<b>350A94811101</b> <b>Cabin Floor Harmonization</b> 	Including: 1 crosspiece, 1 sight articulated support, 1 adjustable pad	I	94-30		10 (kg)	1,6 x 0,4 x 0,2 (m)	AS355, AS550, AS555
<b>350A94811000</b> <b>Vertical Central Harmonization</b> 	Device fixed on recovery flange on the right side, under the cabin Set including stand and sight support	I	94-00		1 (kg)	0,225 x 0,137 x 0,066 (m)	AS355, AS550, AS555
<b>350A94810100</b> <b>Weaponry Harmonization Plug</b> 	Including: 2 plugs with electrical shunt enabling to simulate weaponry installation		XX-XX				AS355, AS550, AS555
<b>350A94810001</b> <b>Harmonization Target</b> 	Device to perform harmonization for cannon, rocket... Consists of view lens	I	94-00		0,2 (kg)	3,48 x 2,24 (m)	AS355, AS550, AS555



## Harmonization tools <

REFERENCE		FEATURES	O / I LEVEL	ATA	LABEL	WEIGHT	SIZE	TYPE APPLICABILITY
<b>350A94000000</b> <b>Harmonization Sight Support</b>		Including swivelling support for sight and clinometer and adjustable brace	I	94-00		10 (kg)	0,61 x 0,3 x 0,3 (m)	AS350, AS550
<b>703A97660000</b> <b>Cannon Adjustment Tool</b>		Suitcase including: stabilized source: 20 V, 1 electrical circuit and 3 connection cables		94-50	CE	3,5 (kg)	0,51 x 0,36 x 0,115 (m)	AS355, AS550, AS555
<b>703A94850020</b> <b>Rocket Launcher Harmonization</b>		Including: 1 sight support	I	94-00		1,9 (kg)		ALOUETTE 2, AS332, AS355, AS365, AS532, AS550, AS555, AS565, GAZELLE
<b>365A94815000</b> <b>Multi-purpose Arm Harmonization</b>		Device to harmonize support arm without weaponry Including: a "U shape" piece with 2 machined parts, 1 telescope support and 4 shunt plug caps	I	94-00		22,8 (kg)		AS332, AS355, AS365, AS532, AS550, AS555, AS565, GAZELLE
<b>703A94002500</b> <b>Harmonization Panel</b>		Device to harmonize weaponry such as machine gun, rocket, viewfinder and radar	I	94-00		80 (kg)		AS332, AS350, AS355, AS365, AS532, AS550, AS555, AS565, H225M
<b>350A94680001</b> <b>Compensator Rack 20</b>		Device to situate the magnetic cap in order to balance navigational instruments Consists of 1 plate equipped with inertial navigation unit (Sagem) and visualisation and control unit (Sagem)	I	XX-XX	CE	57 (kg)	1,15 x 0,6 x 0,52 (m)	AS355, AS550, AS555






# Accessories for harmonization tools <

## DESCRIPTION

Interfaces or adaptors complementing harmonization tools.



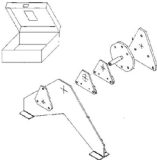


REFERENCE		FEATURES	O / I LEVEL	ATA	LABEL	WEIGHT	SIZE	A/C TYPE APPLICABILITY
703A94810000 Crouzet Sight Harmonization Tool		Device to materialize shooting axles by being installed under sight support Mechanical interface equivalent to Crouzet sight	I	94-00		2 (kg)	0,2 x 0,2 x 0,2 (m)	AS332, AS355, AS365, AS550, AS555, AS565, GAZELLE



## Alignment and Levelling tools <

### DESCRIPTION

Equipment designed to verify structure strain.



REFERENCE		FEATURES	O / I LEVEL	ATA	LABEL	WEIGHT	SIZE	A/C TYPE APPLICABILITY
<b>355A94344000</b> <b>Turboshaft Powerplant</b> <b>Transmission</b> <b>Alignment</b>		Device to align thrust bearings with Tail Gear Box, fan and turboshaft powerplant Including: 1 telescope support, sights and targets	I	65-10		6,2 (kg)		AS355, AS555
<b>350A94348000</b> <b>Tail Rotor Drive</b> <b>Alignment</b>		Device to check alignment between transmission bearings, turboshaft powerplant and Tail Gear Box Plastic box including sight, viewfinder and target supports	I	65-10		7 (kg)	0,76 x 0,53 x 0,21 (m)	H130
<b>350A94340002</b> <b>LTS-D Transmission</b> <b>Alignment</b>		Conceived for LTS-D engine Including: sight support, transmission shaft bearing and turboshaft powerplant targets	I	65-10		3,6 (kg)	0,204 x 0,165 x 0,045 (m)	AS350
<b>350A94340004</b> <b>Arriel Transmission</b> <b>Alignment</b>		Conceived for Arriel engine Including: sight support, transmission shaft bearing and turboshaft powerplant targets	I	65-10		3,6 (kg)	0,204 x 0,165 x 0,045 (m)	AS350, AS550
<b>703A94001504</b> <b>Optical View Finder</b>		Device to verify the alignment of Tail Driven Line Optics features: focalisation range = from 0,2 to 200 m / Field of view = > 170 mRad / useful diameter of the objective = > 14 mm Mechanics features: cylinder adapter of 12 mm (-0,006/-0,017) diameter and	I	64-00		2 (kg)	0,3 x 0,3 x 0,09 (m)	AS332, AS350, AS355, AS365, AS366, AS532, AS550, AS555, AS565, H130, H155, H175, H225, H225M, SA330



## Software loading benches <

### DESCRIPTION

Equipment designed to load specific helicopters systems software.

REFERENCE		FEATURES	O / I LEVEL	ATA	LABEL	WEIGHT	SIZE	A/C TYPE APPLICABILITY
<b>703A97672906</b> <b>Vehicle and Engine</b> <b>Multi-function Display</b> <b>Unloading Tool</b>		Including: 1 connection cable to link Vehicle and Engine Multi-function Display to PC and 2 CD with analyze and unloading softwares		45-00	CE	1,5 (kg)	0,215 x 0,235 x 0,7 (m)	AS350, AS355, AS555, EC120, EC130
<b>703A97674101</b> <b>Vision 1000 User Kit</b>		Flight Data Monitoring used to view in real time, to load parameters on the SD card and download data Computer Minimum System Requirements: Video capabilities: DirectX 9,0 + w Central Processing Unit: Pentium 4 3,2 GHz Memory: 2 GB Available Disk Space:	0	25-00	CE	0,3 (kg)	0,1 x 0,05 x 0,05 (m)	AS350, EC130, H175



## Fluids test cases (hydraulic, cooling, fuel, etc) <

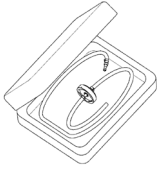

### DESCRIPTION

Devices designed to fill, drain, clean and test any helicopter fluid system.

REFERENCE	FEATURES	O / I LEVEL	ATA	LABEL	WEIGHT	SIZE	A/C TYPE APPLICABILITY
<b>32539001</b> <b>Hydraulic Air</b> <b>Accessories Suitcase</b> 	NATO Standard Device	O/I	29-00		35 (kg)	0,5 x 0,3 x 0,8 (m)	ALOUETTE, AS332, AS350, AS355, AS365, AS366, AS366, AS532, AS550, AS555, AS565, EC120, GAZELLE, H130, H155, H225, H225M, SA330, SA360, SUPER- FRELO
<b>355A95750000</b> <b>Hydraulic Accessories</b> <b>Kit</b> 	Device to check and inflate hydraulic accumulators and LTS - ARRIEL torquemeter	I	29-00		12 (kg)	0,56 x 0,48 x 0,25 (m)	AS350, AS355, AS550, AS555, EC120, H130
<b>355A94751000</b> <b>Pressure Pick-off</b> <b>Caps</b> 	Device to replace regulating valve of filter unit (hydraulic circuit) during removal test to make sure circuit is hermetic Consists of pipes with plug and connector	I	29-00				AS355, AS555
<b>350A97720000</b> <b>Air Conditioning</b> <b>Circuit Failures</b> <b>Research</b> 	Including: 1 cable, 1 CD with software and 1 adaptor RS422 USB.		21-40		0,5 (kg)	0,3 x 0,27 x 0,1 (m)	EC130
<b>350A94541000</b> <b>LTS Oil Circuit Test</b> 	Device to check oil transmitter compared to dashboard indicator Including connector equipped with manometer (0 to 10 bars)	I	72-00		0,4 (kg)	0,227 x 0,202 x 0,075 (m)	AS350
<b>350A93355100</b> <b>Equipped Pulley</b> <b>Exchange Suitcase</b> 	Device to remove and install pulley equipped involving hydraulic pump working Suitcase including a lock wrench, socket and nozzle end	I	29-00		0,66 (kg)	0,272 x 0,23 x 0,05 (m)	AS350, AS550, H130
<b>332a97520600</b> <b>Fuel Piping</b> 	Device to link fuel circuit test case to tanker truck Including 2 pipes, 1 filling valve, 1/2 symmetrical connection 40x45		XX-XX		3,95 (kg)	3,3 x 0,03 x 0,03 (m)	AS332, AS350, AS355, AS365, AS366, AS532, AS550, AS555, AS565, EC225, EC725, SA330



## Fluids test cases (hydraulic, cooling, fuel, etc) <









REFERENCE		FEATURES	O / I LEVEL	ATA	LABEL	WEIGHT	SIZE	TYPE APPLICABILITY
<b>C281G5001101</b> <b>CO2 Neutralizing Cap</b>		Device to neutralize tanks Consists of oil reservoir cap quipped with pipe	I	28-00		0,69 (kg)	2,115 x 0,015 x 0,015 (m)	EC120, H130
<b>332A97520505</b> <b>Fuel System Test Case</b>		Device to check fuel circuit, adjust fuel flow and measure pressure Supply voltage: 28 V Flow: 500 l/h Maximum pressure: 5 bar	O/I	73-10	CE	48,6 (kg)	1,17 x 0,497 x 0,391 (m)	AS332, AS350, AS355, AS365, AS366, AS532, AS550, AS555, AS565, H225, H225M, SA330



## Fluids test accessories <

### DESCRIPTION

Interface accessories complementing fluid test case to connect bench to the helicopter.

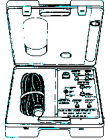
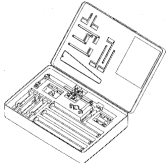


REFERENCE		FEATURES	O / I LEVEL	ATA	LABEL	WEIGHT	SIZE	A/C TYPE APPLICABILITY
<b>703A95052001</b> <b>Draining Pipe</b>		Device to drain Main Gear Box and Tail Gear Box Including draining connector (Type: TEDECO VDB 3315) and pipe (1,2 m)	I	29-00		0,35 (kg)	1,295 x 0,018 x 0,016 (m)	AS332, AS350, AS355, AS365, AS366, AS532, AS550, AS555, AS565, EC120, H130, H155, SA330
<b>703A95050800</b> <b>Main Gear Box Draining Pipe</b>		Including draining cap with indicator light extended Consists of pipes with bayonet connectors	O/I	63-20		0,25 (kg)	0,2 x 0,2 x 0,045 (m)	AS350, AS355, AS550, AS555, H130
<b>703A97721000</b> <b>Anemobarometric Circuits Test Additional Tools</b>		Including: 2 tips Badin, 2 static port recovery tips and 2 flexible tee pipes	O/I	34-11		3 (kg)	0,15 x 0,15 x 0,05 (m)	AS350, AS355, AS550, AS555, EC130
<b>703A95550000</b> <b>Fuel Tank Draining Pipe</b>		Including: flexible pipe (1,2 m) equipped on one side of removable cap and on the other side drain cap + protection cap	O	05-00		1,2 (kg)	0,24 x 0,24 x 0,4 (m)	H130
<b>703A95050500</b> <b>Main/Tail Gear Box Draining Pipe</b>		Consists of pipes with bayonet connectors	I	63-20		0,11 (kg)	1,22 x 0,012 x 0,012 (m)	AS350, AS355, AS550, AS555, EC120, H130
<b>350A95540501</b> <b>Arriel Rinsing Device</b>		Device to rinse turboshaft powerplant after a flight with saline atmosphere Consists of pipes enabling flow of product	O/I	72-00		3,5 (kg)	1,71 x 0,0719 x 0,0719 (m)	AS350, AS550, H130
<b>350A95320000</b> <b>Oil Sampling Tool</b>		Device to sample oil on Main Gear Box or Tail Gear Box Consists of pipes	O/I	63-20		0,05 (kg)	0,32 x 0,013 x 0,013 (m)	AS350, AS355, AS550, AS555, H130
<b>350A94520120</b> <b>Fuel Dummy Cartridge</b>		Device to test fuel clogging indicator	O/I	28-20		0,15 (kg)	0,024 x 0,024 x 0,086 (m)	AS350, AS550



## Flight Control adjustment <

### DESCRIPTION

Equipment designed to set flight control kinematics.

REFERENCE		FEATURES	O / I LEVEL	ATA	LABEL	WEIGHT	SIZE	A/C TYPE APPLICABILITY
<b>CEL84-22-40-00</b> <b>Rudder Trim Control</b> <b>Actuator Test</b> <b>Suitcase</b>		Consists of suitcase with switch and light indicator Manual functioning Including 2 harness		XX-XX	CE	1,96 (kg)		AS355, AS555
<b>350A94278502</b> <b>Flight Control</b> <b>Adjustement Kit</b>		Including: pins for pilot's command, rolling, servo etc; potentiometer; cyclic swashplate and pedals blocking devices; angle template 7° and deflection measure device	I	67-10		11 (kg)	0,6 x 0,5 x 0,2 (m)	H130
<b>350A94270007</b> <b>Flight Controls</b> <b>Adjustment Kit</b>		Including pin set, PC blocking device, pedal blocking device, dummy rod for automatic pilot and template	I	67-10		11 (kg)	0,6 x 0,5 x 0,2 (m)	AS350, AS355, AS550
<b>355A97004101</b> <b>NR Cabling</b>		Device to connect NR sensor to measure engine and rotor rotation speed in flight Consists of harness with plug for TM319	I	63-23				AS355, AS555



## Miscellaneous complex/calibrated mechanical tools <

### DESCRIPTION


Mechanical tools enabling to conduct verification and adjustment with defined measurement and calibration value.

REFERENCE	FEATURES	O / I LEVEL	ATA	LABEL	WEIGHT	SIZE	A/C TYPE APPLICABILITY
<b>703A94300000</b> <b>Bearing Clearance</b> <b>Measuring Tool</b>	 Device to measure clearance of bearing on Tail Rotor Head	I	64-20		1,9 (kg)	0,32 x 0,295 x 0,11 (m)	AS332, AS350, AS355, AS532, AS550, AS555, H130, H225, H225M
<b>703A94000000</b> <b>Clearances Analyze</b> <b>Device</b>	 Device to control and notice slacks Interpretation: 1/100	O	67-30		1,6 (kg)	0,148 x 0,057 x 0,044 (m)	AS332, AS350, AS355, AS365, AS366, AS532, AS550, AS555, AS565, EC120, H130, H155, H175, H225, H225M
<b>X270P3101101</b> <b>Sercovontrol ball end</b> <b>adjustment</b>	 Device is used to ensure the correct length of the servcontrol before installation on H/C.	I	67-30		1 (kg)	0,3 x 0,1 x 0,1 (m)	AS350, AS355, AS555, H130
<b>350A94338100</b> <b>Tail Gear Box High</b> <b>Pitch Adjustment</b>	 Device to adjust high pitch stop screw Sleeve with threaded ring equipped with storage screw Specific for some versions	I	27-00		0,66 (kg)	0,058 x 0,058 x 0,106 (m)	H130
<b>350A97270000</b> <b>Flight Idle Adjustable</b> <b>Stop</b>	 Device to block rate control to have predefined power during flight idle Consists of stop with adjustable upper plate	I	62-20		0,01 (kg)	0,051 x 0,021 x 0,014 (m)	AS350, AS550
<b>350A94338000</b> <b>Tail Gear Box High</b> <b>Pitch Adjustment</b>	 Device to adjust high pitch stop screw Sleeve with threaded ring equipped with storage screw Specific for some versions	I	27-20				H130
<b>350A94341000</b> <b>Tail Transmission</b> <b>Twisting Test Tool</b>	 Device to check twisting on tail transmission shaft Consists of light alloy flange Used with standard clinometer	I	65-10		0,5 (kg)	0,151 x 0,1 x 0,06 (m)	AS350, AS355, AS550, AS555, H130
<b>350A93371400</b> <b>Ball Joint Adjustment</b> <b>Tool</b>	 Device to adjust clearance of ball joint mounted on cyclic swashplate	I	63-23		6,8 (kg)	0,18 x 0 x 0,19 (m)	AS350, AS355, AS550, AS555, H130





## Miscellaneous complex/calibrated mechanical tools <

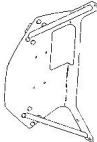

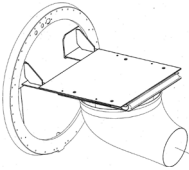


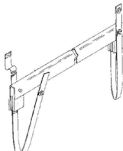
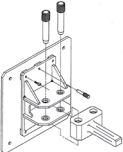
REFERENCE		FEATURES	O / I LEVEL	ATA	LABEL	WEIGHT	SIZE	TYPE APPLICABILITY
<b>350A97230000</b> <b>Milled Riveting d4.2</b> <b>Crick Standard</b>		Device to calibrate a measurement equipment with Foucault current Including: aluminium slip gauge with 2 milled holes	I	00-20		0,128 (kg)	0,145 x 0,128 x 0,04 (m)	H130



## Miscellaneous/simple mechanical tools <


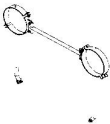
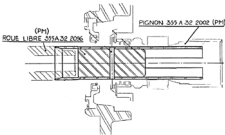

### DESCRIPTION

Mechanical tools enabling to conduct verification and adjustment without defined measurement and calibration value.

REFERENCE		FEATURES	O / I LEVEL	ATA	LABEL	WEIGHT	SIZE	A/C TYPE APPLICABILITY
<b>355A91534002</b> <b>Oil Heater Support</b>		Consists of recovery sheet metal on fuselage at junction between tail and heater support	I	53-50		3,6 (kg)		AS355, AS555
<b>350A91278000</b> <b>Ball Operated Control Protection Device</b>		Device to protect ball operated control at the junction between fuselage and tail boom Consists of aluminium sheath equipped with pennant	I	67-20				H130
<b>350A91728000</b> <b>Air Conditioning Support</b>		Device for aerotransport to maintain in proper position air conditioning during removal or installation of tail boom Including: aluminium support equipped with reinforcement assembled with screws and another support with collar to immobilize condenser	I	53-30		1,2 (kg)	0,54 x 0,48 x 0,31 (m)	H130
<b>703A94113001</b> <b>Main Rotor Blades Trim Tab</b>		Device to check and correct the incidence of blades tabs Including: 1 immobilizing wrench and 1 levelling wrench	O	62-10		0,5 (kg)	0,235 x 0,16 x 0,07 (m)	ALOUETTE, AS332, AS350, AS355, AS365, AS366, AS532, AS550, AS555, AS565, EC120, GAZELLE, H130, H155, H175, H225, H225M, SA330, SA360, SUPER-FRELON
<b>365A92314502</b> <b>Frequency Adaptor Blocking Device</b>		Device to block the frequency adaptor during blades unfolding and during long camp Light alloy chock with pennant	I	63-20		0,75 (kg)	1,01 x 0,9 (m)	AS350, AS355, AS365, AS366, AS550, AS555, AS565, H130
<b>350A91110501</b> <b>Tabs Protecting Device</b>		Device to protect tabs during main blades handling (shop storage, winter camp)	I	62-10		0,9 (kg)		AS350, AS355, AS550, AS555, H130
<b>81451-365A-11-0050-04</b> <b>Dummy Sleeve</b>		Device to control sweepback in drag and during main blade fluttering	I	62-10		25 (kg)	0,35 x 0,35 x 0,11 (m)	AS350, AS355, AS365, AS366, AS550, AS555, AS565, GAZELLE, H130, H155



## Miscellaneous/simple mechanical tools <



REFERENCE		FEATURES	O / I LEVEL	ATA	LABEL	WEIGHT	SIZE	TYPE APPLICABILITY
<b>355A94542000</b> <b>Accelerometer</b> <b>Support</b>		Device to fix an accelerometer on starter-generator in order to measure vibratory level Starflex collar equipped with nut	I	18-10		0,04671 (kg)	0,152 x 0,151 x 0,017 (m)	AS355, AS555
<b>355A91584002</b> <b>Allison Turboshift</b> <b>Powerplant Support</b>		Including 2 sets of 2 half-clamps with support tube linked with 1 strut tube	I	72-00		2,5 (kg)		AS355, AS555
<b>355A93325700</b> <b>Free Wheel Roller</b> <b>Support</b>		Device to maintain rollers of pinion inlets during installation of free wheel Consists of cracked sleeve with connector	I	63-20		0,26 (kg)		AS355, AS555
<b>350A93331100</b> <b>Rotating Control Plate</b> <b>Rotating Support</b>		Device to maintain 2 split rings in Tail Rotor rotating control plate during drying glue	I	27-00		0,7 (kg)	0,45 x 0,07 x 0,07 (m)	AS350, AS355, AS550, AS555



## Engine test sets <

### DESCRIPTION

Devices designed to test engine parameters and configuration.

REFERENCE		FEATURES	O / I LEVEL	ATA	LABEL	WEIGHT	SIZE	A/C TYPE APPLICABILITY
<b>FDE82-10-03</b> <b>NG-NR Test Case</b>		Device to measure rotational speeds turbines and rotor in flight Box including selectors, digital display and connection sockets		63-23		2 (kg)	0,31 x 0,3 x 0,1 (m)	AS332, AS350, AS355, AS532, AS550, AS555, EC120, EC130, EC225, EC725, SA330
<b>703A97670201</b> <b>Temperature Calibration</b>		Precision instrument with microprocessor enabling simulation and measurement of temperature	O/I	12-00	CE	0,65 (kg)	0,096 x 0,047 x 0,2 (m)	AS332, AS350, AS355, AS365, AS532, AS550, AS555, AS565, EC130, EC155, EC225, EC725, SA330

Services and  
maintenance benches





## Ground Power Units and starters, battery chargers <

### DESCRIPTION

Equipment designed to perform helicopter starting and supply electrical power.



REFERENCE		FEATURES	O / I LEVEL	ATA	LABEL	WEIGHT	SIZE	A/C TYPE APPLICABILITY
<b>703A94620700</b> <b>Group Power Unit</b>		Device to start helicopter and perform maintenance (Type GB2/3) Alternating voltage: 115VAc/400Hz Direct voltage: 28VDC Consists of device in 2 parts stackable (distinguishable for aerotransport)	I	24-30	CE	170 (kg)	1,26 x 0,82 x 0,6 (m)	AS350, AS355, AS550, AS555, EC120, GAZELLE
<b>KA2010</b> <b>Super Master Charger</b>		Device designed to charge, trickle charge and analyze (discharge) Nickel-Cadmium, Sealed Lead-Acid and other types of rechargeable batteries Charge: constant current, programmable: 0 to 50A Discharge: constant current, programmable: 0 to 60A	I	24-00	CE	70 (kg)	0,7 x 0,6 x 0,4 (m)	AS332, AS350, AS355, AS365, AS532, AS550, AS555, AS565, EC120, EC130, EC135, EC155, EC225, EC635, EC725, H160, H175, SA330
<b>GB4520V04</b> <b>Power Supply Bench</b>		Device to supply necessary electrical power to start engine Capacity: 28 VDC/ 20 KW	O/I	24-00				AS332, AS350, AS355, AS365, AS366, AS532, AS550, AS555, AS565, EC120, EC130, EC155, EC225, EC725, H160, H175, SA330
<b>KA2014PSPS</b> <b>Portable Starter Power Supply</b>		Device used to start aircraft engine whenever and in any location. It can be used also during maintenance to provide abundant auxiliary power for avionics, on-board medical equipment, and other accessories. Light-weight, portable, stowable, and safe, the	I	24-00	CE	7 (kg)	0,4 x 0,2 x 0,1 (m)	EC120, EC130, EC145, H145, H145(D-3), H145M
<b>DNIM28</b> <b>Charging Bench 200A</b>		Device to balance electrical supply power on twin-engine helicopter Including transportation handles Aluminium and galvanized steel IP20 Box Cooling by natural convection Resistors selected by rotary switches		24-20	CE	14 (kg)	0,304 x 0,623 x 0,32 (m)	AS355, AS555



## Hydraulic benches, air cooling and accessories <



### DESCRIPTION

Equipment such as special bench enabling to lead maintenance on fluid systems, filing, etc.

REFERENCE	FEATURES	O / I LEVEL	ATA	LABEL	WEIGHT	SIZE	A/C TYPE APPLICABILITY
<b>703A94751000</b> <b>Thermic Hydraulic Bench</b> 	Consists of bench with thermic engine Type: DESHONS DH 8-80 TH Flow: 4 to 8 l/mn Pressure: 10 to 80 bars	I	29-00	CE	100 (kg)	0,85 x 0,48 x 0,58 (m)	AS350, AS355, AS550, AS555, H130
<b>703A94750801</b> <b>Engine Hydraulic Bench</b> 	Consists of bench with electrical engine Type: DESHONS DH0880/M5 Flow: 4 to 8 l/mn Pressure: 5 to 80 bars Supply voltage: 3*380/400/415V	O	29-00	CE	70 (kg)	0,85 x 0,53 x 0,61 (m)	AS350, AS355, AS550, AS555, H130
<b>SD5100.00</b> <b>Bench union assy</b> 	The GSE is used to connect the hydraulic bench to the aircraft	I	29-00		2 (kg)	0,43 x 0,4 x 0,09 (m)	AS350, AS355, AS550, AS555, H125, H130
<b>410N11</b> <b>Air Conditioning Filling Bench</b> 	Device used to drain off or to fill the Air Conditioning System circuit and test it Including: 1 bench with 2 flexible pipes (4.5m), 1 suitcase with spare parts, 1 suitcase with tools for oil injection, 1 suitcase for pressure test, 1 suitcase for gas a	I	21-50	CE	180 (kg)	0,81 x 0,55 x 1,2 (m)	AS332, AS350, AS355, AS365, AS366, AS532, AS550, AS555, AS565, EC120, H130, H155, H160, H175, H225, H225M, SA330
<b>703A94750902</b> <b>Engine Hydraulic Bench</b> 	Consists of bench with electrical engine Type: DESHONS DH0880/M2 Flow: 4 to 8 l/mn Pressure: 5 to 80 bars Supply voltage: 2300 V Frequency single-phase motor: 50Hz/60Hz	O	29-00	CE	70 (kg)	0,85 x 0,53 x 0,61 (m)	AS350, AS355, AS550, AS555, H130
<b>703A94750901</b> <b>Engine Hydraulic Bench</b> 	Consists of bench with electrical engine Type: DESHONS DH0880/M3 Flow: 4 to 8 l/mn Pressure: 5 to 80 bars Supply voltage: 120 V Frequency three-phase motor: 50Hz/60Hz	O	29-00	CE	70 (kg)	0,85 x 0,53 x 0,61 (m)	AS350, AS355, AS550, AS555, H130
<b>703A94750804</b> <b>Engine Hydraulic Bench</b> 	Consists of bench with electrical engine Type: DESHONS DH0880/M3 Flow: 4 to 8 l/mn Pressure: 5 to 80 bars Supply voltage: 3*200V Frequency three-phase motor: 50Hz/60Hz	O	29-00		70 (kg)	0,85 x 0,53 x 0,61 (m)	AS350, AS355, AS550, AS555, H130



## Hydraulic benches, air cooling and accessories <

REFERENCE		FEATURES	O / I LEVEL	ATA	LABEL	WEIGHT	SIZE	TYPE APPLICABILITY
<b>703A94750803</b> <b>Engine Hydraulic Bench</b>		Consists of bench with electrical engine Type: DESHONS DH0880/M5 Flow: 4 to 8 l/mn Pressure: 5 to 80 bars Supply voltage: 3*440/460/480V	0	29-00	CE	70 (kg)	0,58 x 0,53 x 0,61 (m)	AS350, AS355, AS550, AS555, H130
<b>703A94750802</b> <b>Engine Hydraulic Bench</b>		Consists of bench with electrical engine Type: DESHONS DH0880/M4 Flow: 4 to 8 l/mn Pressure: 5 to 80 bars Supply voltage: 3*230V Frequency three-phase motor: 50Hz/60Hz	0	29-00		70 (kg)	0,85 x 0,53 x 0,61 (m)	AS350, AS355, AS550, AS555, H130

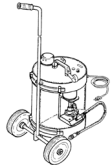
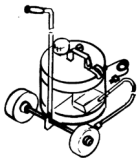




## Engine rinsing benches <

### DESCRIPTION

Equipment enabling to eliminate salt when the helicopter is operated close to a sea area.


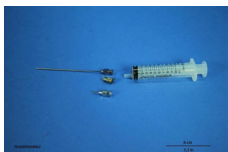
REFERENCE		FEATURES	O / I LEVEL	ATA	LABEL	WEIGHT	SIZE	A/C TYPE APPLICABILITY
<b>8814157000</b> <b>Turboshaft</b> <b>Powerplant Rinsing</b> <b>Bench</b>		Device to rinse turboshaft powerplant after flight through salt air Sprayer equipped with flexible piping	O	72-00	CE	120 (kg)	1,3 x 1,25 (m)	AS332, AS350, AS355, AS365, AS532, AS550, AS555, AS565, H130, H155, H225, H225M, SA330
<b>8819708000</b> <b>Turboshaft</b> <b>Powerplant Rinsing</b> <b>Bench</b>		Device to spray under pressure turboshaft powerplant components Mounted on wheels and plugged directly on the helicopter	O	12-00	CE	50 (kg)	0,8 x 0,8 x 1,4 (m)	AS350, AS355, AS365, AS550, AS555, AS565, EC120, H155



## Simple or standard pumps <

### DESCRIPTION

Equipment enabling to inject liquids, gases or air.

REFERENCE		FEATURES	O / I LEVEL	ATA	LABEL	WEIGHT	SIZE	A/C TYPE APPLICABILITY
<b>85-00-04-206-02</b> <b>Vacuum Pump for composite</b>		Device is used to create a vacuum bag for composite repair on blade.	I	62-10	CE	15,3 (kg)	0,35 x 0,25 x 0,307 (m)	H120, H155, H160, H175, SA330
<b>703A95020002</b> <b>Lubricating Pump</b>		Device to grease bearings of tail rotor drive Syringe stored in metallic case	I	64-20		0,01496 (kg)	0,099 x 0,03 x 0,02 (m)	AS350, AS355, AS365, AS550, AS555, AS565, H130, H155

IT Devices





## Software <

### DESCRIPTION

Maintenance software enabling data loading, collection, analysis...


REFERENCE		FEATURES	O / I LEVEL	ATA	LABEL	WEIGHT	SIZE	A/C TYPE APPLICABILITY
<b>355A94320120</b> <b>Steady Rotor Software Kit</b>		Consists of 1 CD including application software and files configuration		18-00				AS355, AS555
<b>350A94328020</b> <b>Steady Rotor Software Kit</b>		Consists of CD with application software and files configuration files	O/I	18-00		0,4 (kg)	0,2 x 0,2 x 0,08 (m)	EC130
<b>350A94320120</b> <b>Steady Rotor Software Kit</b>		Device to complete steady control suitcase for dynamic balancing of main and tail rotors and transmission shaft bearing Consists of CD including application software and configuration files		18-00				AS350, AS550
<b>350A94210120</b> <b>Absorber Steady Control Software Kit</b>		Consists of CD with application software for Absorber Steady Control Kit		18-00				AS350, AS355, AS550, AS555, EC130
<b>500210-000003</b> <b>Appareo Flight Data Analyzer</b>		Device to simulate a flight in 3 dimensions		25-70				AS332, AS350, AS365, AS532, EC130, EC155, EC225, H175




## Mission preparation stations <

### DESCRIPTION

IT tools (Hardware & Software) such as cartography, flight plan, etc, enabling to conduct mission preparation.

REFERENCE		FEATURES	O / I LEVEL	ATA	LABEL	WEIGHT	SIZE	A/C TYPE APPLICABILITY
<b>On Request</b> <b>SIRINA Mission</b> <b>Preparation Station</b>		SIRINA is a Mission Planning and Debriefing System dedicated to pilots for their flights preparation and feasibility, for all type of mission environment (including military tactical missions), and for mission debrief. Before flight pilots plan navigatio	O/I	34-00	CE	2 to 9 (kg) Depending if it is laptop or desktop		AS350, AS355, AS365, AS365C, AS366, AS550, AS555, AS565, EC130, EC135, EC145, EC155, EC635, GAZELLE, H135, H145, H145M, SA360



Miscellaneous







## Electrical toolbox or kits <

### DESCRIPTION

Package of standard electrical tools enabling to accomplish electrical maintenance tasks.

REFERENCE	FEATURES	O / I LEVEL	ATA	LABEL	WEIGHT	SIZE	A/C TYPE APPLICABILITY
<b>92900-04-902-01</b> <b>Regulator</b> 	Device used with heater carpet Conceived for polymerization of blade repairs Stored into a suitcase	I	62-10		0,5 (kg)	0,5 x 0,4 x 0,2 (m)	AS332, AS350, AS355, AS365, AS365, AS366, AS532, AS550, AS555, AS565, EC120, GAZELLE, H130, H155, H160, H175, H225, H225M, SA330, SA360
<b>93100-04-109-01</b> <b>Heater Carpet</b> 	Conceived for polymerization of blade repairs	I	62-10		0,6 (kg)	0,35 x 0,45 x 0,003 (m)	AS332, AS350, AS355, AS365, AS365, AS366, AS532, AS550, AS555, AS565, EC120, GAZELLE, H130, H155, H160, H175, H225, H225M, SA330, SA360







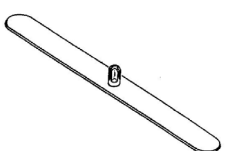




## Standard handtools or miscellaneous <

### DESCRIPTION

Standard tools required for repairing.

REFERENCE		FEATURES	O / I LEVEL	ATA	LABEL	WEIGHT	SIZE	A/C TYPE APPLICABILITY
<b>355A93324120</b> <b>Nut Wrench Stalock m50</b>		Device to torque or detorque Stalock nut (M50 x 1,5) Capacity: 10,6 to 12,7 mdaN Wrench with 4 notches and square 12,7	I	63-20		1,4 (kg)	0,05 x 0,002 (m)	AS355, AS555
<b>355A93325220</b> <b>Flange Lock Wrench</b>		Device to maintain Main Gear Box flange and fan to torque nuts Wrench with handle	I	63-20		0,2 (kg)	0,295 x 0,11 x 0,006 (m)	AS355, AS555
<b>350A93330520</b> <b>Tail Gear Box Wrench</b>		Device to torque flange nut of Tail Gear Box input Wrench with notch for nut Square: 9,6	I	65-20		0,11 (kg)	0,034 x 0,034 x 0,03 (m)	AS350, AS355, AS550, AS555
<b>350A93330020</b> <b>Tail Rotor Attachment Wrench</b>		Device to torque fixation screw for tail rotor attachment Square: 19,05	I	64-00		0,55 (kg)		AS350, AS355, AS550, AS555
<b>355A93344120</b> <b>Nut Retainer Installation Drift</b>		Device to install nut retainer Stalock (25 x 1,5)	I	63-20		0,25 (kg)	0,048 x 0,031 x 0,031 (m)	AS355, AS555
<b>355A93344000</b> <b>Stalok Nut Wrench</b>		Device to torque and detorque Stalok nut (25 x 1,5) Wrench with square (12,7) and locating pin	I	63-20		0,35 (kg)	0,04 x 0,04 x 0,053 (m)	AS355, AS555
<b>350A93331500</b> <b>Specific Screwdriver</b>		Short cross-headed screwdriver	I	64-20		0,25 (kg)	0,18 x 0,02 x 0,02 (m)	AS350, AS355, AS550, AS555, H130



## Standard handtools or miscellaneous <

REFERENCE		FEATURES	O / I LEVEL	ATA	LABEL	WEIGHT	SIZE	TYPE APPLICABILITY
<b>27-02-330A-11-1530-21</b> <b>Spatule plate</b>		Solded by package of 10 items	I	62-10		0,13 (kg)	0,2 x 0,2 x 0,005 (m)	AS332, AS350, AS355, AS365, AS365, AS366, AS532, AS550, AS555, AS565, EC120, GAZELLE, H130, H155, H225, H225M, SA330, SA360, SUPER-FRELON
<b>350A93320020</b> <b>Torque Spanner</b>		Device to torque fixation nut of Main Gear Box flange Square: 12,7	I	63-20		0,17 (kg)	0,05 x 0,05 x 0,035 (m)	AS350, AS550, H130
<b>350A93380400</b> <b>Bidirectional suspension Wrench m22</b>		Notched wrench with locating device (Nut: 22EcR 101) Square: 12,8	I	63-30		0,13 (kg)	0,044 x 0,03 x 0,03 (m)	AS350, AS355, AS550, AS555
<b>355A93325520</b> <b>Air Conditioning Plug Nut Wrench</b>		Device to torque and detorque air conditioning plug nut to exchange free wheel in accessory module Notched wrench with square 12,7	I	21-00		0,41 (kg)		AS355, AS555
<b>703A93002020</b> <b>Nut Wrench</b>		Device to torque SHUR-LOK nut M16 on output shaft of Main Gear Box Wrench with notches	I	65-20		0,11 (kg)	0,03 x 0,03 x 0,04 (m)	AS350, AS365, AS366, AS550, AS565, H130, H155
<b>350A98000100</b> <b>Stabilizer Wrench</b>		Device to remove and install stabilizer and check tightening torque of fixations without Tail gear Box removal Including socket with extension	I	53-50		0,07 (kg)	0,165 x 0,014 x 0,014 (m)	AS350, AS355, AS550, AS555



## Specific handtools or miscellaneous <





### DESCRIPTION

Elaborated tools required for repairing.

REFERENCE	FEATURES	O / I LEVEL	ATA	LABEL	WEIGHT	SIZE	A/C TYPE APPLICABILITY
<b>350A93330202</b> <b>Tail Rotor Lock Wrench</b>	 Device to maintain fixation fork of Tail Rotor Wrench equipped with 2 pins	O/I	64-00		0,65 (kg)	0,322 x 0,145 x 0,03 (m)	AS350, AS355, AS550, AS555
<b>X651P3400101</b> <b>Shur-lok nut replacement tool</b>	 Device is used during rear shaft removal / installation.	O/I	65-10		4 (kg)	0,41 x 0,32 x 0,17 (m)	H130
<b>350A93320500</b> <b>Main/Tail Gear Box Lock Wrench</b>	 Device to maintain flange to de-torque nut Flat wrench equipped with 3 bolts	I	65-20		0,28 (kg)	0,28 x 0,12 x 0,025 (m)	AS350, AS355, AS550, AS555, H130
<b>350A93321000</b> <b>Indicator Light Exchange Wrench</b>	 Device to exchange pipe equipped with oil indicator light Wrench equipped with pusher	I	63-20		0,8 (kg)	0,118 x 0,07 x 0,062 (m)	AS350, AS550, H130
<b>350A93355001</b> <b>Bearing Pulley Exchange Suitcase</b>	 Device to remove and install bearings pulley involving hydraulic pump working	I	29-00		7,1 (kg)	0,534 x 0,427 x 0,182 (m)	AS350, AS550, H130
<b>350A93380221</b> <b>Immobilizing Fork I47</b>	 Device to maintain bobbin and washer according to bi-directional traverse Folded sheet metal	I	63-30		0,48 (kg)	0,1 x 0,078 x 0,066 (m)	AS350, AS355, AS550, AS555, H130
<b>350A94272000</b> <b>Rotating Handle Light Adjustment</b>	 Device to check stress of collective lever Consists of metal collar with welded lever arm	I	67-10		0,37179 (kg)	0,279 x 0,089 x 0,044 (m)	AS350, AS550, EC120, H130
<b>350A93321001</b> <b>Main Gear Box Light Exchange Wrench</b>	 Device to exchange pipe equipped with oil light Equipped with pusher	I	63-20		0,8 (kg)	0,1 x 0,05 x 0,05 (m)	AS355, AS555



## Specific handtools or miscellaneous <

REFERENCE		FEATURES	O / I LEVEL	ATA	LABEL	WEIGHT	SIZE	TYPE APPLICABILITY
<b>350A93331620</b> <b>Spin Table Nut</b> <b>Wrench</b>		Wrench with notches Square: 12,8 Capacity: 2,5 to 3,7 daN	I	65-20		0,4 (kg)	0,068 x 0,068 x 0,033 (m)	AS350, AS355, AS550, AS555
<b>350A93311000</b> <b>Main Rotor Hub</b> <b>Tensioning</b>		Device to remove folding device after blades disassembly for exchange of Main Rotor Hub/mast and Main Gear Box Equipped with cable and tensioner	I	62-20		2,7 (kg)		AS350, AS355, AS550, AS555, H130
<b>350A93380600</b> <b>Bidirectional</b> <b>suspension Wrench</b> <b>m27</b>		Notched wrench with locating device (Nut: 27 EcR 101) Square: 12,8	I	63-30		0,1 (kg)	0,046 x 0,036 x 0,036 (m)	AS350, AS355, AS550, AS555, H130
<b>350AOY8001</b> <b>Tailplane Fixation Tool</b>		Device to replace fixation base and reinforcements of junction between horizontal stabilizer and tail boom	I	53-50			0,452 x 0,125 x 0,36 (m)	AS350, AS355, AS550, AS555



## Other miscellaneous <



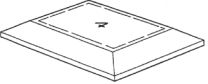




### DESCRIPTION

Other kind of tools and ground support equipment required for maintenance activities.

REFERENCE		FEATURES	O / I LEVEL	ATA	LABEL	WEIGHT	SIZE	A/C TYPE APPLICABILITY
<b>2072D</b> <b>Accessories bag</b>		Device is used to store accessories during H/C flight	O	10-10		0,36 (kg)	0,28 x 0,18 x 0,06 (m)	H120, H160, H175
<b>1355C</b> <b>Document bag</b>		Device is used to store documents during H/C flight	O	10-10		0,64 (kg)	0,39 x 0,16 x 0,27 (m)	H120, H160, H175
<b>5595B</b> <b>Pilot case</b>		Device is used to store pilot documents during H/C flight	O	10-10		2,4 (kg)	0,44 x 0,25 x 0,48 (m)	H120, H160, H175
<b>90-104-355A-11-0020-07</b> <b>Silk Screen</b>		Device to mark on lower surface the folding pole position on main blade	I	62-10				AS350, AS355, AS550, AS555, GAZELLE, H130
<b>9003-355A-11-0020-00</b> <b>Silk Screen</b>		Device to mark the centre of gravity on lower surface of main blades	I	62-10				AS350, AS355, AS550, AS555, GAZELLE, H130
<b>703A96000002</b> <b>Documents Bag</b>		Device to store on board helicopter documents Including: 1 pilot suitcase with wheels, 1 bag and 1 key ring Included in on board kit	I	00-10		0,6 (kg)	0,4 x 0,3 x 0,2 (m)	AS332, AS350, AS355, AS365, AS366, AS532, AS550, AS555, AS565, EC120, H130, H155, H175, H225, H225M, SA330
<b>69-01-3130S-11-10-035-00</b> <b>Metallic Spatula</b>		Device to mix ingredients Solded by 10 items	I	62-10		0,01 (kg)	0,185 x 0,01 x 0,003 (m)	ALOUETTE, AS332, AS350, AS355, AS365, AS366, AS532, AS550, AS555, AS565, EC120, GAZELLE, H130, H155, H175, H225, H225M, SA330, SA360, SUPER-FRELON






## Other miscellaneous <

REFERENCE		FEATURES	O / I LEVEL	ATA	LABEL	WEIGHT	SIZE	TYPE APPLICABILITY
90-002-355A-11-0030-00 <b>Silk Screen</b>		Device to mark on the upper surface the main blade reference and US patent	I	62-10				AS350, AS355, AS550, AS555, GAZELLE, H130
69-00-04-027-01 <b>Bonding Tabs Tool</b>		Device to press tabs during bonding operation	I	62-10		1,04 (kg)	0,31 x 0,049 x 0,048 (m)	AS332, AS350, AS355, AS365, AS366, AS532, AS550, AS555, AS565, EC120, GAZELLE, H130, H155, H225, H225M, SA330, SA360
90-03-321A-11-0020-00 <b>Silk Screen</b>		Device used to mark point and serial number of main blades Conceived for upper surfaces French standard L 80090	I	62-10		1,07 (kg)	0,16 x 0,16 x 0,1 (m)	ALOUETTE, AS332, AS350, AS355, AS365, AS366, AS532, AS550, AS555, AS565, EC120, GAZELLE, H130, H155, H225, H225M, SA330, SA360, SUPER-FRELON
90-001-355A-11-0030-00 <b>Silk Screen</b>		Device to mark on the lower surface the main blade reference	I	62-10				AS350, AS355, AS550, AS555, GAZELLE, H130
69000402600 <b>Blade Protection</b>		Device to protect blade skin during miling of the tab Steel material	I	62-00		1,04 (kg)	0,1 x 0,06 x 0,05 (m)	AS332, AS350, AS355, AS365, AS366, AS532, AS550, AS555, AS565, EC120, GAZELLE, H130, H155, H175, H225, H225M, SA330, SA360
90-02-3130S-11-10-000-80 <b>Silk Screen</b>		Device used to mark point and serial number of main blades Conceived for lower surfaces French standard L 80090	I	62-10		1,07 (kg)	0,16 x 0,16 x 0,1 (m)	ALOUETTE, AS332, AS350, AS355, AS365, AS366, AS532, AS550, AS555, AS565, EC120, GAZELLE, H130, H155, H225, H225M, SA330, SA360, SUPER-FRELON
703A92001003 <b>Storage Bag</b>		Canvas bag used to store the on board kit	I	10-00		0,5 (kg)	0,675 x 0,61 x 0,001 (m)	AS332, AS350, AS355, AS365, AS366, AS532, AS555, AS565, EC120, H130, H155, H225, H225M



## Other miscellaneous <

REFERENCE		FEATURES	O / I LEVEL	ATA	LABEL	WEIGHT	SIZE	TYPE APPLICABILITY
<b>703A92001002</b> <b>Storage Bag</b>		Device to store the on board kit Canvas bag Included in on board kit	I	10-00		0,6 (kg)	Diameter 0,2 x 0,4 (m)	AS350, AS355, AS555, EC120, H130
<b>9002-355A-11-0020-00</b> <b>Silk Screen</b>		Device to mark on the lower surface the main blade reference	I	62-10				AS350, AS355, AS550, AS555, GAZELLE







Tools & GSE **Services**

---



## Easy Spare Parts

### Sales & Distribution

Supply any procurable new and used parts including tools & Ground Support Equipment, for the whole Airbus Helicopters range.

Easy Spare Parts service has been tailored to match customers expectations in terms of reactivity and delivery lead times.

100% commitments on parts delivered on time for planned orders<sup>(1)</sup>, Airbus Helicopters offers a compensation for possible late deliveries in accordance with Standard Conditions of Sale.

<sup>(1)</sup> Planned orders : requested delivery date above 15 days from the order date

As a digital solution, this Pay-By-Event service is available through the eOrdering service on our AirbusWorld collaborative platform. It allows customers to easily find parts they need while providing all order tracking information.

Airbus Helicopters customers may now benefit from our new Marketplace accessible through the eOrdering service on our AirbusWorld collaborative platform. They will find extended parts catalogues from specialized Vendors, including tools & Ground Support Equipment.



## Technical Support

### Service scope

For any technical question related to Tools & GSE, get in direct contact with our worldwide technical network of tech-reps & customer centers positioned close to your operations.

For any AOG needs, a responsive 24/7 service around the clock taking care of you anytime, anywhere and is also accessible through a unique contact or through the Technical Request service on our AirbusWorld collaborative platform.

**AIRBUS** **HELICOPTERS**

**HCare**

**24/7 Worldwide Customer Support**

customersupport.helicopters@airbus.com  
Phone: + 33 4 42 85 97 97  
Fax: + 33 4 42 85 99 96

**AirbusWorld customer portal**  
<https://airbusworld.helicopters.airbus.com>

## Calibration and Repair services for Tools & Ground Support Equipment

For any calibration and repair request related to Tools & GSE, get in direct contact with our focal point in charge of this service through the email address:  
[contact.tools-calibration.ah@airbus.com](mailto:contact.tools-calibration.ah@airbus.com).

## Commercial Off The Shelf Tools & Ground Support Equipment (COTS)

For the supply of COTS tools and ground support equipment, comprising standard equipment that is generally available on the market such as power supply benches, pressure generators, multimeters etc, Airbus has signed a cooperation agreement with the company Kit-Aero.

Under this agreement, Kit-Aero will now handle the promotion, sales and after-sales support of COTS tools and ground equipment towards Airbus helicopters' Customers.

The objective of providing a single focal point for sales and support on COTS segment, attractive prices and technical expertise and products benchmark.

For requests related to COTS tools and ground support equipment, Airbus Helicopters Customers are invited to visit Kit-Aero's website ([www.kit-aero.com](http://www.kit-aero.com)) or contact them directly at [info@kit-aero.com](mailto:info@kit-aero.com).



From the AirbusWorld eOrdering service, one click gets you to the Marketplace, where you can buy a wide range of parts directly from external vendors.

Since October 2020, this one-stop shop proposes you a new experience and enhanced features:

- Find the right offer: an easy way to compare offers and sort them by price, availability, transport cost,
- Be informed in realtime: an efficient tracking of orders and quotations,
- Get the part faster: an increased reactivity from vendors thanks to a their dedicated portal,
- And more...

The Marketplace offers are spread out in the categories chemicals and consumable material, tools and ground support equipment, shelving and storage.

If you have any question, please contact [support.marketplace.ah@airbus.com](mailto:support.marketplace.ah@airbus.com) or your Airbus Helicopters front office.





# Standard Conditions of **Sale**

---

## 1 - DEFINITIONS

- AOG (Aircraft On Ground) means a situation in which the Helicopter is unable to fly or is ineligible to return to service because of an unscheduled need for replacement or major repair of components, that is not related to scheduled maintenance tasks.

- BFE/CFE means Buyer Furnished Equipment / Customer Furnished Equipment.

- Certificate of Conformity (or Statement of Conformity) means the document issued by the Seller's quality assurance organization after completion of procedures approved by the respective authorized national agency certifying the Product's conformity with the Seller's applicable specifications.

- CAMO means Continuing Airworthiness Management Organization.

- Contract means the agreement between the Seller and the Customer of which these Standard Conditions of Sale form part, comprising the applicable Specific Annex(es) and the Purchase Order or Order Confirmation.

- Core Unit means the used Part sent by the Customer to the Seller in case of exchange for an overhauled or repaired Part under the standard exchange service.

- Customer means the person, entity, or company to whom the Seller sells any Products and/or Services under the Contract.

- Customer Center means a subsidiary or an affiliated company of the Seller.

- Documentary Credit means an irrevocable, confirmed and nontransferable documentary credit.

- EASA means European Aviation Safety Agency.

- Helicopter means helicopter manufactured by the Seller.

- Item means transmission components, blades and/or equipment.

- OTL, SLL mean respectively Operating Time Limit and Service Life Limit.

- Part means a piece of an Item or a Product.

- Party/Parties mean either separately or collectively the Customer and/or the Seller.

- Product(s) means the goods to be provided by the Seller under the Contract in compliance with the applicable specification and/or definition, including all types of Helicopters, optional equipment, Spare Parts, tools, other equipment, documentation, technology, data, software on a Product (and any other goods mentioned in the Specific Annex(es), when applicable).

- Production Organization Approval (POA) means approvals issued by the respective competent authority to the Seller in compliance with EASA part 21/G regulation.

- Order Confirmation means the acknowledgement of receipt of the Customer's order by the Seller, i.e. either the confirmation sent by the Seller to the Customer to take into account the Customer's order or the approval sent by the Customer to the Seller on the Quotation.

- Purchase Order (or Order) means the order covering the acquisition of Products and/or Services.

- Quotation means the priced offer and associated conditions, sent to the Customer by the Seller.

- RMA means Return Material Authorization format provided by the Seller for the purposes of the warranty article and/or R&O Service.

- R&O means the following activities: repair, overhaul, standard exchange, inspection and modification of an Item.

- Seller means Airbus Helicopters (SAS) located in Marignane, France and/or Airbus Helicopters Deutschland GmbH, located in Donauwörth, Germany.

- Service(s) means the services which may be performed under the Contract consisting of:

- performance of R&O
- Technical Data, technical assistance, technical expert
- services, and/or tool rental
- performance of Training,
- SaaS,

- and any other services mentioned under the Specific Annex(es), when applicable.

- SaaS (Software As A Service) means a software application available online on an internet website and/or a software application available on defined mobile operating system(s).

- Specific Annex (or Annex) means the annex of the SCS outlining specific conditions.

- Spare Parts means new parts to be provided by the Seller.

- SCS means general Standard Conditions of Sale for Products and Services.

- SB means Service Bulletin.

- STC means Supplemental Type Certificate and also refers to an equipment which has a STC.

- TAT means Turn Around Time, from the time the Seller receives the Customer's Item and its related and valid documents in its facility up to the time the Item is at the Customer's disposal Free Carrier (FCA) Incoterms® 2010 at Seller's facility, less the Customer's approval lead time and/or less lead time due to Customer's responsibility discrepancies.

- Training Items means training software, training documentation and courseware.

- Training means training need analysis, training courses, simulator sessions and on-the-job training.

- TSN, TSO, TSR, TBO mean respectively Time Since New, Time Since Overhaul, Time Since Repair and Time Between Overhaul.

- VAT means Value Added Tax.

## 2 - SUBJECT AND SCOPE

These general Standard Conditions of Sale apply to any sale of Products and/or Services sold by the Seller to its Customer(s), excluding brokerage or other distributor activities. The purchase of the Products and/or Services by a Customer is considered to be performed within the framework of its professional activities.

These general Standard Conditions of Sale are supplemented by the relevant Specific Annex(es) as quoted hereinafter, when applicable:

- for Helicopter sales:

- Sale of new Helicopters and associated services
- Sale of pre-owned Helicopters and associated services

- and for Products (other than Helicopters) and Services:

- Sale of Spare Parts
- R&O Services
- Technical Data, technical assistance, technical expert services, tool rental
- Training Services and Training Items
- Helicopter maintenance, repair, overhaul, inspection, upgrade and retrofit
- SaaS

## 3 - PURCHASE ORDER / QUOTATION

### 3.1 Sale of Helicopters and associated Services – Purchase Order

The Helicopter Contract shall be binding when signed by both the Seller and the Customer and shall come into force upon receipt by the Seller of the initial down-payment and subject to compliance to article 4.1.

## 3.2 Products and Services sold independently of a Helicopter sale – Order issuance, acceptance

Customer's Orders shall be confirmed by the Seller in writing. The Contract shall become binding upon receipt by the Customer of the Seller's Order Confirmation and shall come into force upon receipt by the Seller of the down payment when relevant (as mentioned under article 6.2) and subject to compliance to article 4.1.1. The delivery schedule shall become effective upon receipt of the down payment.

In case the Customer requires a Quotation from the Seller, the Contract shall become binding when the Seller receives the Customer's written approval of such Quotation issued without changes. Said Quotation duly signed by the Customer shall constitute the Order Confirmation when received by the Seller.

## 3.3 Purchase Order modifications

### 3.3.1 Modifications to Purchase Order by the Seller

Pursuant to new manufacturing or engineering requirements, obsolescence or new regulations, the Seller shall be entitled to carry out modifications without the consent of the Customer, as long as these modifications do not affect the specification and/or performance of the Product and/or Services, and/or delivery time. Should the requirements affect specification and/or performance of the Product and/or Services, related costs and/or delivery time, the Seller and the Customer shall agree on the contractual consequences. If the Parties fail to reach an agreement within one (1) month, the Seller shall be entitled to terminate the Contract under the conditions stated in article 14.2.

### 3.3.2 Modifications to Purchase Order modifications by the Customer

Any changes or configuration changes requested by the Customer require prior mutual written agreement of the Parties and may lead to an adjustment of the price and/or delivery time.

---

## 4 - EXPORT AND IMPORT LICENCES – AUTHORIZATIONS, CUSTOMS

The Customer hereby undertakes to comply at all times with all applicable laws and regulations in particular and not limited to national and international anti-corruption, anti-money laundering and export control laws and regulations (together "Regulatory Rules").

### 4.1 Representation from the Customer and Know your Customer policy

The Customer undertakes to provide truthful, accurate and complete information to the Seller such as may be required by the Seller from time to time to comply with its obligations pursuant to the Regulatory Rules, including but not limited to information on the Customer's corporate structure and shareholding, or source of financing of the Contract. The Contract will only come into force once the Seller has received from the Customer all required information and performed all necessary verifications pursuant to the Regulatory Rules and to the "Know your Customer" policy of the Seller.

During Contract execution, failure by the Customer to comply with the Regulatory Rules and /or failure to timely provide all necessary information and/or cooperate with the Seller shall entitle the Seller to terminate the Contract forthwith without any prior notice and liability whatsoever.

### 4.2 Export and Import licences - authorizations

All Products, including but not limited to item(s)/commodity(ies) (goods/hardware, software and technology(ies)) and/or Services may be subject to export laws and regulations as well as national, foreign and international regulations, and the Parties acknowledge that violations to such laws and regulations are prohibited.

The Seller will perform all necessary and appropriate procedures for requesting any official authorizations (such as export licences) needed for the performance of the

Contract. The Customer agrees to provide reasonable assistance or any documentation or certificate requested by the Seller to obtain the necessary authorizations and/or to ensure compliance with the applicable laws and regulations. The Seller shall not be held liable if the authorizations are not granted or are granted with delay or if an authorization that has been granted is revoked or not renewed. Such event shall be considered as a force majeure event as defined in article 13.1.

The Customer shall obtain in due time any import licence/authorization required in its country for the Products and/or Services covered in the Contract and shall provide in due time the Seller upon its request with an end-user certificate duly signed by an empowered representative or, when necessary, its national authorities. The Seller agrees to provide, upon Customer's written request, reasonable assistance and any documentation for obtaining the import licences and/or to ensure compliance with the applicable laws and regulations.

Export licences/authorizations are provided for a specific end-use/enduser and/or with specific provisions and/or conditions. The Customer undertakes to abide by the content of governmental licences/authorizations and to warrant and represent certificates signed in the context of application procedures. Any change in the end-use/ end-user of the corresponding Products and/or Services requires the prior authorization of the government that has issued the said export licences/authorizations. Therefore, prior to any transfer of control, possession, registration, title, ownership, etc. of Products and/or Services to any third party, the Customer shall notify the Seller thereof in order to allow the Seller to assess the necessary actions to be taken and the procedures to be applied. The Customer shall then follow the instructions given by the Seller.

The Parties also agree not to re-export any technical information or technology that may be exported under the Contract without first obtaining the other Party's approval and, when necessary, approval from the relevant Governmental authorities.

## 4.3 Customs

Irrespective of the applicable Incoterm, if Products are exported directly to a country outside the European Union, the Seller will provide appropriate export customs documentation to the Customer or its designated freight forwarder. The Customer guarantees correct closure of the related customs procedure in due time on leaving the European Union or the country of dispatch. In case of non-compliance, the Customer shall be liable for any additional costs and charges imposed on the Seller by the national tax administration.

If the Seller transports the Products by ferry-flight, the Customer will have to provide additional documentation to the Seller to prove exportation for VAT purposes. The Seller will inform the Customer of the required documentation in due time before the delivery date.

---

## 5 - PRICES

### 5.1 General

Prices are stated and payable in Euros.

Helicopter prices and the prices of other Products and Services sold together with Helicopters are according to the baseline Helicopter definition in force at the date of signature of the Contract and to the specific configuration and scope detailed in the Contract.

For Products and Services sold independently of Helicopters, all invoices for Products and Services will be at the prices stated in the relevant Seller's price list in force, or in the relevant Quotation. The Seller's price lists are subject to regular updates.

Prices relate to Products and Services delivered in accordance with the Incoterms mentioned in each Specific Annex of these SCS.

### 5.2 Duties and taxes, VAT

Prices are exclusive of taxes, duties and/or charges resulting from administrative and legislative regulations in force in any country other than the Seller's country and of any customs and duty charges, which shall be borne by the Customer.

Prices are exclusive of VAT or sale taxes or turnover taxes or other similar taxes. If applicable, such taxes will be charged in addition.

### 5.3 Additional costs/ Chargeable amounts

Prices, unless otherwise stipulated in the Contract, do not include any preparation,



packing and crating charges nor any modifications carried out at Customer's request before and after delivery, expenses incurred for the inspection of Products by third parties, expenses relating to freight forwarding, carriage by sea, air or land, ferry-flight, storage and insurance costs incurred after Customer's acceptance.

For all Orders below a minimum amount of two hundred (200) Euros, the Seller reserves the right to invoice a minimum amount of two hundred (200) Euros.

## 6 - PAYMENTS

### 6.1 General

The payment obligation will be considered fulfilled at the time the due amount is irrevocably credited in full to the Seller's bank account. The Customer shall make the payment by bank transfer (swift), which, on the Seller's request, may be secured by a stand-by letter of credit or a Documentary Credit.

Any down payments are non-refundable, as they are necessary to partially cover the production, procurement, financial, administrative and other costs. In the event of payment by Documentary Credit, the Customer shall at the time of the initial down payment and/or Purchase Order, open at its own expense, a Documentary Credit in favour of the Seller for the Contract price, reduced by the initial down-payment, if any. The Documentary Credit shall permit partial deliveries and shall be valid for the total specified period of delivery or performance plus three (3) months covering the time required for preparing the necessary documents and for performing the payment. Should the Documentary Credit expire before full delivery is completed, the Customer shall in due time extend, at its expense, the Documentary Credit without any need for action in this respect on the part of the Seller. The Documentary Credit shall be payable at sight in favour of the Seller as deliveries are made upon presentation of the following documents by the Seller to the bank:

- In case of Helicopter sale :

- Commercial invoice in triplicate,
- Statement of conformity or Certificate of Conformity for Helicopters and optional equipment installed therein,
- Authorized release certificate (EASA Form 1) for packed optional equipment and Spare Parts and
- Certificate of Conformity for miscellaneous parts and tools which are not subject to installation on Helicopter.

- In case of Products and Services sold independently of a Helicopter sale

- Commercial invoice in duplicate, and
- Any document specified by the Seller and mentioned under the Contract.

As well, the stand-by letter of credit shall be opened at Customer's expense and payable upon presentation by the Seller on first demand to the bank of the here-above described documents.

### 6.2 Payment terms

#### 6.2.1 Sale of Helicopters and associated Services

The Customer shall make the following payments:

- An initial down payment of thirty (30) per cent of the contractual amount no later than fifteen (15) calendar days after the signature of the Contract,

- An intermediate down payment of

- Twenty (20) per cent of the contractual amount, six (6) months prior to delivery for H125, H130, H135 and H145 Helicopters, or
- Thirty (30) per cent of the contractual amount, nine (9) months prior to delivery for AS365, H155, H175 and H225 Helicopters,

- The balance of the total contractual amount at the time of the acceptance of the Products and Services and prior to delivery.

In case of sale of pre-owned helicopter(s), the Customer shall make the following payments:

- An initial down payment of thirty (30) per cent of the contractual amount no later than fifteen (15) calendar days after the signature of the Contract,

- The balance of the total contractual amount at the time of the acceptance of the

Products and prior to delivery.

#### 6.2.2 Products and Services sold independently of a Helicopter sale

For any Order, the Customer shall make the following payments:

- Upon Contract signature, a thirty (30) per cent down payment of the total amount of the Contract shall be paid by the Customer no later than fifteen (15) calendar days following the date of invoice;

- Upon delivery of the Products / performance of the Services, the balance of the invoiced amount of the delivered Products or Items / performed Services shall be paid by the Customer no later than thirty (30) calendar days following the date of invoice.

Nevertheless, for Spare Part Orders not exceeding two hundred thousand (200,000) Euros and for R&O Service Orders not exceeding fifty thousand (50,000) Euros, full payment shall be made upon delivery no later than thirty (30) calendar days following the date of invoice.

Payment terms for Services such as, but not limited to, SaaS or Helicopter maintenance, repair, overhaul, upgrade, retrofit or inspection, are specific and defined in the relevant Specific Annex.

Without prejudice to article 6.3, should the Customer be in a situation of past due balance exceedance towards the Seller, the Seller is entitled, without prior notice, to

- alter the terms of payment and request cash in advance payment for any Order and/or

- postpone any Product delivery or Service performance ordered by the Customer to the Seller in any agreement without any liability whatsoever to the Seller; the Seller may charge the Customer for any additional costs and/or expenses incurred as a result of such postponement, such as but not limited to storage, maintenance, loss of training slot.

Unless otherwise agreed, no discount shall be granted by the Seller to the Customer in case of early payment.

### 6.3 Penalties for late payment

Payment shall under no circumstances be postponed or apportioned for any reason whatsoever. Consequently, in case of late payment, the Customer shall pay to the Seller interest on the unpaid amount at the rate calculated on the basis of ten (10) percentage points per annum computed on the basis of 365 days/year and the actual number of days elapsed since the due date until the actual date of payment without any need for a formal demand or any prior notice.

Without prejudice to the above, should the Customer fail to pay or in the event of a delay in payment, the Seller will be entitled to extend the schedule for an equivalent time period and/or suspend performance of the Contract and/or in all cases, definitively retain the amount of any payments already made by the Customer. The retention of any such payment shall not preclude the Seller from seeking compensation from the Customer for further damages and/or costs. In the event of a delay or failure by the Customer to pay for more than two (2) months, the Seller shall be entitled to terminate the Contract for default of the Customer under the conditions defined in article 14.2.

In addition, when French law is applicable as per article 15, the Customer shall also be liable to the Seller for a fixed amount of forty (40) Euros for cost recovery fees pursuant to French code of commerce article L. 441-6. If the actual costs incurred by the Seller in recovering unpaid sums exceed forty (40) Euros, the Seller shall be entitled to ask for additional compensation upon producing evidence of such actual costs.

## 7 - QUALITY ASSURANCE AND AIRWORTHINESS

### 7.1 General

Airbus Helicopters and Airbus Helicopters Deutschland GmbH hold

- a POA issued by EASA according to Part 21/G regulation,

- a maintenance organisation approval in compliance with the EASA Part 145 regulation, as issued by its respective national civil aviation authorities, and

- a training organisation approval in compliance with the EASA Part 147 for maintenance staff and helicopter Part FCL (Flight Crew Licensing) for aircrews as issued by its respective national civil aviation authorities.

The privileges of an approved production organization include the issuance of airworthiness documents.

The Seller holds a CAMO approval certificate issued by its national civil aviation authority in compliance with EASA Part M/ Subpart G.

The official recognition that Products and repaired / overhauled / standard exchange Items have satisfied the quality assurance procedures is certified by the issuance of the following documents:

For Helicopter(s) in baseline definition and installed optional equipment:

- A Statement of Conformity or Certificate of Conformity issued by the Seller's quality organization to certify compliance with the contractual specification,
- An Aircraft Statement of Conformity (EASA Form 52) for Helicopters sold to customers of EASA member states signed by the Seller's authorized certifying staff within the above mentioned POA. The EASA Form 52 allows the issuance by the national civil aviation authority of the certificate of airworthiness for the European countries members of EASA, or
- A certificate of airworthiness for export, for Helicopters sold outside the European Union, issued by EASA upon submission by the Seller of the above mentioned original Helicopter Statement of Conformity (EASA Form 52),
- For the concerned components/equipment, a hard copy of the logcard or a digital one at the Customer's choice,
- Upon request, a certificate of non-registration issued by the national civil aviation authority.

For optional equipment delivered packed, Spare Parts and repaired / overhauled / standard exchange Items:

- Upon request, a Certificate of Conformity or other equivalent document issued by the Seller's authorized certifying staff, for standard components,
- An authorized release certificate (EASA Form 1) for other certified components or non-standard Spare Parts issued on behalf of the national civil aviation authority by the Seller or the Seller's selected workshop,
- A logcard if applicable For new parts/items: a hard copy or a digital one at the Customer's choice,

For other parts/items: if the Customer is using the paper format, in the same format as provided by the Customer, the previous customer or previous user as applicable; if the Customer is using the digital format, a digital one,

- A dual or tri release if required through a bi/tri lateral agreement between authorities (e.g. Federal Aviation Regulation (FAR) 145 / Transport Canada Civil Aviation (TCCA) 145).

For miscellaneous parts and tools which are not subject to installation on the Helicopter (if applicable):

- A Certificate of Conformity issued by the Seller.

The Customer that has its civil helicopter registered in a country under EASA regulation is responsible of any task related to the management of the continuing airworthiness of the helicopter or shall transfer this obligation by signing a contract with a CAMO in order to ensure the proper accomplishment of the airworthiness management activities in accordance with the regulations in force (Part M/ Subpart G). Upon signature of the Contract with the Seller, the Customer shall indicate who will assume the responsibility of the CAMO.

## 7.2 Modifications after delivery

The Seller will notify the Customer of any modifications that the competent national airworthiness agency has decided to impose on Helicopters or Spare Parts of the same type. In the event of such modifications, the Seller shall make available to the Customer, within a reasonable time, at the latter's request and expense, the equipment kits required to incorporate such modifications to the Helicopter and Spare Parts previously delivered. For this purpose, the Customer shall receive at no additional cost the technical information bulletins relating to the type of Helicopter mentioned in the Contract for as long as at least one (1) Helicopter of the type remains in service with the Customer.

# 8 - ACCEPTANCE AND TRANSFER OF OWNERSHIP AND RISK

## 8.1 Helicopter acceptance activities

### 8.1.1 Helicopter acceptance activities by the Seller

Prior to Customer's acceptance activities for new Helicopters, the Seller shall perform production ground and flight tests on Helicopters. Flight tests will not exceed per Helicopter:

- Twenty (20) flight hours for H125, H130, H135 and H145 or,
- Thirty (30) flight hours for AS365, H155 and H175 or,
- Fifty (50) flight hours for H225.
- Equipment and components may be delivered with up to fifty (50) hours and/or the remaining time of equipment and components may be reasonably affected by the industrial cycle. Additional hours may be flown in the event that development and installation of specific equipment is requested by the Customer. The cost of such additional hours shall be borne by the Customer. Helicopter non conformities with certified definition, which have an impact on Helicopter operation and maintenance by the Customer, shall be submitted to the Customer for approval.

Upon satisfactory completion of the Seller's acceptance activities, a Certificate of Conformity will be issued by the Seller. As from the date of issuance of this document, the Helicopters shall be deemed ready for Customer's acceptance, referred to as the "Ready for Acceptance" date.

### 8.1.2 Helicopter acceptance activities by the Customer

Not later than (1) month prior to the date on which a Helicopter is to be Ready for Acceptance by the Customer, the Seller will provide the Customer with a procedure describing the acceptance process (organization, schedule, documents, etc) and document(s) defining the flight tests that could be performed by the Customer (hereinafter referred to as "Acceptance Test Document(s)"). The purpose of these tests is not to re-perform certification tests. These documents shall be valid for all Helicopters of the same type.

Within one (1) week after receipt of the Ready for Acceptance notice, the Customer shall send to the Seller the information required from the Customer's representatives in order to be admitted to the Seller's premises. The Customer's inspection team shall not exceed three (3) persons.

The acceptance activities by the Customer shall not exceed, per Helicopter:

- One (1) day for H125, H130, H135 and H145, or
- Two (2) days for AS365 and H155, or
- Three (3) days for H175 and H225.

The Customer shall bear its own expenses and costs related to the Customer acceptance activities including but not limited to travel and accommodation of its representatives during this process.

During the Customer's acceptance activities, it may perform acceptance flights, the combined time of which shall not exceed per Helicopter one (1) flight hour for H125, H130, H135 and H145 Helicopters and two (2) flight hours for AS365, H155, H175 and H225 Helicopters.

Acceptance flights will follow the format and procedures described in the Acceptance Test Document(s) provided by the Seller and shall be carried out under the responsibility of a Seller's pilot acting as pilot in command.

Unless a major deviation from the specification is found during the Customer's acceptance, the Customer shall accept the Helicopters as being in conformity with the contractual specifications. The acceptance shall be acknowledged by the Customer's signature of an acceptance certificate, designated as "Acceptance Protocol" and/or "Acceptance and Transfer of Ownership Protocol". If the acceptance certificate is not signed within the above acceptance time period, and without such absence of signature being duly justified in writing explaining the precise reason of the rejection and the contractual grounds thereof, or if the Customer does not attend the acceptance procedure, the acceptance shall be deemed to have been granted by the Customer.

## 8.2 Acceptance of the other Products than the Helicopters and Services

A Certificate of Conformity or equivalent document is issued by the Seller for Products other than the Helicopters. With regards to Products other than Helicopters, the Customer shall check and notify any defect and/or non-conformity with the Order and/or missing associated documentation in a documented registered letter:

- within twenty one (21) calendar days as from the date the Seller has notified that the Product is ready to be collected, or

- in case of Products delivered CIP or DAP, the time frames for acceptance are the following:

- forty eight (48) hours for AOG Orders,
- fifteen (15) calendar days after delivery for Training Items and/or technical publications

and claims against the carrier shall be made within three (3) working days as from the date of receipt of the Product. After expiry of said periods, the Customer's acceptance of the Products shall be deemed given unless the Customer's refusal is duly substantiated in writing and explaining the precise reason of the refusal and the contractual grounds thereof.

For the Services, except SaaS, a certificate of completion of Services or assignment sheet shall be issued once the Service has been performed. The Customer shall sign the form certifying that the Service has been provided in accordance with the Contract. Unless the Customer's refusal is duly substantiated in writing and explains the precise reason of the refusal and the contractual grounds thereof, the Service shall be deemed accepted five (5) working days after issuance of the certificate of completion of the Services or of the assignment sheet. SaaS, including any and all of their supporting elements and content, are provided on an "as is" and "as available" basis.

## 8.3 Collection of Products

After the transfer of ownership, the Customer shall collect the Helicopter within two (2) weeks in case of ferry flight or within one (1) month if it is to be dismantled or conditioned for sea, air or road transport. If the Customer has requested pilot's training following the acceptance of its Helicopter, said duration shall be extended by the time required to train its pilot(s) on its Helicopter.

The Customer shall collect any optional (i.e. not installed on Helicopter) packed equipment, Spare Parts, R&O Items and/or tools:

- within four (4) weeks for Products sold together with Helicopters
- within fifteen (15) calendar days otherwise following the notification by the Seller to the Customer of its availability.

If the Customer fails to pick up its Products within the above mentioned periods of time:

- The Customer shall reimburse the Seller any expenses incurred by the Seller such as maintenance, storage, insurance, taxes and associated penalties if any, levies, etc. The foregoing does not constitute any obligation for the Seller to maintain, store or insure the Products beyond the date the Products should have been collected.

- The Seller may terminate the Contract as per article 14.2 and shall not be liable for any loss or damages incurred by the Customer as a consequence of such termination.

In the event that the Products are delivered in consigned containers, the Customer shall return said containers at its expense within fifteen (15) calendar days after they are made available to the Customer by the freight forwarder. After the expiry of this period, the Seller shall be entitled to invoice the container at its current price.

## 8.4 Transfer of ownership and risk

### 8.4.1 Helicopters

Transfer of ownership of the Product shall be subject to the prior fulfilment by the Customer of its obligations, in particular full payment of the balance of the Contract and interest, if any. Upon signature of the "Acceptance Protocol" or the "Acceptance and Transfer of Ownership Protocol" by the Seller and the Customer and upon full payment of the Contract price, the ownership of the Products is transferred from the Seller to the Customer. The Seller shall also immediately issue the bill of sale.

All risks relating to the loss of or damage to the Products shall pass to the Customer upon transfer of ownership following delivery, as per the Incoterms specified in the Specific Annex applying to the sale of new Helicopters and associated Services.

Until the transfer of risks to the Customer, the Seller shall maintain an insurance coverage whose the scope, the limits of cover and the duration are as wide as what is usually practiced in the aviation industry for the activities to be performed by the Seller.

From the transfer of ownership to the Customer,

- the Customer shall effect and maintain, at its own cost, an appropriate insurance coverage, including but not limited to a hull all risk and hull war risk insurance coverage;
- with respect to the Customer's hull all risk and hull war risk insurance coverage, the Customer shall cause the insurers of the Customer's hull insurance policies to waive all rights of subrogation against the Seller, its assignees and its directors, officers, agents and employees.

From the transfer of risks, the Customer shall bear all risks related to the Helicopter

and waive the right of any recourse of any nature whatsoever against the Seller, its assignees and its directors, officers, agents and employees to this respect.

In case of collection of the Product by the Customer as per article 8.3, the Seller shall remain liable for any damage to the Products due to the Seller's negligence, gross negligence or wilful misconduct until the collection of the Product provided that the collection is made in the timeframe defined in the two first paragraphs of article 8.3.

At Customer's request and costs, and according to the terms of the Contract, the Seller will dismantle and package the Helicopter for transportation after the transfer of ownership.

### 8.4.2 Products other than Helicopters

The transfer of ownership of any Products other than Helicopters shall take place:

- at the Seller's facility, at the time of their collection by the forwarding agent appointed by the Customer, or

- in case of Products delivered CIP or DAP, at the mentioned delivery place, and shall be subject to the prior performance by the Customer of its obligations in particular the full payment of the delivered Products and interest, if any.

As a result, should the Customer fail to pay according to the contractual payment terms, the Seller reserves the right to terminate the Contract through notification sent by registered letter and, if the Products are already delivered, to demand that said Products be returned.

If the laws of the country where the Products are delivered do not allow the Seller to regain ownership, the Seller shall be entitled to benefit from any other rights that such laws may confer. The Customer shall implement all measures necessary to protect the Seller's aforementioned rights. In all cases, this will not prevent the Seller from claiming any damages.

Risk of loss or damage to the Products is transferred to the Customer at the time of delivery of the Products by the Seller as determined by the agreed Incoterms® 2010.

## 8.5 Adherence to the delivery date

Adherence to the delivery date is conditioned upon the Customer fulfilling all of its contractual obligations.

## 9 - WARRANTY

### 9.1 General

The Seller warrants that the Products and Services provided, except the turbine engine(s), specific equipment with a STC mentioned in the Contract (if any) and MEGHAS avionics equipment, are free from defects in material and workmanship under normal use and service and that software identified in the applicable Helicopter specification substantially provides the functions set forth in the said specification or in the applicable SB.

The turbine engine(s) as well as the MEGHAS avionics equipment installed in the Helicopter and STCs equipment identified in the Purchase Order are covered by the warranty granted by the manufacturers of these items (Safran Helicopter Engines, Pratt & Whitney and Thales and the STC holder), the benefits of which the Seller hereby assigns on to the Customer who hereby acknowledges and accepts such assignment.

As soon as possible but no later than fifteen (15) calendar days after the discovery of a defect, the Customer shall furnish to the Seller, by using a warranty claim form provided by the Seller, the full details of its claim and the basis thereof. As soon as it receives the said form, the Seller will forward to the Customer a warranty claim acknowledgment and a RMA form. Within fifteen (15) calendar days following the receipt of such documents the Customer shall return the allegedly defective Parts to the Seller. If the Customer fails to return the allegedly defective Parts in due time, the Seller reserves the right to invoice the replacement Parts which have been ordered or produced for the Customer at the price stated in the relevant Seller's price list in force, or in the relevant Quotation.

The Seller will compensate reasonable transportation costs outbound from the Customer premises to the Seller's premises for the repairable Parts for which the benefit of the warranty has been granted by the Seller. The Customer shall send the invoice to the

Seller by the end of each quarter and in any case not later than three (3) months after the acceptance by the Seller of the warranty claim. Corresponding credit notification will be issued on a quarterly basis by the Seller and shall be applicable to Spare Parts and/or R&O invoice(s). Insurance, customs expenses and other charges as well as the expenses incurred by the Customer for the removal, re-installation, calibration and troubleshooting operations with respect to such Parts shall be borne by the Customer.

However, during the first year of the warranty of a new civil Helicopter (except H215 one), for each valid warranty claim, the Seller will compensate in kind the Customer for reasonable labour charges related to warranty issues on the basis of removal and re-installation of the concerned Part(s) (troubleshooting excluded). These labour charges flat rates in force are defined by the Seller per category and are available to the Customer on request. Such compensation shall be cumulated on a monthly basis under the form of a credit which shall be valid for one (1) year and shall be used by the Customers for paying ordered Spare Parts. If applicable, the Customer hereby authorizes the Seller to grant the credit to the company who manages and performs the warranty claim on its behalf for the final benefit of the said Customer.

Said credit(s) shall not apply in case of Customer's default, such as, but not limited to, late payment and payment failure. For Parts for which the benefit of the warranty has been granted by the Seller, the return transportation costs to the Customer premises shall be borne by the Seller.

The warranty exclusions are as follows:

- Parts and any associated costs incurred for scheduled maintenance, or
- if the Customer has failed to notify the Seller of its warranty claim within two (2) weeks from the failure occurrence date, or
- if the supply and/or any part thereof is stored, freighted, operated, maintained, installed, repaired or overhauled otherwise than in accordance with the manuals, documentation and instructions delivered by the Seller, or
- in the event that maintenance activities have not been properly entered in the appropriate logbook (or in case of failure to produce the logbook to the Seller if so requested), or
- if the defective Product or any part thereof has been repaired or altered otherwise than as instructed by the Seller or its subcontractors/suppliers, or
- if the Product or any part thereof has suffered an accident, or
- in the event of a defect that is the result of normal wear and tear, or
- if the Product has not been delivered by the Seller, or
- if such Product or any part thereof is not properly stored and protected in accordance with instructions delivered by the Seller, or
- if the defect is partly or wholly caused by a defective item not provided by the Seller, or
- if the software or the host media is exposed to any computer virus or to any conditions in excess of those published in the applicable manuals, documentation and instructions delivered by the Seller, as well as any alteration and/or modification not validated by the Seller, having an impact on the software, or
- normal wear and tear of item(s) such as, but not limited to, seals, tires, inner tubes, bulbs, packings and similar consumables parts. The warranty is granted to the Customer personally.

As a consequence, should the Customer sell a Helicopter during the warranty period, it undertakes to notify the Seller of the new owner's name at the time of the transfer of title. Notwithstanding, any request for warranty transfer to any third party within the six (6) months following the Helicopter's delivery is subject to the prior written consent of the Seller. Should the Customer want the warranty to be managed by a third party, it shall then provide the Seller with a power of attorney authorizing the said third party to act on its behalf. The warranty constitutes the Seller's sole liability in case of breach of the warranty obligation, and is exclusive and in lieu of any other warranty or remedy available under the Contract or at law.

## 9.2 Warranty period

The Seller's obligation under the warranty is limited to the repair - or replacement at

the Seller's discretion - of the allegedly defective Products or Services that have been returned to its facility and, at the time of any repair or replacement have been recognized by the Seller after expert investigation as defective. To be eligible under this warranty, the alleged failure must have occurred within the time-limits mentioned here-after:

- For new civil Helicopter(s) (except H215 one) in baseline definition and installed optional equipment:
  - Within two thousand (2,000) flying hours or thirty six (36) months after their acceptance at the Seller's factory, whichever event occurs first.
- For Spare Part(s) and SB kit(s):
  - Within one thousand (1,000) flying hours or twelve (12) months from the time they are fitted to the Helicopters or twenty four (24) months after their delivery from the Seller's factory, whichever event occurs first.
- For tool(s):
  - Within twenty four (24) months after their delivery from the Seller's factory.
- For Training Item(s):
  - Within the twelve (12) months after their delivery from the Seller's factory.
- For repaired, overhauled and standard exchange Items, and used Part(s):
  - Within five hundred (500) flying hours or six (6) months from the time they are fitted to the Helicopters or twelve (12) months after their delivery from the Seller's site, whichever event occurs first. For repaired Item, the warranty is limited to the repair done and/or the Parts replaced.
- For tools repaired, overhauled or returned for calibration:
  - Within twelve (12) months after their delivery from the Seller's site.
- For workmanship:
  - Within five hundred (500) flying hours or six (6) months from the signature date of the acceptance certificate by both Parties, whichever event occurs first.
- Warranty periods in case of sale of pre-owned Helicopter(s) are defined in the relevant Specific Annex.

Software identified in the applicable Helicopter specification shall only be considered as non-conforming, if there are substantial deviations of the functions supported by software from the Helicopter specifications. The Seller will, at its sole discretion, remedy such non-conforming software for the considered Helicopter by providing a correction release of the software or by finding a reasonable workaround. The Customer shall supply the Seller with all necessary information and documentation in its possession, to enable the Seller to investigate and rectify such non-conforming software. The Seller warrants the software identified in the applicable Helicopter specification provided that the alleged warranty is notified by the Customer to the Seller within one hundred and eighty (180) calendar days from the date of delivery of the Helicopter to the Customer.

The warranty conditions for software embedded in the delivered Spare Parts or in the delivered repaired/overhauled/ standard exchange Item shall be the ones applicable to the software delivered with the Helicopter, as mentioned in the previous paragraph.

Any SaaS, including any and all of their supporting elements and content, are provided "as is" and "as available". The warranty period on the repaired or replaced part(s) shall be the warranty period that was remaining on the respective defective part. The part(s) removed for which the Seller supplies a replacement part(s) shall become the property of the Seller.

## 9-3 German legal warranty

For Contracts governed by German law, the German legal warranty (Sachmängelhaftung) supersedes the standard warranty conditions described here above for the first twelve (12) months. During this period, and provided that the German legal warranty is applicable, the Seller may elect to repair or replace the defective Products.

---

## 10 - CONFIDENTIALITY

During the performance of the Contract, the proprietary information of the Parties shall be protected as follows: the term "Proprietary Information" shall mean any information or data in whatever form (either in writing or orally, subject to the conditions set forth hereinafter, and including but not limited to any written or printed documents, samples,



models or any means of disclosing such Proprietary Information that the disclosing Party may elect to use during the life of the Contract), disclosed by either Party to the other and which is designated as proprietary to the disclosing Party by an appropriate stamp, legend or any other notice in writing, or when disclosed orally, has been identified as proprietary at the time of disclosure and has been promptly (thirty (30) calendar days at the latest) confirmed and designated in writing as Proprietary Information of the disclosing Party.

The receiving Party hereby covenants that, from the effective date of the Contract, the Proprietary Information received from the disclosing Party shall:

- a) be protected and kept in strict confidence by the receiving Party, which must use the same degree of precaution and safeguards as it uses to protect its own Proprietary Information of like importance, but in no case any less than reasonable care; and
- b) be only disclosed to and used by those persons within the receiving Party's organization who have a need to know and solely for the purpose specified in the Contract; and
- c) not be used, in whole or in part, for any purpose other than the purpose of the Contract without the prior written consent of the disclosing Party; and
- d) neither be disclosed nor caused to be disclosed, whether directly or indirectly to any third party or persons other than those mentioned in subparagraph b) above; and
- e) neither be copied nor otherwise reproduced nor duplicated, in whole or in part, where such copying, reproduction or duplication has not been specifically authorized in writing by the disclosing Party.

Any Proprietary Information and copies thereof disclosed by either Party to the other shall, subject to any third party rights, remain the property of the disclosing Party and shall be immediately returned by the receiving Party upon request.

## 11 - INTELLECTUAL PROPERTY

The Seller retains all rights in respect of developments, inventions, know-how, production procedures and any intellectual property rights relating to the Products and/or Services.

Nothing in the SCS shall be construed as a legal transfer of or licence to (other than specified hereafter), any patent, utility or design model, copyright, trademark, know-how or other intellectual property right. Copying and/or reproducing and/or communication and/or transmission to a third party of Seller's Products or Services or technical information or publications or training manuals, either wholly or partially, without the Seller's written express approval is strictly forbidden (except for the copying by the Customer of technical documentation provided by the Seller exclusively for the purposes of operation and maintenance of the Helicopters by the Customer).

The Seller grants the Customer a non-exclusive, non-transferable licence to use

- a SaaS for the purposes of operating and/or maintaining helicopters and/or
- the executable form of the software on the related Product, for the purposes of operating the Helicopters.

This licence does not entitle the Customer to receive free of charge updates of such software. The Customer shall not decompile, disassemble, modify, reverse assemble, reverse engineer or reduce to human readable form, the software and/or any SaaS except to the extent the foregoing restriction is, by operation of applicable law, prohibited or of no effect.

## 12 - LIABILITY

Notwithstanding any provision to the contrary in the Contract or elsewhere, the total and cumulated liability of the Seller under the Contract, due to any and all causes whatsoever, whether based on breach of contract or in tort or otherwise, shall in no event exceed in aggregate an amount equivalent to ten per cent (10%) of the total net Contract price.

The above limitation shall not apply in the event of gross negligence, wilful misconduct, death or bodily injury. Each Party shall be responsible for death or bodily injury arising to its own personnel, whatever the cause. The Parties therefore waive the right to any claim against the other in this respect, except if such death or bodily injury is caused by the gross negligence or wilful misconduct of the other Party.

In no event shall the Parties be liable for any indirect, consequential, incidental, special or punitive damages of any kind, including, but not limited to, damages for any loss of use or profit, loss of assets, loss resulting from business disruption, loss of goodwill or loss of contractual opportunity by the other Party.

To the extent permitted at law, the Seller's obligations and liabilities and the Customer's

rights and remedies as set forth in the Contract are exclusive and are in replacement of any and all other remedies under law or otherwise.

## 13 - FORCE MAJEURE AND EXCUSABLE DELAY

### 13.1 Force majeure

The Seller shall not be held responsible for failure to perform or delay in performing any of the contractual obligations of the Contract if such failure or delay is due to, but not limited to:

- acts of God, war, insurrection, epidemics, sabotage, labour disputes, strikes, lock-outs, shortages of labour, interruption or delays in transportation, fire, explosion, equipment or machinery breakdown, failure or delays of the Seller's sources of supply, shortage in material or energy, or
- acts, orders or priorities resulting from any government action, national or international authorities, or
- acts caused by any supplier or subcontractor of the Seller (or lower level subcontractor or supplier), or
- a bankruptcy or insolvency event concerning any supplier or subcontractor (or lower level subcontractor or supplier), or
- any other case beyond the reasonable control of the Seller.

For the avoidance of doubt, the delay or absence of payment by the Customer cannot be considered by it as a case of force majeure. In case of force majeure, the contractual delivery date shall be extended by such period of time reasonably required to remove and/or overcome the event of force majeure and its effects.

### 13.2 Excusable delay

Any postponement of the contractual dates due to the following causes shall not constitute a delay:

- a) BFE/CFE not delivered according to the schedule stated in the Contract or found defective and which consequently requires to be replaced by the Customer or,
- b) Changes or additions to the Contract requested by the Customer or,
- c) Any failure or omission by the Customer to perform its obligations set forth in the Contract.

Any additional costs incurred by the Seller as a result of the occurrence of one of the above events shall be invoiced by the Seller and paid by the Customer over and above the Contract Price.

## 14 - TERMINATION

### 14.1 Extraordinary termination

Each Party may immediately terminate or reduce the scope of the Contract by notice in writing to the other Party if:

- A petition is filed, a notice is given, a resolution or a court order is passed in connection with the winding up of the other Party, or
- The other Party becomes bankrupt or insolvent.

### 14.2 Termination for default

A Party may terminate all or part of the Contract for default of the other Party in the event that the other Party persistently fails to perform its obligations and despite the non-defaulting Party having notified by acknowledgment of receipt the defaulting Party to take adequate corrective measures and provided no such measures have been proven to have been taken within a period of two (2) months, following the above notice. The termination shall occur without any specific formality other than the above notice.

In the case of termination for default, the following shall apply:

- In case of default of the Customer:

a) the Customer shall reimburse the Seller for all costs (including but not limited to raw materials, labour, overhead, storage and financial fees) incurred by the Seller or which the Seller could not avoid incurring (including termination indemnities, if any, under the contracts between the Seller and its subcontractors or suppliers or under the second level contracts or subcontracts),

b) the Customer shall pay to the Seller a termination indemnity equal to ten per cent (10%) of the contractual price as well as an indemnity equal to the damages sustained by the Seller,

c) the Customer shall indemnify the Seller in case other remedies are available by the Customer under the Contract, than those mentioned under paragraphs a) to b) above, and

d) the Seller shall be entitled to retain any payments already made by the Customer, until an agreement is found on the above or the dispute resolution has been implemented and a decision has been taken in consequence.

- In case of default of the Seller:

a) the Seller shall be entitled to deliver the remaining non-faulty Products and render the remaining non-faulty Services, and shall be paid the corresponding price thereof,

b) the Seller shall return to the Customer all the BFE/CFE remaining in its premises, once the Products are delivered and/or the Services are rendered,

c) the Seller shall refund the Customer, the amount of the down payment which refers to the unfulfilled part of the Contract, and

d) the Customer shall possibly apply the liquidated damages, if any.

## 14.3 Termination for force majeure

13.1 which lasts more than six (6) consecutive months, the Parties shall meet in order to determine under which conditions they wish to pursue the Contract or if they do not reach an agreement within a one (1) month period, either Party shall be entitled to terminate the Contract, without being entitled to claim for any damages or compensation in any form whatsoever from the other.

## 15 - APPLICABLE LAW AND DISPUTE RESOLUTION

The Contract shall be governed by German law for the sale of Products and/or Services by Airbus Helicopters Deutschland GmbH and by French law for the sale of Products and/or Services by Airbus Helicopters. Irrespective of the applicable law, the United Nations Convention for the international sale of goods is excluded.

The Parties shall attempt to amicably settle any dispute, controversy or claim arising out of or in connection with the Contract. If two (2) months after the occurrence of such dispute, controversy or claim, the Parties have failed to reach an agreement, then the dispute, controversy or claim, depending on the contractual aggregate amount shall be settled as follows:

- A dispute will be finally settled under the rules of arbitration of the International Chamber of Commerce (ICC) by three (3) arbitrators appointed in accordance with the said rules.

- In the specific case of a dispute of which the aggregate amount does not exceed ten million (10 000 000) Euros, the Parties agree to opt for a fast track arbitration process in accordance with the ICC rules.

The place of arbitration shall be Geneva (Switzerland) and the language of the arbitration shall be English.

However, in all cases, should the Seller elect to choose a local court jurisdiction due to arbitration not being adapted to the specific nature of the dispute, in particular the need for immediate injunctive relief or to recover sums due, then such local court will be competent to settle the dispute. The Parties hereby consent and agree to be subject to the jurisdiction of the aforesaid courts and/or arbitration and, to the greatest extent permitted by the applicable law, the Parties hereby waive any right to seek to avoid the jurisdiction of the above courts on the basis of the doctrine of forum non conveniens.

Unless otherwise agreed by both Parties, the fact that any dispute has been referred to arbitration pursuant to this article shall not relieve either Party from any of its obligations

as set out in the Contract.

## 16 - DATA EXCHANGE

### 16.1 General

In order to improve the Products, their reliability and availability and the Customer services, the Seller has set up a data exchange process based on maintenance and operational data coming from the Customer's helicopters in service. The Data will notably consist of:

- Helicopter data generated by on-board recording systems,

- information system data, such as maintenance, operation, logistics and airworthiness data and

- data loaded to, transmitted by and/or stored as well as data generated by the SaaS as a result of the use of the SaaS.

For these purposes, the Customer, or its designated entity for operations and/or maintenance, hereby authorizes the Seller on a free and non-exclusively basis:

- to collect such Data.

- to use the Data to create processed data (Data which is reconciliated, enriched, qualified and selected by the Seller)

- for the Seller's and its Customer Centers' use,
- for the use of the engine manufacturer and the Seller's main suppliers bound by confidentiality obligations,
- for the Customer's use subject to a specific agreement,

Such use of the processed Data shall be for the purpose of, but not limited to, current business activities such as trend monitoring, benchmarking, data mining, performance calculation, statistical or predictive analysis, data aggregation, report issuance, studies, summaries, analyses, reports or oral discussions thereof.

The processed Data are de-identified and anonymized, not enabling to identify the Customer and/or its designated entity.

As applicable, the Customer shall cause its designated entity for operations and/or maintenance to abide by the provisions of this article 16.

### 16.2 Data confidentiality and intellectual property

The Parties agree that any and all Data disclosed by the Customer or its designated entity to the Seller shall be deemed confidential. Nevertheless, after achievement of the de-identification process, the outcome of analysis, studies, statistics, results performed by the Seller and based on such Data shall not be deemed confidential anymore, therefore the Seller shall be entitled to use it in the conditions defined in the foregoing paragraph.

The Seller owns all foreground intellectual property based on such Data exchange notably with regards to the processed Data, the result of any and all analysis, studies or statistics performed by the Seller.

Notwithstanding the confidentiality obligations here above, the Seller may disclose the Data

- to the Seller's officers, employees, professional advisers, insurers, agents, subcontractors and suppliers who have a need to access the Data for the performance of their work with respect to the permitted purpose and who are bound by a written agreement or professional obligation to protect the confidentiality of the Data.

- to any governmental agency or judge legally authorized to have access to the Data.

### 16.3 Data related liability

Notwithstanding anything to the contrary in the Contract, the Seller or its Customer Centers shall not be liable toward the Customer or its designated entity in the frame of the analysis of the Data and/or in connection with the Customer's helicopter maintenance, repair and flight operations as a result of the disclosure of confidential information by the Customer or its designated entity to the Seller or its Customer Centers or as the result of any exchange or analysis of information collected through the process.

---

## 17 - MISCELLANEOUS

These SCS along with the applicable Specific Annex(es) and Purchase Order (or Order) constitute the entire agreement between the Seller and the Customer. They supersede all previous communications and/or agreements either oral or written, between the Seller and the Customer with respect to the Products or Services.

In the event that one (1) or more of the articles provided for in these SCS is deemed invalid or unenforceable, the remaining provisions shall remain entirely valid and applicable.

English shall be the language of the Contract. Both Parties shall use English as the language to exchange, issue and deliver information, documentation and notices, and any related documents excluding those documents which might be produced by a governmental institution in the local language.

In the Contract, unless the contrary intention appears:

- headings are for the purpose of convenient reference only and do not form part of the Contract;

- where the last day of any period prescribed for the doing of an action falls on a day which is not a working day in the country of the applicable law, the action shall be done no later than the end of the next working day.

In case of any contradictions and discrepancies between the parts of the Contract, precedence shall be given in the following decreasing order:

1) Purchase Order, Order or Order Confirmation (as applicable)

2) Present SCS

3) Specific Annex(es)

4) Other Annexes and/or appendices in their order of appearance.

The provisions of the confidentiality, intellectual property, liability, applicable law and dispute resolution articles of the Contract shall survive and continue to have effect after the termination or expiry for any reason whatsoever of the Contract, and for a period of thirty (30) years thereafter.

No term or provision hereof will be considered waived by either Party, and no breach excused by either Party, unless such waiver or consent is in writing and signed by the Party against whom the waiver is asserted. No consent by either Party to, or waiver of, a breach by either Party, whether express or implied, will constitute a consent to, waiver of, or excuse of any other, different or subsequent breach by either Party.

The relationship between the Seller and the Customer is solely that of purchaser and seller. No joint venture or partnership is intended nor will any be construed from the Contract. Neither Party will have the authority to enter into contracts on behalf of or bind the other in any respect.

The Customer shall not be entitled, without the prior written consent of the Seller, to assign or transfer to a third party all or part of the rights and obligations under the Contract..

# STANDARD CONDITIONS OF SALE SPECIFIC ANNEX APPLYING TO THE SALE OF SPARE PARTS

## B1 - GENERAL

This Specific Annex is applicable to sale of Spare Parts, including tools, SB kits and STCs performed by the Seller to any Customer in order to maintain and/or operate Helicopters.

## B2 - DELIVERY AND INCOTERMS

Unless the Contract stipulates another Incoterm, Spare Parts shall be delivered packed Free Carrier (FCA) Incoterms® 2010 at the Seller's site or logistic platform as specified in the Purchase Order.

In case of unavailability of the Spare Parts or of raw material, the Seller shall be entitled to make partial deliveries.

## B3 - AOG PURCHASE ORDERS SPECIFICITIES

### B3-1 Planned Purchase Orders

Purchase Orders of Spare Parts shall be considered as planned Purchased Orders if the requested delivery date is above two (2) weeks from the date of receipt by the Seller of a valid Customer's Order (Order Date), under FCA Incoterms® 2010 defined in Article B2. In case of complete or partial modification of the Order, the date of receipt shall be updated accordingly.

For each Order line of any planned and confirmed Purchased Orders, the Seller shall commit on delivery performance, except for critical part(s) as mentioned in the Order Confirmation. In case of late delivery, the Seller will grant to the Customer a credit under the conditions defined hereafter:

- If the Spare Part(s) ordered is(are) "on collection" as identified in the Seller's price list in force and is(are) delivered by the Seller after the delivery date requested by the Customer, the credit per delayed Spare Part shall depend on the timeframe between the requested delivery date and the Order Date, under FCA Incoterms® 2010 defined in Article B2, as follows:

- Timeframe of fifteen (15) calendar days up to thirty (30) calendar days: eight (8) per cent of the invoiced value of the Spare Part; the total credit per Order's line shall not exceed four thousand (4 000) euros;
- Timeframe of thirty one (31) calendar days up to sixty (60) calendar days: twelve (12) per cent of the invoiced value of the Spare Part; the total credit per Order's line shall not exceed six thousand (6 000) euros;
- Timeframe of more than sixty one (61) calendar days: sixteen (16) per cent of the invoiced value of the Spare Part; the total credit per Order's line shall not exceed eight thousand (8 000) euros.

If the Spare Part(s) ordered is(are) "on demand" as identified in the Seller's price list in force, the Seller shall propose a delivery date and commit on it in the Order Confirmation. If the Seller delivers the Spare Part(s) on demand after the said committed delivery date, the credit per delayed Spare Part shall equal to sixteen (16) per cent of the invoiced value of the Spare Part; the total credit per Order's line shall not exceed eight thousand (8 000) euros.

- The credit shall not apply in case of an event disrupting the logistic flow for reasons not attributable to the Seller.

- The eligible credits shall be cumulated from 1st of January to 31st December of year n and the related total amount will be then granted under the form of a credit which shall be valid from 1st of April until 31st December of year n+1 and shall be used by the Customers for paying ordered Spare Parts. Said credit shall not apply in case of Customer's default, such as, but not limited to, late payment and payment default.

If the Contract stipulates another Incoterm than FCA Incoterms® 2010, the conditions for allocating the credit are subject to adjustments and shall be agreed between the Parties.

### B3-2 Rush Purchase Orders

The Rush Purchase Order is an Order with a requested delivery time below two (2) weeks from the date of its receipt by the Seller, the Customer not being in AOG situation.

### B3-3 AOG Purchase Orders

To guarantee an efficient service to the Customer and respond quickly to any situation where the Customer's Helicopter is AOG, the Seller provides a twenty four (24) hours a day/seven (7) days a week AOG service. The AOG service is available for Orders of Spare Parts which are essential to put a Helicopter back into service or to enable it to perform its mission.

Any Spare Parts listed in the Seller's illustrated Parts catalog can be ordered by the Customer via AOG service, except main assemblies, raw materials, ingredients and hazardous materials. The AOG service is provided to the Customer at the price stated in the relevant Seller's price list in force or in the relevant Quotation plus a surcharge fee of three hundred (300) euros (excluding transportation) charged per confirmed AOG Order. A flat rate for transportation cost will be added to the price of Spare Parts.

The Customer shall also mention in writing regarding any AOG Order placed to the Seller, the following information:

- Part number/ nomenclature
- Failure description and reason of removal
- Quantity required for the specific AOG
- Ship to address

The Seller, by sending an Order Confirmation, shall confirm in writing to the Customer the price and the delivery time within twelve (12) hours after receipt of the Customer's Order.

The Spare Parts already available in the Seller's inventory upon receiving the Order from the Customer will be delivered packed Carriage Insurance Paid (CIP) Incoterms® 2010 to the nearest international airport to the Customer and within seventy two (72) hours after receipt by the Seller of the Customer's Order, depending on the delivery location.

The Customer may order in AOG the concerned Spare Parts in accordance with the quantity fitted on the Helicopter. If several line items are ordered, the Seller has the right to make partial deliveries, depending on the availability of the Spare Parts.

The Customer shall check the Spare Parts provided in AOG conditions, notify any recognisable defects in a documented registered letter within forty eight (48) hours as from the date the Spare Parts have been received by the Customer and place them at Seller's disposal.

## B4 - SB kit and STC

Unless otherwise specified, the kits originated from SB or STC modification are defined on the basis of the "as-delivered" configuration (i.e. the configuration of the Helicopter at the time of transfer of title from the Seller to the original customer). It is the responsibility of the Customer to make sure that the actual configuration of the Helicopter corresponds to the pre-mod configuration of the relevant SB or STC installation instruction. Any deviation of the actual configuration that requires the amendment of the SB or the STC installation instruction shall be charged to the Customer on a time and material basis.

Unless otherwise specified, the STC is sold to the Customer with the certification(s) as listed in the catalog and specified in the offer. It is the responsibility of the Customer to make sure that such certification(s) are acceptable to its competent airworthiness authority before the installation of the kit. The Seller will provide all reasonable support to the Customer for the additional certification or validation of the existing certification(s) at the latter's sole expense on a time and material basis.

The STC holder of the Product shall retain full responsibility for the type design definition its own Product (configuration, definition, necessary changes and continuing airworthiness). The Seller does not warrant the compatibility of the STC with future mandatory or non-mandatory modifications.





# Contacts

For more information, please contact:

[marketing-service.helicopters@airbus.com](mailto:marketing-service.helicopters@airbus.com)

Quotations and sales

[support.trading.ah@airbus.com](mailto:support.trading.ah@airbus.com)

# AIRBUS

## Airbus

Aéroport International Marseille Provence  
13725 Marignane Cedex - France

©Airbus 2021 - All rights reserved. Airbus, its logo and product names are registered trademarks.

Airbus Helicopters reserves the right to make configuration and data changes at any time without notice. The facts and figures contained in this document and expressed in good faith do not constitute any offer or contract with Airbus Helicopters.

Concept design by Kaiman  
Photos by DR - © Airbus Helicopters

Printed in France

Printed on PEFC certified paper originating from sustainable forests.

Tools & Ground Support Equipment 2021