

**AIRBUS**

HELICOPTERS  
Service

## **Tools & Ground Support Equipment**

H145-EC145 family

January 2019





# Introduction

Dear Customers,

With the aim of continuously improving its services, Airbus Helicopters is pleased to present you its new Tools & Ground Support Equipment commercial catalog.

This catalog intends to illustrate the suite of specific Tools and Ground Support Equipment for O and I maintenance levels and the associated services that Airbus Helicopters offers to support your fleet operations. To facilitate its use, this document has been customized per Helicopter family.

It is structured to assist the search of a Tool or Ground Support Equipment (GSE): either by ATA classification or by Tool Family. We trust this catalog will efficiently support you in your daily maintenance operations and planning.

Should you need any further information, please contact your key account manager.



Thank you for your continued confidence in our services.  
Airbus Helicopters

# WHEREVER YOU OPERATE... WE SUPPORT YOU



**OUR GLOBAL NETWORK SPANS MORE THAN 150 COUNTRIES WITH AN EXTENSIVE APPROVED MAINTENANCE NETWORK LOCATED IN CLOSE PROXIMITY TO CUSTOMER FACILITIES:**

- 30 customer centers and affiliated sites, some 100 service centers.
- 8 logistics hubs or central/regional inventories, as well as multiple local stock warehouses.
- 4 technical support hubs.

**31 CENTERS  
FOR EUROPE**



Find your service center with our Heli Presence App on your mobile devices or through our Airbus Helicopters web site <https://www.airbus.com/helicopters/global-presence.html>

# User Guide

In order to get the most out of this catalog, you can locate a tool or Ground Support Equipment by ATA chapter or by tool family.

First by ATA chapter...



ATA

REFERENCE

DESIGNATION

PAGE

...Or by tool family

## Our tool families

	Towing, mooring and immobilization tools
	Protections and covers, blanking for maintenance
	Portable cranes, slings, jacks and accessories
	Stands, platforms, jigs and trolleys
	Infrastructure
	Containers and Cases
	Safety and security equipment
	Extractors, guides and calibrated wrenches
	Testing, measurement and maintenance tools, benches
	Services and maintenance benches
	IT Devices
	Miscellaneous



Please note that depending on the catalog version, all the tool families may not be necessarily applicable.

# How to read the product page

Back to table of contents

Portable crane, slings, jacks and accessories HT35

## Hosting and Jack Accessories

Accessories compatible for maintenance for Helicopters

REFERENCE	STANDARD	QTY	WGT	LEN	WID	HGT	MAX	TYPE
HT35-000001 Slings 5000	Standard 5000 Slings 5000	1	10 kg	100 cm	10 cm	10 cm	1000 kg	HT35
HT35-000002 Slings 10000	Standard 10000 Slings 10000	1	20 kg	200 cm	20 cm	20 cm	2000 kg	HT35
HT35-000003 Slings 20000	Standard 20000 Slings 20000	1	40 kg	400 cm	40 cm	40 cm	4000 kg	HT35
HT35-000004 Slings 40000	Standard 40000 Slings 40000	1	80 kg	800 cm	80 cm	80 cm	8000 kg	HT35
HT35-000005 Slings 80000	Standard 80000 Slings 80000	1	160 kg	1600 cm	160 cm	160 cm	16000 kg	HT35

Flexible Blanking

Reference

## Important note

This document is a commercial catalog and cannot substitute the Aircraft Technical Publication. As an example, the Aircraft applicability is given for indication only. It is the responsibility of the user of this catalog to check which Tools or Ground Support Equipment are compatible with the operated Aircraft (prerequisites, airworthiness requirements...).

The pictures displayed in this catalog are not contractual.

Airbus Helicopters reserves the right to make configuration and data changes at any time without prior notice. The data and figures contained in this document are expressed in good faith and do not constitute any offer or contract with Airbus Helicopters.

For any information, please contact your key account manager or send an email to Airbus Helicopters Marketing department:

[marketing.helicopters@airbus.com](mailto:marketing.helicopters@airbus.com)

# Table of contents

## TOOLS & GSE by ATA 9

## TOOLS & GSE description

	<b>Towing, mooring and immobilization tools</b>	
	Tow bars	23
	Twin wheels	24
	Blade folding and Immobilization tools	25
	<b>Protections and covers, blanking for maintenance</b>	
	Helicopter/Fuselage covers	27
	Fenestron/Window/Cabin covers	28
	Flexible blanking	29
	<b>Portable cranes, slings, jacks and accessories</b>	
	Hoisting	31
	Cable/Strap hoisting	32
	Jacks	33
	Hoisting and Jack accessories	34
	<b>Stands, platforms, jigs and trolleys</b>	
	Servicing platforms	37
	Servicing trolleys	38
	Support and Servicing assy	39
	Ladders	40
	<b>Infrastructure</b>	
	Mobile shelters	43
	<b>Containers and Cases</b>	
	Cases for Main/Tail Rotor Head/Main/Tail Gear Box	45
	Containers for blade	46
	<b>Extractors, guides and calibrated wrenches</b>	
	Simple extracting or installing tools	49
	Complex/Calibrated extracting or installing tools	61

## Testing, measurement and maintenance tools, benches

Cutoff boxes	63
Air Data Test Sets	64
Electrical test cases	65
Vibrations adjustment tools	67
Software loading benches	68
Fluids test cases (hydraulic, cooling, fuel, etc)	69
Miscellaneous complex/calibrated mechanical tools	70
Miscellaneous/simple mechanical tools	71

## Services and maintenance benches

Ground Power Units and starters, battery chargers	73
Hydraulic benches, air cooling and accessories	74
Engine rinsing benches	75
Simple or standard pumps	76

## IT Devices

Software	79
Fleet Management System (Soft & Hard)	83
Mission preparation stations	84

## Miscellaneous

Mechanical toolbox or kits	87
Electrical toolbox or kits	88
Standard handtools or miscellaneous	89
Specific handtools or miscellaneous	90
Other miscellaneous	91
Qualified consumables	92

## TOOLS & GSE Services 95

## Standard Conditions of Sale 99





# TOOLS & GSE

---

by ATA



ATA	REFERENCE	DESIGNATION	PAGE
07-01	<a href="#">RS0609A1A1A01</a>	Helicopter Jack	33
07-01	<a href="#">117W3</a>	Main Rotor Head Hoisting Device	31
08-01	<a href="#">D083P0001101</a>	Weighing Bracket	33
08-01	<a href="#">L131M0002101</a>	Weighing Bracket	33
09-01	<a href="#">B719P50A1101</a>	Engine Field Crane	34
09-01	<a href="#">D090P00A1101</a>	Ground Handling Wheel (Left Hand)	24
09-01	<a href="#">D090P00A2101</a>	Ground Handling Wheel (Right Hand)	24
09-01	<a href="#">2002.00.00.00</a>	Ground Handling Wheels	24
09-01	<a href="#">2016.00.00.00.SCE</a>	Ground Handling Wheels	24
09-01	<a href="#">2000.00.00.00</a>	Towing Bar	23
09-01	<a href="#">2000.00.00.00.SCE</a>	Towing Bar	23
09-01	<a href="#">8538500000</a>	Wackerbauer HeliLifter	23
10-00	<a href="#">AB SH-1310</a>	AERO-BULLE	43
10-01	<a href="#">229595-010</a>	Maintenance Ladder	40
10-01	<a href="#">HMF-BG-135-700</a>	Maintenance Platform	37
10-01	<a href="#">HMF-BG-135-710</a>	Maintenance Platform	37
10-01	<a href="#">1.20.1101.002.002</a>	Maintenance Platform Stair L/H	37
10-01	<a href="#">1.20.1101.002.003</a>	Maintenance Platform Stair R/H	37
10-10	<a href="#">D101P2001051</a>	Short Term Covers	28
10-10	<a href="#">D101P20X1101</a>	Sun Foils / Sun Protection Covers	28
13-00	<a href="#">703A97687000</a>	Loading Tool Kit with CMA9000 capability	68
13-00	<a href="#">703A97687100</a>	Loading Tool Kit without CMA9000 capability	68
13-01	<a href="#">B135P61S0104</a>	EC145 MGS V1.4 Configuration Files Package (UMS & FM) MARMS 1.2	79
13-01	<a href="#">B135P62S0104</a>	EC145 MGS V1.4 Configuration Files Package (UMS & FM) MARMS 1.3	79
13-01	<a href="#">B135P61S0105</a>	EC145 MGS V1.5 Configuration Files Package (UMS & FM) MARMS 1.2	80
13-01	<a href="#">B135P62S0105</a>	EC145 MGS V1.5 Configuration Files Package (UMS & FM) MARMS 1.3	80
13-01	<a href="#">D467P31S0100</a>	FM Configuration file for MGS V1.3	82
13-01	<a href="#">D135P61S0104</a>	H145 MGS V1.4 Configuration Files Package (HMS, UMS, FM & RTB) - Step 2	79
13-01	<a href="#">D135P62S0104</a>	H145 MGS V1.4 Configuration Files Package (HMS, UMS, FM & RTB) - Step 3	80



ATA	REFERENCE	DESIGNATION	PAGE
13-01	<b>D135P61S0105</b>	H145 MGS V1.5 Configuration Files Package (HMS, UMS, FM & RTB) - Step 2 DMAU V2.1	79
13-01	<b>D135P63S0105</b>	H145 MGS V1.5 Configuration Files Package (HMS, UMS, FM & RTB) - Step 2 DMAU V3.2	79
13-01	<b>D135P64S0105</b>	H145 MGS V1.5 Configuration Files Package (HMS, UMS, FM & RTB) - Step 3 DMAU V3.2	80
13-01	<b>D313P41S0103</b>	HMS Configuration file for MGS V1.3	79
13-01	<b>D313P42S0100</b>	RTB Configuration file for MGS V1.3	82
13-01	<b>D468P81S0100</b>	UMS Configuration file for MGS V1.3	82
18-00	<b>SW-11072-1</b>	LAVCS (Light Absorbing Vibration Compensation System) User Interface Tool	81
18-01	<b>VXB-ECD</b>	Honeywell Vibration Expert - Track and Balance System Basic Kit	67
18-01	<b>VXAP-145VXP APPLICATION KIT</b>	Honeywell Vibration Expert - Track and Balance System Delta Kit	67
21-01	<b>ASC3000</b>	Air Conditioning Service-Station	69
21-01	<b>8400902</b>	Belt Tension Tester BTT HZ	66
21-01	<b>ACTR5150A</b>	Digital Manifold	74
21-01	<b>RA18403</b>	Multi-Head Fin Straightener	71
22-01	<b>145-AP TEST EN</b>	Autopilot Test System	65
23-01	<b>CSW6100-EC145</b>	Intercom Configuration Kit	82
24-00	<b>KA2016PSPS</b>	Portable Starter Power Supply	73
24-00	<b>KA2014PSPS</b>	Portable Starter Power Supply	73
24-01	<b>1101-328N-LI-NSW</b>	Ground Power Unit Li-Ionen	73
24-01	<b>HMF-BG-135-900</b>	Mobile Ground Power Unit	73
28-01	<b>160053</b>	Fuel Pump Toolbox	49
28-01	<b>X280P03T1101</b>	Fuel Sump Drainage Tool	69
28-01	<b>L134M2802101</b>	Fuel Tank Montage Kit	90
29-01	<b>L135P2902101</b>	Filling Unit	74
29-01	<b>L135M2903101</b>	Hydraulic Bleeding Unit	69
29-01	<b>L135M2904101</b>	Hydraulic Pressure Gauge	69
29-01	<b>B290P0101102</b>	Hydraulic Pump Drive	74
29-01	<b>6695-12-176-1699</b>	Sampling Device	69
29-01	<b>0397-01-UC</b>	Tail Rotor Actuator Anti-Jamming Test Kit	65
31-01	<b>L882M3240966</b>	FCDS CPDS Loading Tool Kit	68



ATA	REFERENCE	DESIGNATION	PAGE
31-02	<a href="#">B313P2001051</a>	Aircraft Test Equipment Present Connector	83
31-02	<a href="#">D313P2022051</a>	Cockpit Voice & Flight Data Recorder Test Equipment (L3com)	83
31-02	<a href="#">D313P2023051</a>	Cockpit Voice & Flight Data Recorder Test Equipment w/o PGS Software	83
31-02	<a href="#">D313P20S3002</a>	PGS Database for FDRS	82
31-02	<a href="#">X135P03S0543</a>	PGS SW 3D	81
31-02	<a href="#">X135P02S0543</a>	PGS SW Analysis	81
31-02	<a href="#">X135P01S0543</a>	PGS SW Vision	81
32-03	<a href="#">215371-0</a>	Emergency Floatation System Digital Pressure Gauge	65
32-03	<a href="#">215370-0</a>	Emergency Floatation System Distribution Manifold	66
32-03	<a href="#">217328-0</a>	Emergency Floatation System Folding Kit	71
32-03	<a href="#">217327-0</a>	Emergency Floatation System Maintenance Kit	92
32-03	<a href="#">215372-0</a>	Emergency Floatation System Pressure Inlet	69
32-03	<a href="#">213594-0</a>	Emergency Floatation System Vacuum Pump	76
33-01	<a href="#">L334M1801051G873-01</a>	Infrared Flash Tester	66
33-02	<a href="#">D853P2002101</a>	TRAKKA PCIU Cover	29
33-02	<a href="#">X853P2001101</a>	TRAKKA Searchlight Cover	27
33-02	<a href="#">1248.00.0000.00</a>	TRAKKA Searchlight Trolley	38
34-00	<a href="#">On Request</a>	SIRINA Mission Preparation Station	84
34-01	<a href="#">AHRS-ECD</a>	Aircraft Heading Reference System Compensation Box	65
34-01	<a href="#">DMAK-EC145A</a>	Pitot Static Test Adaptor Kit	64
34-01	<a href="#">01-1001-05(110V)</a>	Read-out Equipment for ADC and AHRS values	65
34-01	<a href="#">01-1001-05(220V)</a>	Read-out Equipment for ADC and AHRS values	65
34-01	<a href="#">PS1ROT-25BREIT</a>	Tape	92
46-00	<a href="#">X467P45S0124</a>	Electronic Flight Bag Mission Ground Station	81
46-00	<a href="#">D467P71S0201</a>	HFDm Converter Database Step2	81
46-00	<a href="#">D467P71S0301</a>	HFDm Converter Database Step3	80
46-00	<a href="#">X467P70S0103</a>	HFDm Converter V1.3	80
46-00	<a href="#">D467P74S0201</a>	HFDm Database for PGS 3D Basic Step2	82
46-00	<a href="#">D467P74S0301</a>	HFDm Database for PGS 3D Basic Step3	81



ATA	REFERENCE	DESIGNATION	PAGE
46-00	<a href="#">D467P75S0201</a>	HFDM Database for PGS 3D Full Step2	79
46-00	<a href="#">D467P75S0301</a>	HFDM Database for PGS 3D Full Step3	79
46-00	<a href="#">D467P73S0201</a>	HFDM Database for PGS Analysis Step2	81
46-00	<a href="#">D467P73S0301</a>	HFDM Database for PGS Analysis Step3	80
46-00	<a href="#">D467P72S0201</a>	HFDM Database for PGS Visio Step2	80
46-00	<a href="#">D467P72S0301</a>	HFDM Database for PGS Visio Step3	82
46-00	<a href="#">X467P48S0101</a>	Raster Tool V 1.0	81
46-01	<a href="#">D467P41S0400</a>	H145 H/C Package for AHD L V4.0	79
46-01	<a href="#">D467P41S0500</a>	H145 H/C Package for AHD L V5.0	80
53-01	<a href="#">117-30001W3</a>	Tail Boom Hoisting Sling	31
53-01	<a href="#">D535P0001051</a>	Tail Boom Sling	32
53-01	<a href="#">D535P0002951</a>	Tail Boom Stand complete, Adaptor Kit for H145 available on request	39
53-01	<a href="#">B535P0002951</a>	Tail Boom Stand complete, Adaptor Kit for H145 available on request	39
53-01	<a href="#">117-30001W2</a>	Tail Boom Support	39
53-01	<a href="#">D102P10A0101</a>	Tail Boom Support	39
56-01	<a href="#">3650000</a>	Retractor Tool for Window Exchange	55
56-30	<a href="#">B563M2001051D123-02</a>	Removal / Installation for jettisonable Sliding Door Window (LH Mounting Device)	61
56-30	<a href="#">B563M2002051D123-02</a>	Removal / Installation for jettisonable Sliding Door Window (RH Mounting Device)	61
62-01	<a href="#">105-15170W26.01</a>	Grinding Tool	90
62-01	<a href="#">105-15103W6</a>	Main Rotor Blades Bonding Fixture	58
62-01	<a href="#">117-15004W6</a>	Main Rotor Blades Mounting Tool Kit	52
62-01	<a href="#">105-13101W8</a>	Main Rotor Blades Torque Wrench	61
62-01	<a href="#">117-80168W2</a>	Mounting Tool	60
62-01	<a href="#">117-80168W1</a>	Pushing-Out Tool	58
62-02	<a href="#">105-14201W1</a>	Control Level Bushings Mandrel	49
62-02	<a href="#">105-14181W2</a>	Flange Bushing Assembly Tool	49
62-02	<a href="#">105-14181W7</a>	Flange Bushing Assembly Tool	49
62-02	<a href="#">105-14181W6</a>	Flange Bushing Extractor	49
62-02	<a href="#">105-14181W5</a>	Flange Bushings Extractor	49



ATA	REFERENCE	DESIGNATION	PAGE
62-02	<a href="#">CG500-2</a>	Housing Device	60
62-02	<a href="#">105-14101W1</a>	Main Rotor Head Puller	60
62-02	<a href="#">105-14101W10</a>	Main Rotor Hub Mounting Table	37
62-02	<a href="#">105-14101W12</a>	Mounting Device	53
62-02	<a href="#">105-14101W13</a>	Mounting Device	53
62-02	<a href="#">105-14181W1</a>	Needle Bearings Assembly Fixture	53
62-02	<a href="#">105-14101W7</a>	Needle Bearings Drive Tool	52
62-02	<a href="#">105-14181W3</a>	Needle Bearings Extractor	49
62-02	<a href="#">105-14181W4</a>	Needle Bearings Extractor	49
62-02	<a href="#">105-14101W2</a>	Outer Needle Bearings Extractor	53
62-02	<a href="#">105-14101W18</a>	Pressing in Tool	53
62-02	<a href="#">105-14101W11</a>	Retention Bolt Extraction Tool	50
62-02	<a href="#">CG500-60</a>	Screw Bolt Driver	60
62-02	<a href="#">1121-14101W8</a>	Silver Plate Extractor	50
62-02	<a href="#">105-14102W3</a>	Spacer	50
62-03	<a href="#">105-13101W3</a>	Gauge	70
62-03	<a href="#">105-14102W2</a>	Main Rotor Hub Connecting Pin	55
62-04	<a href="#">105-13241W1</a>	Drift	50
62-04	<a href="#">105-13221W1</a>	Mounting Tool Kit	51
62-04	<a href="#">B623M4003101D343-01</a>	Pressing-in Tool	51
62-10	<a href="#">B621P0001051</a>	Main Rotor Blade Transport Container	46
63-01	<a href="#">105-60701W6</a>	Input Shaft Assembly Device	61
63-01	<a href="#">105W27</a>	Main Gear Box Hoisting Device	31
63-01	<a href="#">B632P0001101</a>	Main Transmission Stand	38
63-01	<a href="#">B632P1001101</a>	Oil Filter Extraction Tool	52
63-02	<a href="#">117-12020W16</a>	Extractor	52
63-02	<a href="#">105-31501W5</a>	Main Transmission Seal Change Fixture	61
63-02	<a href="#">D625P50A1102</a>	Mast Nut Installation/Removal - Kit 2	61
63-02	<a href="#">117-12020W17</a>	Mount	53



ATA	REFERENCE	DESIGNATION	PAGE
63-02	<a href="#">117-12140W9</a>	Mount	53
63-02	<a href="#">117-12250W15</a>	Mount	50
63-02	<a href="#">117-12020W14</a>	Mounting Ring	55
63-02	<a href="#">117-11130W1</a>	Mounting Tool Set	51
63-02	<a href="#">105-31501W6</a>	Puller	61
63-02	<a href="#">117-12140W5</a>	Puller	52
63-02	<a href="#">1X56136393</a>	Puller	53
63-02	<a href="#">117-12020W18</a>	Pusher	52
63-02	<a href="#">117-12020W19</a>	Pusher	51
63-02	<a href="#">117-12020W20</a>	Pusher	52
63-02	<a href="#">117-12250W16</a>	Pusher	52
63-02	<a href="#">117-12250W17</a>	Pusher	50
63-02	<a href="#">117-12140W08</a>	Pusher	57
63-02	<a href="#">D625P50A1103</a>	Rotor Mast Hydraulic Drive - Kit 3	61
63-02	<a href="#">D625P50A1101</a>	Rotor Mast Installation/Removal - Kit 1	61
63-02	<a href="#">117-12010W60</a>	Spanner Socket	53
63-03	<a href="#">117-11137W1</a>	Drift Set	55
63-04	<a href="#">117-11181W1</a>	Main Rotor Drive Mounting Tool	52
63-07	<a href="#">L634P7001051</a>	Mast Moment System Test Equipment	65
63-07	<a href="#">117-12300W1</a>	Mount	54
63-07	<a href="#">117-12300W4</a>	Puller	54
63-07	<a href="#">117-12300W2</a>	Pusher	57
63-07	<a href="#">117-12300W3</a>	Pusher	54
63-07	<a href="#">B634P7001051</a>	Vectorial Mast Moment System Angle Adjustment Box	65
63-21	<a href="#">D630P8001951</a>	Shipping Kit - Oil Seal Change Tool on MGB	60
64-01	<a href="#">105-31702W4</a>	Extractor	56
64-01	<a href="#">105-31702W23</a>	Measuring Device	56
64-01	<a href="#">117-31713W1</a>	Sleeve Guide	56
64-01	<a href="#">M-49-2950M-18-3573</a>	Tail Rotor Blades Transport Box	46



ATA	REFERENCE	DESIGNATION	PAGE
65-01	<a href="#">1X56131404</a>	Box Spanner	50
65-01	<a href="#">1X56131405</a>	Box Spanner	50
65-01	<a href="#">105-31702W14</a>	Extractor	56
65-01	<a href="#">1120-31547W2</a>	Extractor	56
65-01	<a href="#">105-31702W22</a>	Hone Tool	71
65-01	<a href="#">105-31702W19</a>	Mounting Device	57
65-01	<a href="#">1120-31502W1</a>	Press-in and Push-out Device	51
65-01	<a href="#">1120-31547W1</a>	Pressing-in Tool	51
65-01	<a href="#">117-31706W1</a>	Pushing-out tool	50
65-01	<a href="#">D652P3001951</a>	Tail Gear Box Input Seal Tool Set	54
65-01	<a href="#">M-49-2975M-18-3571</a>	Tail Gear Box Transport Box	45
65-01	<a href="#">D652P3003951</a>	Tail Gearbox Output Seal Tool Set	54
65-01	<a href="#">D651P0001951</a>	Tail Rotor Drive Shaft Bearings Tools Set	54
65-01	<a href="#">105-31702W24</a>	Tail Rotor Fork Shaft Check Device	90
65-02	<a href="#">105-317371W1</a>	Extractor	49
65-02	<a href="#">117-30002W1</a>	Extractor	57
65-02	<a href="#">105-317371W3</a>	Installation Tool	51
65-02	<a href="#">4639210011</a>	Oil Drain Hose	91
65-02	<a href="#">105-31762W1</a>	Outer Ring Bearing Puller	51
65-02	<a href="#">117-30002W2</a>	Pressing-in Tool	58
65-02	<a href="#">1X56131399</a>	Puller Screws	57
65-02	<a href="#">1X56131407</a>	Seal Installation Fixture	56
65-02	<a href="#">105-31762W3</a>	Shurloc Nut Box Spanner	51
65-02	<a href="#">105-31765W1</a>	Support Plate	57
66-11	<a href="#">D661P20A2101</a>	Main Rotor Blade Blade Folding Kit	25
67-01	<a href="#">D671P7001951</a>	Main Rotor Rigging Device	54
67-01	<a href="#">B670P4001101</a>	Main Rotor Rigging Device	70
67-01	<a href="#">105-31781W2</a>	Milling Fixture	57
67-01	<a href="#">105-42122W2</a>	Mounting Tool	58



ATA	REFERENCE	DESIGNATION	PAGE
67-01	<a href="#">L134M6702101</a>	Pedal Lock Tail Rotor Controls	71
67-01	<a href="#">B670P0001101</a>	Position Gauge	70
67-01	<a href="#">105-42121W3</a>	Special Milling Cutter	57
67-01	<a href="#">105-31781W6</a>	Staking Tool	57
67-01	<a href="#">105-45361W3</a>	Staking Tool	58
67-01	<a href="#">B670M0001103G871-01</a>	Switchgear Test	70
67-01	<a href="#">M-49-2450M-18-3572</a>	Tail Rotor Actuator Case	45
67-01	<a href="#">D641P4001101</a>	Tail Rotor Blades Rigging Device	54
67-01	<a href="#">117-43001W3</a>	Tail Rotor Control Fixture	70
67-03	<a href="#">117-44115W2</a>	Milling Tool	60
67-03	<a href="#">105-42121W7</a>	Mounting Tool	59
67-03	<a href="#">105-42122W1</a>	Mounting Tool	59
67-03	<a href="#">105-42121W4</a>	Pressing Device	58
67-03	<a href="#">105-42124W1</a>	Pressing-in Tool	60
67-03	<a href="#">105-42124W3</a>	Pressing-in Tool	60
67-03	<a href="#">117-44115W1</a>	Pressing-in Tool	59
67-03	<a href="#">105-42123W4</a>	Pushing-out Tool	59
67-03	<a href="#">117-44115W3</a>	Pushing-out Tool	60
67-03	<a href="#">105-42121W5</a>	Replacement Tool	54
67-03	<a href="#">105-42123W3</a>	Special Milling Cutter	58
67-03	<a href="#">105-42121W6</a>	Staking Tool	58
67-04	<a href="#">105-13141W3</a>	Milling Tool	59
67-04	<a href="#">105-31821W4</a>	Milling Tool	59
67-04	<a href="#">105-13141W5</a>	Staking Tool	59
67-04	<a href="#">105-31821W5</a>	Staking Tool	59
67-04	<a href="#">105-40001W1</a>	Staking Tool Retainer	59
67-05	<a href="#">59766A0000-01</a>	Holding Device	71
71-01	<a href="#">B711M3010101H123-01</a>	Cowlings and Covers Support	38
71-01	<a href="#">117-60000W6</a>	Engine Alignment Device	56



ATA	REFERENCE	DESIGNATION	PAGE
71-01	<b>80-WG-2018.001</b>	Engine Washing Device	75
71-01	<b>HMF-BG-135-115</b>	Engine Washing Device Adaptor Kit	75
76-01	<b>B761P5001101</b>	Variable Rotor Speed and Torque Matching System Simulation Box	66
79-01	<b>117-68021W13</b>	Extractor	55
79-01	<b>117-68021W5</b>	Mount	56
79-01	<b>117-68021W1</b>	Oil System Socket Wrench	89
79-01	<b>117-68021W8</b>	Puller	55
79-01	<b>117-68021W10</b>	Pusher	55
79-01	<b>117-68021W7</b>	Pusher	55
79-01	<b>117-68021W9</b>	Pusher	55
79-01	<b>117-68021W2</b>	Shaft Holder	56
79-01	<b>117-68021W11</b>	Spline Protector	58
85-01	<b>WDR9000</b>	GOODRICH Hoist Cable Servicing Kit	71
85-01	<b>SNAP-ON GOODRICH HOIST</b>	GOODRICH Hoist Tools Set	89
85-11	<b>212-034-00</b>	Cargo Hook Dry Break Coupler Bleed Kit	91
85-11	<b>212-014-01</b>	Cargo Hook Slave Cylinder Bleed Kit	91
85-32	<b>D854P10A2101</b>	EOS MX15 Servicing Trolley	38
85-32	<b>44251-02</b>	EOS MX15 Solar Cover	29
99-01	<b>SNAP-ON EXTENDED AVIONIC BOX T2</b>	Extended Avionic and Electric Tools Kit	88
99-01	<b>SNAP-ON EXTENDED MECHANIC NEW</b>	Extended Mechanic Tools Kit	87
99-01	<b>WDR9006</b>	Field Maintenance Kit	87
99-01	<b>4011A</b>	Frequency Generator	65
99-01	<b>SNAP-ON BASIC AVIONIC 1</b>	Standard Avionic & Electric Tools Kit	88
99-01	<b>SNAP-ON BASIC MECHANIC 1</b>	Standard Mechanic Tools Kit	87
xx-xx	<b>On Request</b>	Cutoff Box	63





# TOOLS & GSE

---

DESCRIPTION

# Towing, mooring and immobilization tools







## Tow bars <

### DESCRIPTION

Rigid bars designed and adapted to perform towing operations.




REFERENCE	FEATURES	O / I LEVEL	ATA	LABEL	WEIGHT	SIZE	A/C TYPE APPLICABILITY
 <b>8538500000</b> <b>Wackerbauer HeliLifter</b>	Consists of self-propelled towing bar to move the helicopter on ground Traction capacity = 15.000N	O	09-01	CE	2114 (kg)		H145, H145M
 <b>2000.00.00.00</b> <b>Towing Bar</b>	Device to pull and push the helicopter on the hard ground by tractor Maximum working load = 8.000 N Maximum traction force = 15.000 N	O	09-01		100 (kg)	3,46 x 2,73 x 0,4 (m)	EC635, H135, H145, H145M
<b>2000.00.00.00.SCE</b> <b>Towing Bar</b>	Conceived for Mercedes Benz Style Helicopters	I	09-01	CE			H145



## Twin wheels <

### DESCRIPTION

Ground handling wheels designed to move helicopter equipped with a skid.


REFERENCE		FEATURES	O / I LEVEL	ATA	LABEL	WEIGHT	SIZE	A/C TYPE APPLICABILITY
<b>D090P00A1101</b> <b>Ground Handling Wheel</b> <b>(Left Hand)</b>		Device used to move the helicopter on the hard ground	0	09-01	CE	35 (kg)		H145, H145M
<b>2016.00.00.00.SCE</b> <b>Ground Handling</b> <b>Wheels</b>		Conceived for Mercedes Benz Style Helicopters	0	09-01	CE	30 (kg)		H145
<b>D090P00A2101</b> <b>Ground Handling Wheel</b> <b>(Right Hand)</b>		Device used to move the helicopter on the hard ground	0	09-01	CE	35 (kg)		H145, H145M
<b>2002.00.00.00</b> <b>Ground Handling</b> <b>Wheels</b>		Device used to move the helicopter on the hard ground	0	09-01	CE	28 (kg)		H145



## Blade folding and Immobilization tools <

### DESCRIPTION

Devices necessary to maintain blades in folded up configuration or more generally to immobilize the helicopter when it is parked or moored on ground or navy exploitation.

REFERENCE		FEATURES	O / I LEVEL	ATA	LABEL	WEIGHT	SIZE	A/C TYPE APPLICABILITY
<b>D661P20A2101</b> <b>Main Rotor Blade Blade</b> <b>Folding Kit</b>		Device for Main Rotor Blade Folding for Storage and Parking	I	66-11		62 (kg)	1,13 x 0,73 x 0,51 (m)	H145, H145M

Protections and covers,  
blanking for maintenance






## Helicopter/Fuselage covers <

### DESCRIPTION

Devices designed to cover and protect the helicopter and fuselage against bad weather conditions or for transport.

REFERENCE		FEATURES	O / I LEVEL	ATA	LABEL	WEIGHT	SIZE	A/C TYPE APPLICABILITY
X853P2001101 <b>TRAKKA Searchlight Cover</b>		Device to protect the TRAKKA searchlight for short term parking outside	0	33-02				EC635, H135, H145, H145M



## Fenestron/Window/Cabin covers <

### DESCRIPTION

Devices designed to cover and protect fenestron, windows and/or cabin against bad weather conditions or for transport.


REFERENCE	FEATURES	O / I LEVEL	ATA	LABEL	WEIGHT	SIZE	A/C TYPE APPLICABILITY
<b>D101P20X1101</b> <b>Sun Foils / Sun Protection Covers</b>	Device is used as sun protection to avoid cabin interior overheating if the H/C is parked outside	0	10-10				EC145, H145, H145M
<b>D101P2001051</b> <b>Short Term Covers</b>	Device used as a short-term cover for the H/C	0	10-10				H145, H145M



## Flexible blanking <

### DESCRIPTION

Flexible protections used to cover some parts of the helicopter and prevent against shock. It is easy to handle and is adapted to specific parts.

REFERENCE		FEATURES	O / I LEVEL	ATA	LABEL	WEIGHT	SIZE	A/C TYPE APPLICABILITY
<b>D853P2002101</b> <b>TRAKKA PCIU Cover</b>		Device to protect the TRAKKA Electronic Box for short term parking outside	O	33-02				H145, H145M
<b>44251-02</b> <b>EOS MX15 Solar Cover</b>		EOS MX15 Solar Cover	I	85-32				H145, H145M




Portable cranes, slings,  
jacks and accessories





## DESCRIPTION

Equipment enabling to hoist different parts of the helicopter to accomplish maintenance tasks.

REFERENCE		FEATURES	O / I LEVEL	ATA	LABEL	WEIGHT	SIZE	A/C TYPE APPLICABILITY
<b>117-30001W3</b> <b>Tail Boom Hoisting Sling</b>		Device to hoist the tail boom after removal operation from the helicopter	I	53-01		5,2 (kg)	090 x 0,01 x 0,01 (m)	H145
<b>117W3</b> <b>Main Rotor Head Hoisting Device</b>		Device to lift Main Rotor Head, main transmission or the whole helicopter	I	07-01		5,25 (kg)	0,33 x 0,18 x 0,15 (m)	H145, H145M
<b>105W27</b> <b>Main Gear Box Hoisting Device</b>		Device to remove and install the Main Gear Box (without Main Rotor Head installed) Maximum load force = 36.000 N	I	63-01				H145, H145M



## Cable/Strap hoisting <

### DESCRIPTION



Equipment enabling to hoist different parts of the helicopter to accomplish maintenance tasks.

REFERENCE	FEATURES	O / I LEVEL	ATA	LABEL	WEIGHT	SIZE	A/C TYPE APPLICABILITY
<b>D535P0001051</b> <b>Tail Boom Sling</b>	Device to remove Tail Boom from the helicopter	I	53-01				H145, H145M



## DESCRIPTION

Equipment enabling to lift the helicopter for different maintenance tasks such as landing gear operations, weighing, etc.

REFERENCE		FEATURES	O / I LEVEL	ATA	LABEL	WEIGHT	SIZE	A/C TYPE APPLICABILITY
<b>RS0609A1A1A01</b> <b>Helicopter Jack</b>		Consists of hydraulic jack to lift up the whole helicopter	I	07-01		43 (kg)	0,50 x 0,32 x 0,30 (m)	EC635, H135, H145, H145M
<b>D083P0001101</b> <b>Weighing Bracket</b>		Device to install weighing bracket on landing gear with new landing gear	I	08-01	CE	0,46 (kg)	0,15 x 0,13 x 0,04 (m)	EC635, H135, H145, H145M
<b>L131M0002101</b> <b>Weighing Bracket</b>		Conceived only for helicopter with old landing gear	I	08-01				EC635, H135, H145

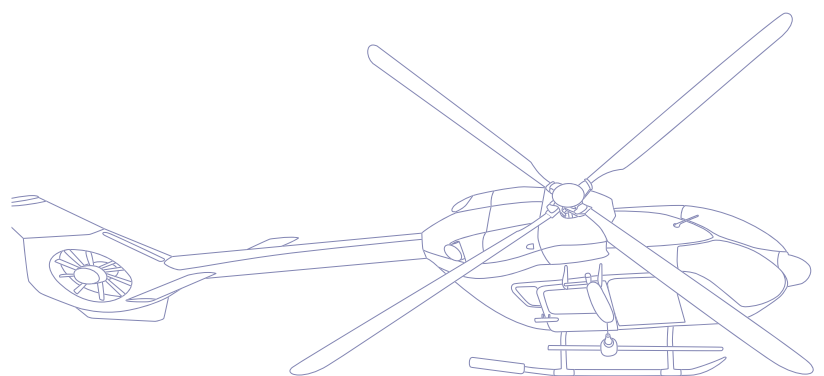


## Hoisting and Jack accessories <

### DESCRIPTION

Accessories complementing the maintenance kit for lifting activities.

REFERENCE	FEATURES	O / I LEVEL	ATA	LABEL	WEIGHT	SIZE	A/C TYPE APPLICABILITY
<b>B719P50A1101</b> <b>Engine Field Crane</b>	Device to lift/change engines in the field	I	09-01			1,53 x 0,21 x 0,08 (m)	EC135, EC145, EC635, H135, H145, H145M



Stands, platforms,  
jigs and trolleys


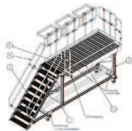


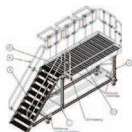




## Servicing platforms <

### DESCRIPTION

Devices enabling to get access to some parts of the helicopter in order to ensure proper maintenance.



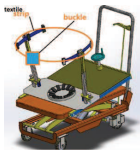
REFERENCE		FEATURES	O / I LEVEL	ATA	LABEL	WEIGHT	SIZE	A/C TYPE APPLICABILITY
<b>105-14101W10</b> <b>Main Rotor Hub</b> <b>Mounting Table</b>		Device to support Main Rotor Head during maintenance and/or repairs operations	I	62-02		75 (kg)	0,70 x 0,60 x 0,35 (m)	H145, H145M
<b>1.20.1101.002.003</b> <b>Maintenance Platform</b> <b>Stair R/H</b>		Consists of a dismountable maintenance platform for right hand Regular working height =1500 mm Including a small extension installed of 250 mm	I	10-01				H145, H145M
<b>HMF-BG-135-700</b> <b>Maintenance Platform</b>		Device used as a working platform in order to perform maintenance operations Conceived for right hand	I	10-01		70,0 (kg)	3,10 x 1,20 x 2,40 (m)	EC635, H135, H145, H145M
<b>HMF-BG-135-710</b> <b>Maintenance Platform</b>		Device used as a working platform in order to perform maintenance operations Conceived for left hand	I	10-01		70,0 (kg)	3,10 x 1,20 x 2,40 (m)	EC635, H135, H145, H145M
<b>1.20.1101.002.002</b> <b>Maintenance Platform</b> <b>Stair L/H</b>		Consists of a dismountable maintenance platform for left hand Regular working height =1500 mm Including a small extension installed of 250 mm	I	10-01				H145, H145M



## Servicing trolleys <

### DESCRIPTION

Devices enabling to move some equipments of the helicopter such as FLIR in order to ensure proper maintenance.

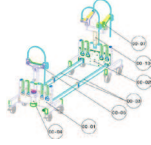


REFERENCE		FEATURES	O / I LEVEL	ATA	LABEL	WEIGHT	SIZE	A/C TYPE APPLICABILITY
<b>1248.00.0000.00</b> <b>TRAKKA Searchlight</b> <b>Trolley</b>		Device for storage and installation of the TRAKKA searchlight	O	33-02				EC635, H135, H145, H145M
<b>B632P0001101</b> <b>Main Transmission</b> <b>Stand</b>		Device to support the Main Gear Box for maintenance operations	I	63-01				H145, H145M
<b>B711M3010101H123-01</b> <b>Cowlings and Covers</b> <b>Support</b>		Device to support exterior cowlings and covers	I	71-01				H145, H145M
<b>D854P10A2101</b> <b>EOS MX15 Servicing</b> <b>Trolley</b>		Servicing Trolley for MX15 EOS Installation and Removal	I	85-32		53 (Kg)	0,71 x 0,50 x 0,80 (m)	H145, H145M



## Support and Servicing assy <

### DESCRIPTION

Devices enabling to maintain some parts of the helicopter, in order to ensure proper maintenance.


REFERENCE		FEATURES	O / I LEVEL	ATA	LABEL	WEIGHT	SIZE	A/C TYPE APPLICABILITY
<b>B535P0002951</b> <b>Tail Boom Stand</b> <b>complete, Adaptor Kit</b> <b>for H145 available on</b> <b>request</b>		Device to store Tail Boom during maintenance operations	I	53-01				H145
<b>D102P10A0101</b> <b>Tail Boom Support</b>		Consists of a stand to stabilize the tail boom for shipboard operations	I	53-01				H145, H145M
<b>117-30001W2</b> <b>Tail Boom Support</b>		Consists of a stand to stabilize the tail boom during Main Gear Box removal	I	53-01		9 (kg)	0,10 x 0,10 x 1,3 (m)	H145
<b>D535P0002951</b> <b>Tail Boom Stand</b> <b>complete, Adaptor Kit</b> <b>for H145 available on</b> <b>request</b>		Device to store Tail Boom during maintenance operations	I	53-01				H145, H145M

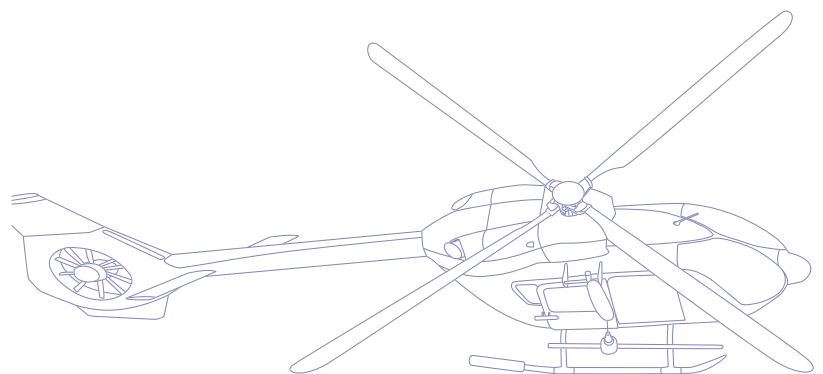


## Ladders <

### DESCRIPTION

Climbing equipment designed to easily access to upper deck, tail boom, horizontal stabiliser and tail rotor pylon.

REFERENCE		FEATURES	O / I LEVEL	ATA	LABEL	WEIGHT	SIZE	A/C TYPE APPLICABILITY
<b>229595-010</b> <b>Maintenance Ladder</b>		Device is used for Maintenance tasks on a/c's	O/I	10-01				EC635, H135, H145, H145M



Infrastructure






## Mobile shelters <

### DESCRIPTION

Equipment required to protect the staff and material during maintenance tasks.

REFERENCE		FEATURES	O / I LEVEL	ATA	LABEL	WEIGHT	SIZE	A/C TYPE APPLICABILITY
AB SH-1310 AERO-BULLE		AERO-BULLE is a mobile shelter having a quick and easily transferable installation protecting helicopter and/or materials. This complete solution consists of a galvanized steel structure covered with polyester fabric coated with PVC. Options: air conditio	I	10-00			18,6 x w:13,2 x h:4,6 (m)	AS350, EC120, EC635, H135, H145, H145M, H175

# Containers and Cases







# Cases for Main/Tail Rotor Head/Main/Tail Gear Box <

## DESCRIPTION

Specific cases designed to store or transport safely the Main Rotor Head, Tail Rotor Head, Main Gear Box, Tail Gear Box etc.

REFERENCE		FEATURES	O / I LEVEL	ATA	LABEL	WEIGHT	SIZE	A/C TYPE APPLICABILITY
M-49-2450M-18-3572 Tail Rotor Actuator Case		Device for transportation of Tail Rotor Actuator	I	67-01				H145, H145M
M-49-2975M-18-3571 Tail Gear Box Transport Box		Device for transportation of Tail Gear Box	I	65-01				H145, H145M




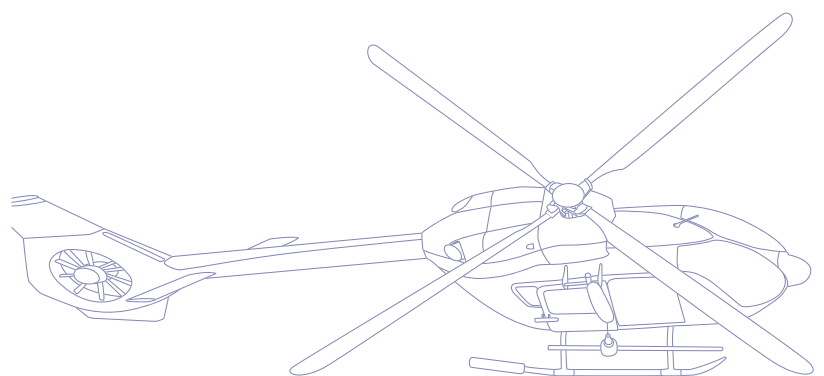
Containers for blade

<

DESCRIPTION

Specific containers designed for long-term storage or to transport blade safely.

REFERENCE	FEATURES	O / I LEVEL	ATA	LABEL	WEIGHT	SIZE	A/C TYPE APPLICABILITY
<div>B621P0001051</div> <div>Main Rotor Blade Transport Container</div>	Main Rotor Blade Transportation Container	O	62-10				H145, H145, H145M
<div>M-49-2950M-18-3573</div> <div>Tail Rotor Blades Transport Box</div> <div></div>	Device to transport the fenestron blades	I	64-01				H145, H145M



Extractors, guides and  
calibrated wrenches














## Simple extracting or installing tools <

### DESCRIPTION

Simple tools designed to facilitate extraction or installation of various parts of the helicopter.

REFERENCE		FEATURES	O / I LEVEL	ATA	LABEL	WEIGHT	SIZE	A/C TYPE APPLICABILITY
<b>160053</b> <b>Fuel Pump Toolbox</b>		Consists of an extractor for fuel pump cartridge	I	28-01		2,2 (kg)	0,33 x 0,32 x 0,12 (m)	EC635, H135, H145, H145M
<b>105-14181W7</b> <b>Flange Bushing Assembly Tool</b>		Device to remove and install flange bushings for the control lever of the Main Rotor Head	I	62-02		0,06 (kg)	0,03 x 0,03 x 0,03 (m)	H145, H145M
<b>105-14181W6</b> <b>Flange Bushing Extractor</b>		Device to remove and install bushings for the control lever of the Main Rotor Head	I	62-02		0,75 (kg)	0,16 x 0,11 x 0,05 (m)	H145, H145M
<b>105-14181W5</b> <b>Flange Bushings Extractor</b>		Device to remove and install a secondary bolt bushings of inner sleeve	I	62-02		1,3 (kg)	0,20 x 0,13 x 0,05 (m)	H145, H145M
<b>105-14181W4</b> <b>Needle Bearings Extractor</b>		Device to remove needle bearings of Main Rotor Head	I	62-02		5,3 (kg)	0,20 x 0,28 x 0,21 (m)	H145, H145M
<b>105-14181W3</b> <b>Needle Bearings Extractor</b>		Device to remove needle bearings of Main Rotor Head	I	62-02		1,4 (kg)	0,26 x 0,17 x 0,03 (m)	H145, H145M
<b>105-14201W1</b> <b>Control Level Bushings Mandrel</b>		Device to remove and install regular bushings for the control lever of the Main Rotor Head	I	62-02				H145, H145M
<b>105-14181W2</b> <b>Flange Bushing Assembly Tool</b>		Device to remove and install main bolt bushings of inner sleeve	I	62-02		0,87 (kg)	0,13 x 0,07 x 0,07 (m)	H145, H145M
<b>105-317371W1</b> <b>Extractor</b>		Device to remove Teflon bushing of Tail Rotor Blade grip	I	65-02		1,36 (kg)	0,20 x 0,07 x 0,07 (m)	H145











## Simple extracting or installing tools &lt;

REFERENCE		FEATURES	O / I LEVEL	ATA	LABEL	WEIGHT	SIZE	TYPE APPLICABILITY
105-13241W1 Drift		Device to remove bushings on the bearings block	I	62-04		0,1 (kg)	0,01 x 0,01 x 0,09 (m)	H145, H145M
105-14101W11 Retention Bolt Extrac- tion Tool		Device to remove the fixation bolts of the quadruple nut	I	62-02		0,07 (kg)	0,26 x 0,09 x 0,06 (m)	H145, H145M
1121-14101W8 Silver Plate Extractor		Device to remove silver plate of the Main Rotor Head	I	62-02		0,51 (kg)	0,01 x 0,01 x 0,07 (m)	H145, H145M
117-12250W17 Pusher		Device for oil seal change of Tail Rotor output drive Used to install in step 2 the housing inside the Gear Box	I	63-02		1,08 (kg)	0,15 x 0,08 x 0,09 (m)	H145, H145M
117-12250W15 Mount		Device for oil seal change of Tail Rotor output drive Used to install the seal inside the housing	I	63-02		0,69 (kg)	0,18 x 0,09 x 0,03 (m)	H145, H145M
105-14102W3 Spacer		Device for distance ring Consists of safety guard to protect the needle bearing during the pressing-in process	I	62-02		0,003 (kg)	0,03 x 0,03 x 0,005 (m)	H145, H145M
1X56131405 Box Spanner		Device to install and remove safety screw for Tail Rotor fork shaft	I	65-01		0,13 (kg)	0,02 x 0,02 x 0,05 (m)	H145
1X56131404 Box Spanner		Device to install and remove nut for bearing Tail Rotor fork shaft	I	65-01		0,20 (kg)	0,03 x 0,06 x 0,06 (m)	H145
117-31706W1 Pushing-out tool		Device to remove Tail Rotor fork shaft	I	65-01		1,21 (kg)	0,10 x 0,10 x 0,10 (m)	H145












## Simple extracting or installing tools &lt;

REFERENCE		FEATURES	O / I LEVEL	ATA	LABEL	WEIGHT	SIZE	TYPE APPLICABILITY
<b>105-31762W1</b> <b>Outer Ring Bearing Puller</b>		Device to install Teflon bushing of Tail Rotor Blade grip	I	65-02		0,23 (kg)	0,12 x 0,07 x 0,07 (m)	H145
<b>1120-31547W1</b> <b>Pressing-in Tool</b>		Consists of silver bushing for the adapter of the drive shafts	I	65-01		0,54 (kg)	0,14 x 0,11 x 0,04 (m)	H145
<b>1120-31502W1</b> <b>Press-in and Push-out Device</b>		Device to install and remove split pin long Tail Rotor Drive shaft	I	65-01		0,83 (kg)	0,10 x 0,06 x 0,02 (m)	H145
<b>117-12020W19</b> <b>Pusher</b>		Device to install flange seal drive shaft	I	63-02		1,41 (kg)	0,09 x 0,11 x 0,11 (m)	H145, H145M
<b>105-13221W1</b> <b>Mounting Tool Kit</b>		Device to remove and install bushings and bearings of drive link assembly	I	62-04		0,4 (kg)	0,1 x 0,05 x 0,04 (m)	H145, H145M
<b>105-317371W3</b> <b>Installation Tool</b>		Device to install flange bushing of Tail Rotor Blade grip	I	65-02		1,20 (kg)	0,17 x 0,09 x 0,08 (m)	H145
<b>B623M4003101D343-01</b> <b>Pressing-in Tool</b>		Device to install bushings for the bearings block	I	62-04		5,0 (kg)	0,14 x 0,14 x 0,15 (m)	H145, H145M
<b>105-31762W3</b> <b>Shurloc Nut Box Spanner</b>		Device to install and remove Shurloc for Tail Rotor fork shaft	I	65-02		0,55 (kg)	0,05 x 0,07 x 0,07 (m)	H145
<b>117-11130W1</b> <b>Mounting Tool Set</b>		Device to replace transmission fitting bushing	I	63-02		0,61 (kg)	0,10 x 0,07 x 0,04 (m)	H145, H145M











## Simple extracting or installing tools &lt;

REFERENCE		FEATURES	O / I LEVEL	ATA	LABEL	WEIGHT	SIZE	TYPE APPLICABILITY
<b>117-11181W1</b> <b>Main Rotor Drive Mounting Tool</b>		Device to replace crow bushing	I	63-04		1,41 (kg)	0,08 x 0,13 x 0,07 (m)	H145, H145M
<b>117-15004W6</b> <b>Main Rotor Blades Mounting Tool Kit</b>		Device to remove and install bushings of Main Rotor blades fittings	I	62-01		4,5 (kg)	0,23 x 0,28 x 0,08 (m)	H145, H145M
<b>117-12250W16</b> <b>Pusher</b>		Device for oil seal change of Tail Rotor output drive Used to install in step 1 the housing inside the Gear Box	I	63-02		0,27 (kg)	0,09 x 0,06 x 0,09 (m)	H145, H145M
<b>117-12020W16</b> <b>Extractor</b>		Device to remove the power drive shaft input flange	I	63-02		0,85 (kg)	0,14 x 0,12 x 0,08 (m)	H145, H145M
<b>B632P1001101</b> <b>Oil Filter Extraction Tool</b>		Device to ease the extraction of the oil filter from the Main Gear Box Installed on the top of the filter body and grips it Including an handle enabling to apply pull load to the filter housing without damaging the Main Gear Box	I	63-01				H145, H145M
<b>117-12020W18</b> <b>Pusher</b>		Device to install flange seal drive shaft	I	63-02		0,65 (kg)	0,11 x 0,10 x 0,10 (m)	H145, H145M
<b>105-14101W7</b> <b>Needle Bearings Drive Tool</b>		Device to install outer needle bearings	I	62-02		1,0 (kg)	0,13 x 0,13 x 0,03 (m)	H145, H145M
<b>117-12020W20</b> <b>Pusher</b>		Device to install flange seal drive shaft	I	63-02		0,49 (kg)	0,07 x 0,07 x 0,10 (m)	H145, H145M
<b>117-12140W5</b> <b>Puller</b>		Device for seal change of hydraulic pump accessory and removal of safety ring	I	63-02		0,02 (kg)	0,06 x 0,02 x 0,05 (m)	H145, H145M












## Simple extracting or installing tools <

REFERENCE		FEATURES	O / I LEVEL	ATA	LABEL	WEIGHT	SIZE	TYPE APPLICABILITY
<b>117-12140W9 Mount</b>		Device for seal change of hydraulic pump accessory	I	63-02		0,56 (kg)	0,04 x 0,04 x 0,11 (m)	H145, H145M
<b>105-14101W2 Outer Needle Bearings Extractor</b>		Device to extract outer needle bearings	I	62-02		4,0 (kg)	0,2 x 0,16 x 0,16 (m)	H145, H145M
<b>117-12010W60 Spanner Socket</b>		Device to install Tail Rotor Drive shaft flange	I	63-02		0,12 (kg)	0,02 x 0,05 x 0,05 (m)	H145, H145M
<b>105-14181W1 Needle Bearings Assem- bly Fixture</b>		Device to install inner sleeve bushings	I	62-02		1,2 (kg)	0,20 x 0,07 x 0,07 (m)	H145, H145M
<b>105-14101W18 Pressing in Tool</b>		Device to install inner sealing ring	I	62-02		2,4 (kg)	0,18 x 0,18 x 0,25 (m)	H145, H145M
<b>105-14101W13 Mounting Device</b>		Device to install outer sealing ring	I	62-02		0,6 (kg)	0,18 x 0,18 x 0,04 (m)	H145, H145M
<b>105-14101W12 Mounting Device</b>		Device to install inner needle bearings	I	62-02		1,1 (kg)	0,31 x 0,13 x 0,13 (m)	H145, H145M
<b>117-12020W17 Mount</b>		Device to install flange seal drive shaft	I	63-02		0,76 (kg)	0,02 x 0,13 x 0,13 (m)	H145, H145M
<b>1X56136393 Puller</b>		Device to install adaptor flange of Intermediate and Tail Gear Box	I	63-02		0,2 (kg)	0,09 x 0,05 x 0,05 (m)	H145



## Simple extracting or installing tools <

REFERENCE		FEATURES	O / I LEVEL	ATA	LABEL	WEIGHT	SIZE	TYPE APPLICABILITY
<b>105-42121W5</b> <b>Replacement Tool</b>		Device to install and remove bearings with different sizes	I	67-03		4,90 (kg)	0,32 x 0,26 x 0,22 (m)	H145
<b>117-12300W3</b> <b>Pusher</b>		Device to remove and install the seal for main rotor mast drive	I	63-07		3,33 (kg)	0,11 x 0,11 x 0,25 (m)	H145, H145M
<b>117-12300W4</b> <b>Puller</b>		Device to remove and install the seal for main rotor mast drive	I	63-07		2,87 (kg)	0,09 x 0,09 x 0,3 (m)	H145, H145M
<b>D651P0001951</b> <b>Tail Rotor Drive Shaft Bearings Tools Set</b>		Device to install rubber sleeve on the Tail Rotor Drive shaft	I	65-01				H145, H145M
<b>D652P3001951</b> <b>Tail Gear Box Input Seal Tool Set</b>		Device to remove and install the sealing ring for the Gear Box input	I	65-01				H145, H145M
<b>D652P3003951</b> <b>Tail Gearbox Output Seal Tool Set</b>		Device to remove and install the sealing ring for the Gear Box output	I	65-01				H145, H145M
<b>D641P4001101</b> <b>Tail Rotor Blades Rigging Device</b>		Device for rigging of Tail Rotor Controls	I	67-01				H145, H145M
<b>D671P7001951</b> <b>Main Rotor Rigging Device</b>		Device for rigging of Main Rotor	I	67-01				H145, H145M
<b>117-12300W1</b> <b>Mount</b>		Device to remove and install the seal for main rotor mast drive	I	63-07		0,17 (kg)	0,05 x 0,05 x 0,02 (m)	H145, H145M












## Simple extracting or installing tools &lt;

REFERENCE		FEATURES	O / I LEVEL	ATA	LABEL	WEIGHT	SIZE	TYPE APPLICABILITY
<b>117-68021W10 Pusher</b>		Device to remove and install the sealing ring for the oil cooler ventilation	I	79-01		0,16 (kg)	0,07 x 0,04 x 0,04 (m)	H145, H145M
<b>117-11137W1 Drift Set</b>		Device to remove and install the main rotor drive torque mount bushings	I	63-03		0,2 (kg)	0,02 x 0,07 x 0,01 (m)	H145, H145M
<b>117-68021W8 Puller</b>		Device to remove and install the sealing ring for the oil cooler ventilation	I	79-01		0,22 (kg)	0,06 x 0,04 x 0,04 (m)	H145, H145M
<b>117-12020W14 Mounting Ring</b>		Device to insert freewheel clutch into the drive shaft flange	I	63-02		0,4 (kg)	0,06 x 0,08 x 0,08 (m)	H145, H145M
<b>105-14102W2 Main Rotor Hub Connecting Pin</b>		Consists of secure inner sleeve of Main Rotor Hub against rotation during control rods removal	I	62-03		0,04 (kg)	0,13 x 0,01 x 0,01 (m)	H145
<b>3650000 Retractor Tool for Win- dow Exchange</b>		Device to install windows seal	I	56-01		0,3 (kg)	0,20 x 0,13 x 0,02 (m)	EC635, H135, H145, H145M
<b>117-68021W9 Pusher</b>		Device to remove and install the sealing ring for the oil cooler ventilation	I	79-01		0,04 (kg)	0,06 x 0,02 x 0,02 (m)	H145, H145M
<b>117-68021W13 Extractor</b>		Device to remove and install the sealing ring for the oil cooler ventilation	I	79-01		0,92 (kg)	0,25 x 0,05 x 0,05 (m)	H145, H145M
<b>117-68021W7 Pusher</b>		Device to remove and install the sealing ring for the oil cooler ventilation	I	79-01		0,22 (kg)	0,06 x 0,04 x 0,04 (m)	H145, H145M











## Simple extracting or installing tools <

REFERENCE		FEATURES	O / I LEVEL	ATA	LABEL	WEIGHT	SIZE	TYPE APPLICABILITY
<b>117-68021W5 Mount</b>		Device to remove and install the sealing ring for the oil cooler ventilation	I	79-01		1,78 (kg)	0,02 x 0,12 x 0,12 (m)	H145, H145M
<b>117-68021W2 Shaft Holder</b>		Device to remove and install the sealing ring for the oil cooler ventilation	I	79-01		0,47 (kg)	0,07 x 0,04 x 0,04 (m)	H145, H145M
<b>117-60000W6 Engine Alignment Device</b>		Device for engine alignment to Main Gear Box	I	71-01		0,77 (kg)	0,35 x 0,11 x 0,11 (m)	H145, H145M
<b>1X56131407 Seal Installation Fixture</b>		Device to install Intermediate/Tail Gear Box seal ring	I	65-02		0,61 (kg)	0,07 x 0,06 x 0,06 (m)	H145
<b>105-31702W14 Extractor</b>		Device to remove and install spherical bearings flange bushings on Tail Rotor fork shaft	I	65-01		0,33 (kg)	0,11 x 0,04 x 0,04 (m)	H145
<b>117-31713W1 Sleeve Guide</b>		Device to install Tail Rotor Head main bolt	I	64-01		0,01 (kg)	0,03 x 0,01 x 0,01 (m)	H145
<b>105-31702W4 Extractor</b>		Device to remove and install spherical bearings on Tail Rotor fork shaft	I	64-01		0,22 (kg)	0,08 x 0,04 x 0,04 (m)	H145
<b>105-31702W23 Measuring Device</b>		Consists of an alignment tool for spherical bearings on Tail Rotor fork shaft	I	64-01		0,80 (kg)	0,17 x 0,06 x 0,05 (m)	H145
<b>1120-31547W2 Extractor</b>		Device consists of silver bushing for the adapter of the drive shafts	I	65-01		0,65 (kg)	0,12 x 0,12 x 0,05 (m)	H145



## Simple extracting or installing tools <

REFERENCE		FEATURES	O / I LEVEL	ATA	LABEL	WEIGHT	SIZE	TYPE APPLICABILITY
<b>117-12140W08 Pusher</b>		Device to change hydraulic pump accessory seal of Main Gear Box	I	63-02				H145
<b>105-31765W1 Support Plate</b>		Device to support for pressing-in device of seal ring into the housing of the Tail Gear Box	I	65-02		0,31 (kg)	0,02 x 0,05 x 0,05 (m)	H145
<b>117-30002W1 Extractor</b>		Device to install and remove nut adaptor flange for Intermediate/ Tail Gear Box	I	65-02		0,44 (kg)	0,06 x 0,06 x 0,05 (m)	H145
<b>117-12300W2 Pusher</b>		Device to remove and install the seal for main rotor mast drive	I	63-07		0,48 (kg)	0,04 x 0,04 x 0,08 (m)	H145, H145M
<b>1X56131399 Puller Screws</b>		Device for housing cover Tail Gear Box	I	65-02		0,02 (kg)	0,06 x 0,02 x 0,02 (m)	H145
<b>105-31702W19 Mounting Device</b>		Device to install Tail Rotor fork shaft	I	65-01		1,17 (kg)	0,27 x 0,07 x 0,065 (m)	H145
<b>105-31781W2 Milling Fixture</b>		Device to install and remove bearings with different sizes	I	67-01				H145
<b>105-31781W6 Staking Tool</b>		Device to install and remove bearings with different sizes	I	67-01		0,20 (kg)	0,04 x 0,04 x 0,05 (m)	H145
<b>105-42121W3 Special Milling Cutter</b>		Device to install and remove bearings with different sizes	I	67-01		2,90 (kg)	0,10 x 0,10 x 0,26 (m)	H145



## Simple extracting or installing tools <

REFERENCE		FEATURES	O / I LEVEL	ATA	LABEL	WEIGHT	SIZE	TYPE APPLICABILITY
<b>105-42122W2</b> <b>Mounting Tool</b>		Device to install and remove bearings with different sizes	I	67-01		0,60 (kg)	0,04 x 0,04 x 0,13 (m)	H145
<b>105-45361W3</b> <b>Staking Tool</b>		Device to install and remove bearings with different sizes	I	67-01				H145
<b>105-42121W4</b> <b>Pressing Device</b>		Device to install and remove bearings with different sizes	I	67-03				H145
<b>105-42121W6</b> <b>Staking Tool</b>		Device to install and remove bearings with different sizes	I	67-03		0,40 (kg)	0,04 x 0,04 x 0,07 (m)	H145
<b>117-80168W1</b> <b>Pushing-Out Tool</b>		Device to push out the pins of the pendulum absorber (2.400 Fh)	I	62-01		0,28 (kg)	0,20 x 0,06 x 0,02 (m)	H145, H145M
<b>117-68021W11</b> <b>Spline Protector</b>		Device to remove and install the sealing ring for the oil cooler ventilation	I	79-01		0,25 (Kg)	0,02 x 0,11 x 0,11 (m)	H145, H145M
<b>117-30002W2</b> <b>Pressing-in Tool</b>		Device to install adaptor flange for Intermediate/Tail Gear Box	I	65-02				H145
<b>105-42123W3</b> <b>Special Milling Cutter</b>		Device to install and remove bearings with different sizes	I	67-03				H145
<b>105-15103W6</b> <b>Main Rotor Blades Bonding Fixture</b>		Device for bonding of DU washer Consists of steel backing strip and a porous bronze matrix impregnated and overlaid with the PolyTetraFluorEthylene bearing material DU do not require lubrication Provides maintenance free operation DU exhibits low wear rat	I	62-01		0,56 (kg)	0,16 x 0,07 x 0,07 (m)	H145, H145M








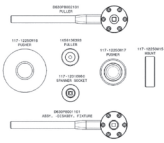


## Simple extracting or installing tools <

REFERENCE		FEATURES	O / I LEVEL	ATA	LABEL	WEIGHT	SIZE	TYPE APPLICABILITY
<b>105-42123W4</b> <b>Pushing-out Tool</b>		Device to install and remove bearings with different sizes	I	67-03		0,20 (kg)	0,02 x 0,02 x 0,12 (m)	H145
<b>105-42122W1</b> <b>Mounting Tool</b>		Device to install and remove bearings with different sizes	I	67-03		0,40 (kg)	0,04 x 0,04 x 0,06 (m)	H145
<b>105-42121W7</b> <b>Mounting Tool</b>		Device to install and remove bearings with different sizes	I	67-03		0,36 (kg)	0,04 x 0,04 x 0,10 (m)	H145
<b>105-13141W3</b> <b>Milling Tool</b>		Device to install and remove bearings with different sizes	I	67-04		2,9 (kg)	0,06 x 0,06 x 0,12 (m)	EC635, H135, H145, H145M
<b>105-40001W1</b> <b>Staking Tool Retainer</b>		Consists of a tool box for general installation and removal of bearings with different sizes	I	67-04		1,5 (kg)	0,40 x 0,30 x 0,10 (m)	EC635, H135, H145, H145M
<b>105-31821W5</b> <b>Staking Tool</b>		Device to install and remove bearings with different sizes	I	67-04		0,8 (kg)	0,04 x 0,04 x 0,12 (m)	H145
<b>105-31821W4</b> <b>Milling Tool</b>		Device to install and remove bearings with different sizes	I	67-04		0,30 (kg)	0,06 x 0,06 x 0,18 (m)	H145
<b>105-13141W5</b> <b>Staking Tool</b>		Device to install and remove bearings with different sizes	I	67-04		0,2 (kg)	0,04 x 0,04 x 0,05 (m)	EC635, H135, H145, H145M
<b>117-44115W1</b> <b>Pressing-in Tool</b>		Device to install and remove bearings with different sizes	I	67-03		2,25 (kg)	0,10 x 0,10 x 0,10 (m)	H145



## Simple extracting or installing tools &lt;








REFERENCE		FEATURES	O / I LEVEL	ATA	LABEL	WEIGHT	SIZE	TYPE APPLICABILITY
<b>117-44115W3</b> <b>Pushing-out Tool</b>		Device to install and remove bearings with different sizes	I	67-03		0,40 (kg)	0,06 x 0,06 x 0,03 (m)	H145
<b>117-44115W2</b> <b>Milling Tool</b>		Device to install and remove bearings with different sizes	I	67-03		3,70 (kg)	0,20 x 0,17 x 0,05 (m)	H145
<b>105-42124W3</b> <b>Pressing-in Tool</b>		Device to install and remove bearings with different sizes	I	67-03				H145
<b>CG500-2</b> <b>Housing Device</b>		Consists of a torque device for the studs of the Main Rotor Head	I	62-02				H145, H145M
<b>105-14101W1</b> <b>Main Rotor Head Puller</b>		Device to extract needle bearings	I	62-02		3,3 (kg)	0,31 x 0,16 x 0,16 (m)	H145, H145M
<b>CG500-60</b> <b>Screw Bolt Driver</b>		Consists of a torque device for the studs of the Main Rotor Head (M16X1,5)	I	62-02		0,46 (kg)	0,09 x 0,04 x 0,04 (m)	H145, H145M
<b>117-80168W2</b> <b>Mounting Tool</b>		Device to install pendulum absorber bearings (2.400 Fh)	I	62-01		0,34 (kg)	0,07 x 0,05 x 0,03 (m)	H145, H145M
<b>105-42124W1</b> <b>Pressing-in Tool</b>		Device to install and remove bearings with different sizes	I	67-03				H145
<b>D630P8001951</b> <b>Shipping Kit - Oil Seal Change Tool on MGB</b>		Device is used for Replacement of the Oil Seal on Tail Rotor Output Drive of the MGB	I	63-21				H145, H145M



## Complex/Calibrated extracting or installing tools <

### DESCRIPTION

Elaborated tools designed to facilitate extraction or installation of parts of the helicopter with defined measurement or calibration value.

REFERENCE	FEATURES	O / I LEVEL	ATA	LABEL	WEIGHT	SIZE	A/C TYPE APPLICABILITY
<b>B563M2002051D123-02</b> <b>Removal / Installation</b> <b>for jettisonable Sliding</b> <b>Door Window (RH</b> <b>Mounting Device)</b>	Removal / Installation for jettisonable Sliding Door Window (RH Mounting Device)	I	56-30				H145, H145, H145M
<b>D625P50A1101</b> <b>Rotor Mast Installation/</b> <b>Removal - Kit 1</b>	 Device to remove and install the Rotor Mast	I	63-02		78 (kg)	1,20 x 0,60 x 0,40 (m)	H145, H145M
<b>D625P50A1103</b> <b>Rotor Mast Hydraulic</b> <b>Drive - Kit 3</b>	 Device to remove and install Rotor Mast Hydraulic Drive (common for Kit 1 and 2)	I	63-02		20 (kg)	0,60 x 0,60 x 0,40 (m)	H145, H145M
<b>D625P50A1102</b> <b>Mast Nut Installation/</b> <b>Removal - Kit 2</b>	 Device to remove and install the Rotor Mast Nut	I	63-02		35 (kg)	0,80 x 0,60 x 0,40 (m)	H145, H145M
<b>105-60701W6</b> <b>Input Shaft Assembly</b> <b>Device</b>	 Device to torque BENDIX shaft	I	63-01		0,5 (kg)	0,21 x 0,17 x 0,03 (m)	EC635, H135, H145, H145M
<b>105-31501W6</b> <b>Puller</b>	 Device to extract the flange for main transmission seal change	I	63-02		0,73 (kg)	0,33 x 0,07 x 0,04 (m)	H145, H145M
<b>B563M2001051D123-02</b> <b>Removal / Installation</b> <b>for jettisonable Sliding</b> <b>Door Window (LH</b> <b>Mounting Device)</b>	Removal / Installation for jettisonable Sliding Door Window (LH Mounting Device)	I	56-30				H145, H145, H145M
<b>105-13101W8</b> <b>Main Rotor Blades</b> <b>Torque Wrench</b>	 Device to install Main Rotor Blades	I	62-01		1,5 (kg)	0,73 x 0,07 x 0,03 (m)	H145, H145M
<b>105-31501W5</b> <b>Main Transmission Seal</b> <b>Change Fixture</b>	 Device to remove and torque the flange nut for main transmission seal change	I	63-02		0,68 (kg)	0,36 x 0,07 x 0,02 (m)	H145, H145M

Testing, measurement and  
maintenance tools, benches






## Cutoff boxes <

### DESCRIPTION

Electrical test equipment enabling to support integration testing, expedite maintenance and to streamline the troubleshooting process on the system and subsystem by simplifying the access to test signals.

REFERENCE	FEATURES	O / I LEVEL	ATA	LABEL	WEIGHT	SIZE	A/C TYPE APPLICABILITY
<div>On Request</div> <div>Cutoff Box</div> <div></div>	<p>Cutoff box is used to split an electric multicable line into several compound connectors. It is designed to streamline the wiring system of electronic devices and to simplify troubleshooting problems.</p> <p>It is customized according to Helicopter configuratio</p>	O/I	XX-XX				AS332, AS350, AS355, AS365, AS366, AS532, AS550, AS555, AS565, EC120, EC130, EC135, EC145, EC155, EC225, EC635, EC725, GAZELLE, H135, H145, H145M, H160, H175, SA330, SA360, SUPER-FRELON



## Air Data Test Sets <

### DESCRIPTION

Automated pitot and static testers designed to conduct troubleshooting or functional tests on the helicopter.


REFERENCE	FEATURES	O / I LEVEL	ATA	LABEL	WEIGHT	SIZE	A/C TYPE APPLICABILITY
DMAK-EC145A Pitot Static Test Adaptor Kit	Consists of an adaptor/connector kit for MPS-43 (pitot static test)	I	34-01				EC145, H145, H145M



## Electrical test cases <

### DESCRIPTION

Devices designed for monitoring or generating command and signal.

REFERENCE		FEATURES	O / I LEVEL	ATA	LABEL	WEIGHT	SIZE	A/C TYPE APPLICABILITY
<b>01-1001-05(220V)</b> <b>Read-out Equipment for ADC and AHRS values</b>		Read-out equipment for ADC and AHRS values via ARINC 429 data bus (220 V Version)	I	34-01				EC135, EC145, EC635, H135
<b>4011A</b> <b>Frequency Generator</b>		Device to simulate Main Rotor speed for troubleshooting	I	99-01				EC145, H145, H145M
<b>01-1001-05(110V)</b> <b>Read-out Equipment for ADC and AHRS values</b>		Read-out equipment for ADC and AHRS values via ARINC 429 data bus (110 V Version)	I	34-01				EC135, EC145, EC635, H135
<b>145-AP TEST EN</b> <b>Autopilot Test System</b>		Consists of equipment for Autopilot System	I	22-01		10 (kg)	0,27 x 0,33 x 0,14 (m)	H145
<b>L634P7001051</b> <b>Mast Moment System Test Equipment</b>		Consists of a troubleshooting device for Main Rotor Mast system.	I	63-07		2,9 (kg)	0,23 x 0,27 x 0,13 (m)	EC635, H135, H145, H145M
<b>AHRS-ECD</b> <b>Aircraft Heading Reference System Compensation Box</b>		Consists of a box to compensate the magnetometers (Aircraft Heading Reference System)	I	34-01		0,9 (kg)	0,16 x 0,08 x 0,06 (m)	EC635, H135, H145, H145
<b>B634P7001051</b> <b>Vectorial Mast Moment System Angle Adjustment Box</b>		Device to adjust and calibrate Main Rotor Mast system	I	63-07		2,8 (kg)	0,34 x 0,29 x 0,16 (m)	H145, H145M
<b>0397-01-UC</b> <b>Tail Rotor Actuator Anti- Jamming Test Kit</b>		Device to check free movement of the control piston on the Tail Rotor Actuator	I	29-01				H145, H145M
<b>215371-0</b> <b>Emergency Floatation System Digital Pressure Gauge</b>		Consists of a digital pressure gauge	I	32-03				EC635, H135, H145, H145M



## Electrical test cases <

REFERENCE		FEATURES	O / I LEVEL	ATA	LABEL	WEIGHT	SIZE	TYPE APPLICABILITY
<b>215370-0</b> <b>Emergency Floatation</b> <b>System Distribution</b> <b>Manifold</b>		Consists of a Y-hose to connect the gauges	I	32-03				EC635, H135, H145, H145M
<b>L334M1801051G873-01</b> <b>Infrared Flash Tester</b>		Device used to test equipment for optional Infrared-Position lights (concerns military versions).	I	33-01		0,3 (kg)		H145M
<b>B761P5001101</b> <b>Variable Rotor Speed</b> <b>and Torque Matching</b> <b>System Simulation Box</b>		Device to simulate Variable Rotor speed and Torque Matching System troubleshooting and adjustment	O/I	76-01		0,8 (kg)	0,28 x 0,12 x 0,09 (m)	EC145
<b>8400902</b> <b>Belt Tension Tester</b> <b>BTT HZ</b>		Consists of driving belt tension tester for air conditioning servicing	I	21-01				EC635, H135, H145, H145M



## Vibrations adjustment tools <

### DESCRIPTION

Equipment designed to lead vibrational balancing for rotor and cabin.



REFERENCE	FEATURES	O / I LEVEL	ATA	LABEL	WEIGHT	SIZE	A/C TYPE APPLICABILITY
<b>VXB-ECD</b> <b>Honeywell Vibration</b> <b>Expert - Track and</b> <b>Balance System Basic</b> <b>Kit</b>	Device used as a basic track and balancing kit requiring Delta Kit Modular System: (1) Basic Kit + Kit for H145 or (2) Basic Kit + Delta Kit from H145C2 to H145 or (3) Basic Kit + Delta Kit from H135 to H145	I	18-01	CE		0,8 x 0,52 x 0,33 (m)	EC635, H135, H145, H145M
<b>VXAP-145\VXP</b> <b>APPLICATION KIT</b> <b>Honeywell Vibration</b> <b>Expert - Track and</b> <b>Balance System Delta</b> <b>Kit</b>	Device used as an additional kit for Honeywell Vibration Expert track and balance basic kit	I	18-01				H145, H145M



## Software loading benches <

### DESCRIPTION

Equipment designed to load specific helicopters systems software.

REFERENCE		FEATURES	O / I LEVEL	ATA	LABEL	WEIGHT	SIZE	A/C TYPE APPLICABILITY
<b>703A97687000</b> <b>Loading Tool Kit with</b> <b>CMA9000 capability</b>		Device used for loading of 4 different calculators: AMC, DMAU, MFD and CMA9000 Operating temperature: -10	I	13-00	CE	3 (kg)	0,4 x 0,4 x 0,4 (m)	EC225, H135, H145, H145M, H175
<b>L882M3240966</b> <b>FCDS CPDS Loading</b> <b>Tool Kit</b>		Consists of avionic new configuration tool	I	31-01				EC135, EC145, EC635, H135
<b>703A97687100</b> <b>Loading Tool Kit without</b> <b>CMA9000 capability</b>		Device used for loading of 3 different calculators: AMC, DMAU and MFD	I	13-00	CE	3 (kg)	0,5 x 0,4 x 0,2 (m)	EC225, H135, H145, H145M, H175



## Fluids test cases (hydraulic, cooling, fuel, etc) <

### DESCRIPTION

Devices designed to fill, drain, clean and test any helicopter fluid system.

REFERENCE		FEATURES	O / I LEVEL	ATA	LABEL	WEIGHT	SIZE	A/C TYPE APPLICABILITY
<b>L135M2904101</b> <b>Hydraulic Pressure Gauge</b>		Device used as an external measuring device for hydraulic pressure	I	29-01		3,0 (kg)	0,40 x 0,16 x 0,07 (m)	EC635, H135, H145, H145M
<b>6695-12-176-1699</b> <b>Sampling Device</b>		Device necessary to take samples of liquids to perform spectrographic analysis	I	29-01		0,02 (kg)		EC635, H135, H145, H145M
<b>L135M2903101</b> <b>Hydraulic Bleeding Unit</b>		Device to bleed hydraulic system after maintenance operations	I	29-01		0,4 (kg)	0,12 x 0,12 x 0,25 (m)	EC635, H135, H145, H145M
<b>X280P03T1101</b> <b>Fuel Sump Drainage Tool</b>		Device to drain the tank before maintenance operations	I	28-01		1,3 (kg)	0,33 x 0,15 x 0,15 (m)	EC635, H135, H145, H145M
<b>215372-0</b> <b>Emergency Floatation System Pressure Inlet</b>		Consists of an adaptor for manifold	I	32-03				EC635, H135, H145, H145M
<b>ASC3000</b> <b>Air Conditioning Service-Station</b>		Consists of of air conditioning filling unit	I	21-01				EC635, H135, H145, H145M



## Miscellaneous complex/calibrated mechanical tools <

### DESCRIPTION

Mechanical tools enabling to conduct verification and adjustment with defined measurement and calibration value.

REFERENCE		FEATURES	O / I LEVEL	ATA	LABEL	WEIGHT	SIZE	A/C TYPE APPLICABILITY
<b>B670M0001103G871-01</b> <b>Switchgear Test</b>		Device to adjust the longitudinal or lateral trim system for Main Rotor rigging	I	67-01				H145
<b>105-13101W3</b> <b>Gauge</b>		Consists of mechanical gauge to adjust the angle of the main rotor pitch links before installation	I	62-03		0,18 (kg)	0,30 x 0,08 x 0,02 (m)	H145, H145M
<b>B670P4001101</b> <b>Main Rotor Rigging Device</b>		Consists of a fixture for Main Rotor rigging	I	67-01		1,75 (kg)	0,52 x 0,21 x 0,06 (m)	H145
<b>117-43001W3</b> <b>Tail Rotor Control Fixture</b>		Device used as rigging tool for Tail Rotor	I	67-01		1,05 (kg)	0,18 x 0,19 x 0,13 (m)	H145
<b>B670P0001101</b> <b>Position Gauge</b>		Consists of a fixture for control stick for Main Rotor rigging	I	67-01		0,19 (kg)	0,19 x 0,11 x 0,03 (m)	H145



## Miscellaneous/simple mechanical tools <

### DESCRIPTION

Mechanical tools enabling to conduct verification and adjustment without defined measurement and calibration value.

REFERENCE		FEATURES	O / I LEVEL	ATA	LABEL	WEIGHT	SIZE	A/C TYPE APPLICABILITY
<b>WDR9000</b> <b>GOODRICH Hoist Cable</b> <b>Servicing Kit</b>		Device to inspect and control the hoist cable	I	85-01				EC635, H135, H145, H145M
<b>59766A0000-01</b> <b>Holding Device</b>		Consists of holding device for Main Rotor actuators after removal	I	67-05				EC635, H135, H145
<b>L134M6702101</b> <b>Pedal Lock Tail Rotor</b> <b>Controls</b>		Consists of a pedal locking for neutral position of Tail Rotor rigging	I	67-01		0,56 (kg)	0,24 x 0,05 x 0,08 (m)	EC635, H135, H145
<b>RA18403</b> <b>Multi-Head Fin</b> <b>Straightener</b>		Device to re-align air conditioning cooling/evaporator fins	I	21-01				EC635, H135, H145, H145M
<b>217328-0</b> <b>Emergency Floatation</b> <b>System Folding Kit</b>		Device for packing of the floats after testing and/or repairs	I	32-03				H145, H145M
<b>105-31702W22</b> <b>Hone Tool</b>		Device used for flange bushings	I	65-01				H145

Services and  
maintenance benches








## Ground Power Units and starters, battery chargers <

### DESCRIPTION

Equipment designed to perform helicopter starting and supply electrical power.

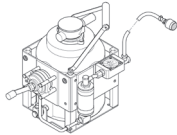


REFERENCE		FEATURES	O / I LEVEL	ATA	LABEL	WEIGHT	SIZE	A/C TYPE APPLICABILITY
<b>KA2016PSPS</b> <b>Portable Starter Power Supply</b>		Device used to start aircraft engine whenever and in any location. It can be used also during maintenance to provide abundant auxiliary power for avionics, on-board medical equipment, and other accessories. Light-weight, portable, stowable, and safe, the	I	24-00	CE	14 (kg)	0,4 x 0,2 x 0,1 (m)	EC145, EC155, EC225, H145, H145M, H175
<b>1101-328N-LI-NSW</b> <b>Ground Power Unit Li-Ionen</b>		Device is an external power supply for helicopter maintenance operations and helicopter starting	O/I	24-01			1,0 x 1,1 x 1,1 (m)	EC145, H145, H145M
<b>KA2014PSPS</b> <b>Portable Starter Power Supply</b>		Device used to start aircraft engine whenever and in any location. It can be used also during maintenance to provide abundant auxiliary power for avionics, on-board medical equipment, and other accessories. Light-weight, portable, stowable, and safe, the	I	24-00	CE	7 (kg)	0,4 x 0,2 x 0,1 (m)	EC120, EC130, EC145, H145, H145M
<b>HMF-BG-135-900</b> <b>Mobile Ground Power Unit</b>		Consists of an external power supply for helicopter maintenance operations and helicopter starting	O	24-01			1,0 x 1,1 x 1,1 (m)	EC635, H135, H145, H145M



## Hydraulic benches, air cooling and accessories <

### DESCRIPTION

Equipment such as special bench enabling to lead maintenance on fluid systems, filing, etc.


REFERENCE		FEATURES	O / I LEVEL	ATA	LABEL	WEIGHT	SIZE	A/C TYPE APPLICABILITY
<b>L135P2902101</b> <b>Filling Unit</b>		Device used to perform re-filling of hydraulic system with fluid	I	29-01		8,7 (kg)		EC635, H135, H145, H145M
<b>B290P0101102</b> <b>Hydraulic Pump Drive</b>		Device enabling to power-up hydraulic system for ground tests Conceived to check the flight control system Equipment connected directly to the Main Gear Box and driven by engines Available in 220V and 110V	I	29-01	CE			H145, H145M
<b>ACTR5150A</b> <b>Digital Manifold</b>		Device to test pressure and leakage of air conditioning system	I	21-01				EC635, H135, H145, H145M



## Engine rinsing benches <

### DESCRIPTION

Equipment enabling to eliminate salt when the helicopter is operated close to a sea area.


REFERENCE		FEATURES	O / I LEVEL	ATA	LABEL	WEIGHT	SIZE	A/C TYPE APPLICABILITY
<b>BO-WG-2018.001</b> <b>Engine Washing Device</b>		Device to wash the engine Pressure maximum: 7 bars 20 l Tank for cold water 10 l Tank for cold cleaner Effectivity: Turbomeca	I	71-01		59 (kg)	0,43 x 0,62 x 1,03 (m)	EC135, EC145, EC635, H135, H145, H145M
<b>HMF-BG-135-115</b> <b>Engine Washing Device</b> <b>Adaptor Kit</b>		Consists of a rinsing/washing hose with the adaptor/connector to plug the hose on the engine washing device	O	71-01				H145, H145M

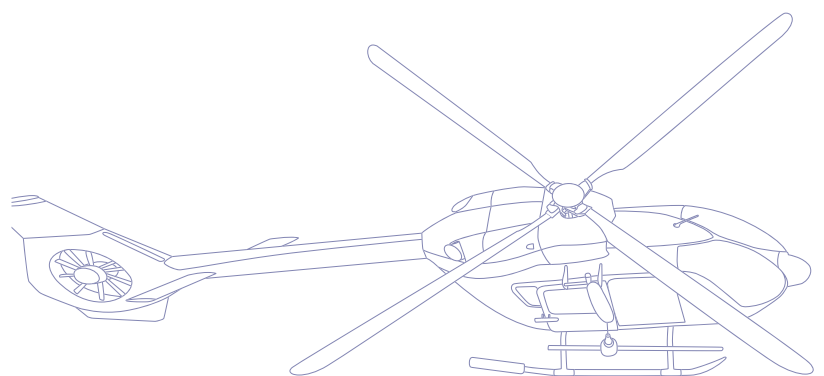


## Simple or standard pumps <

### DESCRIPTION

Equipment enabling to inject liquids, gases or air.

REFERENCE		FEATURES	O / I LEVEL	ATA	LABEL	WEIGHT	SIZE	A/C TYPE APPLICABILITY
213594-0 <b>Emergency Floatation System Vacuum Pump</b>		Consists of an emptying system for the floatation system after testing operation	I	32-03				EC635, H135, H145, H145M



IT Devices





## DESCRIPTION

Maintenance software enabling data loading, collection, analysis...

REFERENCE		FEATURES	O / I LEVEL	ATA	LABEL	WEIGHT	SIZE	A/C TYPE APPLICABILITY
<b>D467P41S0400</b> <b>H145 H/C Package for AHDL V4.0</b>		H145 H/C Package for AHDL V4.0 - H145(M) Step 2 - H145(M) Step 3	I	46-01		0,1 (kg)	0,1 x 0,1 x 0,01 (m)	H145, H145M
<b>D135P61S0104</b> <b>H145 MGS V1.4 Configuration Files Package (HMS, UMS, FM &amp; RTB) - Step 2</b>		H145 MGS V1.4 Configuration Files Package (HMS, UMS, FM & RTB) - Step 2	I	13-01				H145, H145M
<b>D313P41S0103</b> <b>HMS Configuration file for MGS V1.3</b>		Health Monitoring System (HMS) Configuration file for MGS V1.3	I	13-01				H145, H145M
<b>D467P75S0201</b> <b>HFDM Database for PGS 3D Full Step2</b>		PGS 3D Full Database	I	46-00				H145, H145M
<b>D467P75S0301</b> <b>HFDM Database for PGS 3D Full Step3</b>		PGS 3D Full Database	I	46-00				H145, H145M
<b>D135P61S0105</b> <b>H145 MGS V1.5 Configuration Files Package (HMS, UMS, FM &amp; RTB) - Step 2 DMAU V2.1</b>		H145 MGS V1.5 Configuration Files Package (HMS, UMS, FM & RTB) - Step 2 DMAU V2.1	I	13-01				H145, H145M
<b>B135P62S0104</b> <b>EC145 MGS V1.4 Configuration Files Package (UMS &amp; FM) MARMS 1.3</b>		EC145 MGS V1.4 Configuration Files Package (UMS & FM) MARMS 1.3	I	13-01				EC145
<b>B135P61S0104</b> <b>EC145 MGS V1.4 Configuration Files Package (UMS &amp; FM) MARMS 1.2</b>		EC145 MGS V1.4 Configuration Files Package (UMS & FM) MARMS 1.2	I	13-01				EC145
<b>D135P63S0105</b> <b>H145 MGS V1.5 Configuration Files Package (HMS, UMS, FM &amp; RTB) - Step 2 DMAU V3.2</b>		H145 MGS V1.5 Configuration Files Package (HMS, UMS, FM & RTB) - Step 2 DMAU V3.2	I	13-01				H145, H145M



## Software <

REFERENCE		FEATURES	O / I LEVEL	ATA	LABEL	WEIGHT	SIZE	TYPE APPLICABILITY
<b>D135P64S0105</b> <b>H145 MGS V1.5</b> <b>Configuration Files</b> <b>Package (HMS, UMS,</b> <b>FM &amp; RTB) - Step 3</b> <b>DMAU V3.2</b>		H145 MGS V1.5 Configuration Files Package (HMS, UMS, FM & RTB) - Step 3 DMAU V3.2	I	13-01				H145, H145M
<b>B135P61S0105</b> <b>EC145 MGS V1.5</b> <b>Configuration Files</b> <b>Package (UMS &amp; FM)</b> <b>MARMS 1.2</b>		EC145 MGS V1.5 Configuration Files Package (UMS & FM) MARMS 1.2	I	13-01				EC145
<b>D467P73S0301</b> <b>HFDM Database for PGS</b> <b>Analysis Step3</b>		Database includes "Events" and it is used with PGS Analysis to perform HFDM analysis.	I	46-00				H145, H145M
<b>D467P41S0500</b> <b>H145 H/C Package for</b> <b>AHDL V5.0</b>		H145 H/C Package for AHDL V5.0- H145(M) Step 2- H145(M) Step 3	I	46-01		0,1 (kg)	0,1 x 0,1 x 0,01 (m)	H145, H145M
<b>D467P72S0201</b> <b>HFDM Database for PGS</b> <b>Visio Step2</b>		Database to configure PGS Vision to visualize HFDM data.	I	46-00				H145, H145M
<b>D135P62S0104</b> <b>H145 MGS V1.4</b> <b>Configuration Files</b> <b>Package (HMS, UMS,</b> <b>FM &amp; RTB) - Step 3</b>		H145 MGS V1.4 Configuration Files Package (HMS, UMS, FM & RTB) - Step 3	I	13-01				H145, H145M
<b>B135P62S0105</b> <b>EC145 MGS V1.5</b> <b>Configuration Files</b> <b>Package (UMS &amp; FM)</b> <b>MARMS 1.3</b>		EC145 MGS V1.5 Configuration Files Package (UMS & FM) MARMS 1.3	I	13-01				EC145
<b>D467P71S0301</b> <b>HFDM Converter</b> <b>Database Step3</b>		HFDM Converter Database Step3	I	46-00				H145, H145M
<b>X467P70S0103</b> <b>HFDM Converter V1.3</b>		HFDM Converter V1.3  - H145(M) Step2 - H145(M) Step3 - H135H Step2+ - H135H Step3+	I	46-00				H135, H145, H145M



REFERENCE		FEATURES	O / I LEVEL	ATA	LABEL	WEIGHT	SIZE	TYPE APPLICABILITY
<b>X135P01S0543</b> <b>PGS SW Vision</b>		PGS SW Vision - H145(M) Step 2 - H145(M) Step 3 - H135H Step 2+ - H135H Step 3+	I	31-02				H135, H145, H145M
<b>X135P02S0543</b> <b>PGS SW Analysis</b>		PGS SW Analysis - H145(M) Step 2 - H145(M) Step 3 - H135H Step 2+ - H135H Step 3+	I	31-02				H135, H145, H145M
<b>X135P03S0543</b> <b>PGS SW 3D</b>		PGS SW 3D - H145(M) Step 2 - H145(M) Step 3 - H135H Step 2+ - H135H Step 3+	I	31-02				H135, H145, H145M
<b>X467P45S0124</b> <b>Electronic Flight Bag Mission Ground Station</b>		SW tool to edit EFB data (FLM, charts, pilot check lists, etc.) and convert to Helionix format Provided on CDROM	O/I	46-00				H135, H145, H145M
<b>X467P48S0101</b> <b>Raster Tool V 1.0</b>		SW tool allowing to convert Raster maps to Helionix format Provided on CDROM	I	46-00				H135, H145, H145M
<b>D467P74S0301</b> <b>HFDM Database for PGS 3D Basic Step3</b>		PGS 3D Basic DB, delivered by default with PGS 3D SW module	I	46-00				H145, H145M
<b>SW-11072-1</b> <b>LAVCS (Light Absorbing Vibration Compensation System) User Interface Tool</b>		SW tool to read-out the Vibration Data for the maintenance of the LAVCS Provided on CDROM	I	18-00				H145, H145M
<b>D467P71S0201</b> <b>HFDM Converter Database Step2</b>		HFDM Converter Database Step2	I	46-00				H145, H145M
<b>D467P73S0201</b> <b>HFDM Database for PGS Analysis Step2</b>		Database includes "Events" and it is used with PGS Analysis to perform HFDM analysis.	I	46-00				H145, H145M



## Software <

REFERENCE		FEATURES	O / I LEVEL	ATA	LABEL	WEIGHT	SIZE	TYPE APPLICABILITY
<b>D467P74S0201</b> <b>HFDN Database for PGS</b> <b>3D Basic Step2</b>		PGS 3D Basic DB, delivered by default with PGS 3D SW module	I	46-00				H145, H145M
<b>D467P31S0100</b> <b>FM Configuration file for</b> <b>MGS V1.3</b>		Failure Management (FM) Configuration file for MGS V1.3	I	13-01				H145, H145M
<b>D313P20S3002</b> <b>PGS Database for FDRS</b>		PGS Database for Flight Data Recording System (FDRS)	I	31-02				H145, H145M
<b>D313P42S0100</b> <b>RTB Configuration file</b> <b>for MGS V1.3</b>		Rotor Track & Balance (RTB) Configuration file for MGS V1.3	I	13-01				H145, H145M
<b>D468P81S0100</b> <b>UMS Configuration file</b> <b>for MGS V1.3</b>		Usage Monitoring System (UMS) Configuration file for MGS V1.3	I	13-01				H145, H145M
<b>D467P72S0301</b> <b>HFDN Database for PGS</b> <b>Visio Step3</b>		Database to configure PGS Vision to visualize HFDN data.	I	46-00				H145, H145M
<b>CSW6100-EC145</b> <b>Intercom Configuration</b> <b>Kit</b>		Consists of a software configuration kit for remote electronic units	I	23-01				EC145, H145, H145M



## Fleet Management System (Soft & Hard) <

### DESCRIPTION

IT tools enabling to manage helicopter data.


REFERENCE	FEATURES	O / I LEVEL	ATA	LABEL	WEIGHT	SIZE	A/C TYPE APPLICABILITY
<b>D313P2022051</b> <b>Cockpit Voice &amp; Flight Data Recorder Test Equipment (L3com)</b>	Consists of an updated software version 5.2 valid for Cockpit Voice & Flight Data Recorder from L3Com Including: USB HW Interface MDU379, software, network cable (5m) and cable FDAU monitoring	I	31-02		1,5 (kg)	0,23 x 0,18 x 0,12 (m)	EC145, H145, H145M
<b>B313P2001051</b> <b>Aircraft Test Equipment Present Connector</b>	Consists of a connector kit for Cockpit Voice & Flight Data Recorder	I	31-02				EC135, EC145, EC635, H135, H145, H145M
<b>D313P2023051</b> <b>Cockpit Voice &amp; Flight Data Recorder Test Equipment w/o PGS Software</b>	Consists of Cockpit Voice & Flight Data Recorder Test Equipment w/o PGS Software	I	31-02		1,5 (kg)	0,23 x 0,18 x 0,12 (m)	EC135, EC145, EC635, H135, H145, H145M

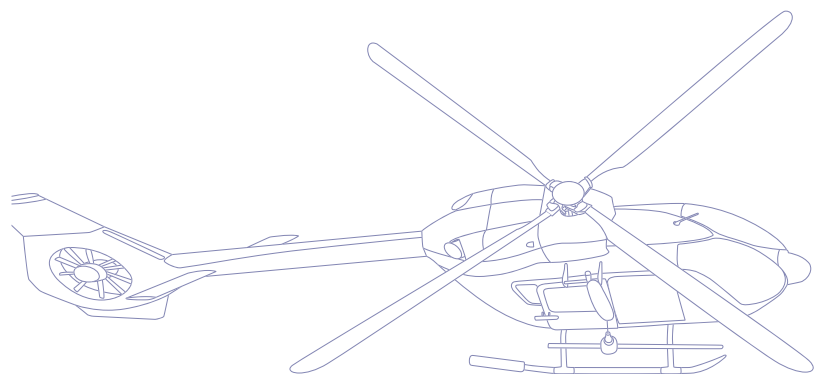


## Mission preparation stations <

### DESCRIPTION

IT tools (Hardware & Software) such as cartography, flight plan, etc, enabling to conduct mission preparation.

REFERENCE		FEATURES	O / I LEVEL	ATA	LABEL	WEIGHT	SIZE	A/C TYPE APPLICABILITY
<b>On Request</b> <b>SIRINA Mission</b> <b>Preparation Station</b>		SIRINA is a Mission Planning and Debriefing System dedicated to pilots for their flights preparation and feasibility, for all type of mission environment (including military tactical missions), and for mission debrief. Before flight pilots plan navigatio	O/I	34-00	CE	2 to 9 (kg) Depending if it is laptop or desktop		AS350, AS355, AS365, AS365C, AS366, AS550, AS555, AS565, EC130, EC135, EC145, EC155, EC635, GAZELLE, H135, H145, H145M, SA360



Miscellaneous








# Mechanical toolbox or kits <

## DESCRIPTION

Package of standard mechanical tools enabling to accomplish mechanical maintenance tasks.



REFERENCE		FEATURES	O / I LEVEL	ATA	LABEL	WEIGHT	SIZE	A/C TYPE APPLICABILITY
<b>SNAP-ON BASIC MECHANIC 1 Standard Mechanic Tools Kit</b>		Including all tools necessary for mechanical operations (Detailed list of tools can be submitted on request)	I	99-01				EC635, H135, H145, H145M
<b>WDR9006 Field Maintenance Kit</b>		Consists of tools set trolley for line/field maintenance (Detailed list of tools can be submitted on request)	I	99-01				EC635, H135, H145, H145M
<b>SNAP-ON EXTENDED MECHANIC NEW Extented Mechanic Tools Kit</b>		Including additional tools necessary for mechanical operations (Detailed list of tools can be submitted on request)	I	99-01				EC635, H135, H145, H145M



# Electrical toolbox or kits <

## DESCRIPTION

Package of standard electrical tools enabling to accomplish electrical maintenance tasks.

REFERENCE		FEATURES	O / I LEVEL	ATA	LABEL	WEIGHT	SIZE	A/C TYPE APPLICABILITY
<b>SNAP-ON EXTENDED AVIONIC BOX T2 Extended Avionic and Electric Tools Kit</b>		Including additional tools necessary for avionic operations (Detailed list of tools can be submitted on request)	I	99-01				EC135, EC145, EC635, H135, H145, H145M
<b>SNAP-ON BASIC AVIONIC 1 Standard Avionic &amp; Electric Tools Kit</b>		Including all tools necessary for avionic and electrical operations (Detailed list of tools can be submitted on request)	I	99-01				EC135, EC145, EC635, H135, H145, H145M





Standard handtools or miscellaneous

<

DESCRIPTION

Standard tools required for repairing.


REFERENCE		FEATURES	O / I LEVEL	ATA	LABEL	WEIGHT	SIZE	A/C TYPE APPLICABILITY
<b>SNAP-ON GOODRICH HOIST GOODRICH Hoist Tools Set</b>		Consists of a basic kit to maintain the hoist	O/I	85-01				EC635, H135, H145, H145M
<b>117-68021W1 Oil System Socket Wrench</b>		Device to remove and install the sealing ring for the oil cooler ventilation	I	79-01		0,11 (kg)	0,05 x 0,02 x 0,02 (m)	H145, H145M



## Specific handtools or miscellaneous <

### DESCRIPTION

Elaborated tools required for repairing.




REFERENCE		FEATURES	O / I LEVEL	ATA	LABEL	WEIGHT	SIZE	A/C TYPE APPLICABILITY
<b>105-15170W26.01</b> <b>Grinding Tool</b>		Device for grinding attachment for DU washer bonding	I	62-01				H145, H145M
<b>105-31702W24</b> <b>Tail Rotor Fork Shaft Check Device</b>		Device used as a measuring/ checking tool for true running	I	65-01		0,52 (kg)	0,28 x 0,09 x 0,08 (m)	H145
<b>L134M2802101</b> <b>Fuel Tank Montage Kit</b>		Device to install the fuel tank bleeding tubes on the helicopter floor	I	28-01		0,56 (kg)	0,31 x 0,12 x 0,05 (m)	EC635, H135, H145, H145M



## Other miscellaneous <

### DESCRIPTION

Other kind of tools and ground support equipment required for maintenance activities.

REFERENCE		FEATURES	O / I LEVEL	ATA	LABEL	WEIGHT	SIZE	A/C TYPE APPLICABILITY
<b>212-034-00</b> <b>Cargo Hook Dry Break Coupler Bleed Kit</b>	 <small>Figure 3-2 Bleed Kit 212-034-00</small>	Device used for bleeding of cargo hook dry break coupler	I	85-11				EC635, H135, H145, H145M
<b>4639210011</b> <b>Oil Drain Hose</b>	 <small>4639210011</small>	Device used for the Intermediate Gear Box	I	65-02		0,06 (kg)	0,12 x 0,12 x 0,02 (m)	H145
<b>212-014-01</b> <b>Cargo Hook Slave Cylinder Bleed Kit</b>	 <small>TM 1455-23 05 2012</small>	Device for bleeding of cargo hook slave cylinder	I	85-11				EC635, H135, H145, H145M

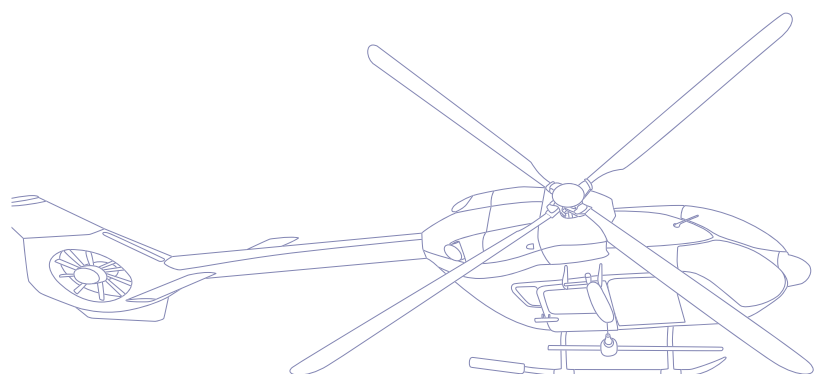


## Qualified consumables <

### DESCRIPTION

Qualified consumables required for maintenance tasks.

REFERENCE	FEATURES	O / I LEVEL	ATA	LABEL	WEIGHT	SIZE	A/C TYPE APPLICABILITY
<b>217327-0</b> <b>Emergency Floatation System Maintenance Kit</b>	Consists of a set of consumables for repairs of floats	I	32-03				H145, H145M
<b>PS1ROT-25BREIT</b> <b>Tape</b>	Consists of a special adhesive tape for MPS-43 used to close the static ports of the pitot static system in order to take the measurements during periodical checks in mBar	I	34-01				EC635, H135, H145, H145M





# Tools & GSE **Services**

---



## Easy Spare Parts

---

### Sales & Distribution

This service is based on the supply of any procurable part including Tools & Ground Support Equipment, and is applicable to any of Airbus Helicopters aircraft type.

The content of this service has been totally reviewed and improved to match customers expectations in terms of reactivity and delivery lead times.



## Technical Support

### Service scope

For any technical question related to Tools & GSE, get in direct contact with our worldwide technical network of tech-reps & customer centers positioned close to your operations.

For any AOG needs, a responsive 24/7 service around the clock taking care of you anytime, anywhere and is also accessible through a unique contact or through the Technical Request service on our web portal.

**AIRBUS****HELICOPTERS**

**HCare**

**24/7 Worldwide Customer Support**

customersupport.helicopters@airbus.com  
Phone: + 33 (0)4 42 85 97 97  
Fax: + 33 (0)4 42 85 99 96

  
Airbus Helicopters Customer Portal

## Commercial Off The Shelf Tools & Ground Support Equipment (COTS)

For the supply of COTS tools and ground support equipment, comprising standard equipment that is generally available on the market such as power supply benches, pressure generators, multimeters etc, Airbus has signed a cooperation agreement with the company Kit-Aero.

Under this agreement, Kit-Aero will now handle the promotion, sales and after-sales support of COTS tools and ground equipment towards Airbus helicopters' Customers.

The objective of this set-up is to improve customer satisfaction by providing a single focal point for sales and support on COTS segment, attractive prices and technical expertise and products benchmark.

For requests related to COTS tools and ground support equipment, Airbus Helicopters Customers are invited to visit Kit-Aero's website ([www.kit-aero.com](http://www.kit-aero.com)) or contact them directly at [info@kit-aero.com](mailto:info@kit-aero.com).





# Standard Conditions of **Sale**

---

## 1 - DEFINITIONS

- AOG (Aircraft On Ground) means a situation in which the Helicopter is unable to fly or is ineligible to return to service because of an unscheduled need for replacement or major repair of components, that is not related to scheduled maintenance tasks.
- BFE/CFE means Buyer Furnished Equipment / Customer Furnished Equipment.
- Certificate of Conformity (or Statement of Conformity) means the document issued by the Seller's quality assurance organization after completion of procedures approved by the respective authorized national agency certifying the Product's conformity with the Seller's applicable specifications.
- CAMO means Continuing Airworthiness Management Organization.
- Contract means the agreement between the Seller and the Customer of which these Standard Conditions of Sale form part, comprising the applicable Specific Annex(es) and the Purchase Order or Order Confirmation.
- Core Unit means the used Part sent by the Customer to the Seller in case of exchange for an overhauled or repaired Part under the standard exchange service.
- Customer means the person, entity, or company to whom the Seller sells any Products and/or Services under the Contract.
- Customer Center means a subsidiary or an affiliated company of the Seller.
- Documentary Credit means an irrevocable, confirmed and nontransferable documentary credit.
- EASA means European Aviation Safety Agency.
- Helicopter means helicopter manufactured by the Seller.
- Item means transmission components, blades and/or equipment.
- OTL, SLL mean respectively Operating Time Limit and Service Life Limit.
- Part means a piece of an Item or a Product.
- Party/Parties mean either separately or collectively the Customer and/or the Seller.
- Product(s) means the goods to be provided by the Seller under the Contract in compliance with the applicable specification and/or definition, including all types of Helicopters, optional equipment, Spare Parts, tools, other equipment, documentation, technology, data, software on a Product (and any other goods mentioned in the Specific Annex(es), when applicable).
- Production Organization Approval (POA) means approvals issued by the respective competent authority to the Seller in compliance with EASA part 21/G regulation.
- Order Confirmation means the acknowledgement of receipt of the Customer's order by the Seller, i.e. either the confirmation sent by the Seller to the Customer to take into account the Customer's order or the approval sent by the Customer to the Seller on the Quotation.
- Purchase Order (or Order) means the order covering the acquisition of Products and/or Services.
- Quotation means the priced offer and associated conditions, sent to the Customer by the Seller.
- RMA means Return Material Authorization format provided by the Seller for the purposes of the warranty article and/or R&O Service.
- R&O means the following activities: repair, overhaul, standard exchange, inspection and modification of an Item.
- Seller means Airbus Helicopters (SAS) located in Marignane, France and/or Airbus Helicopters Deutschland GmbH, located in Donauwörth, Germany.
- Service(s) means the services which may be performed under the Contract consisting of:

- performance of R&O
- technical publications, technical assistance, technical expert
- services, and/or tool rental
- performance of Training,
- SaaS,

- and any other services mentioned under the Specific Annex(es), when applicable.
- SaaS (Software As A Service) means a software application available online on an internet website and/or a software application available on defined mobile operating system(s).
- Specific Annex (or Annex) means the annex of the SCS outlining specific conditions.
- Spare Parts means new parts to be provided by the Seller.
- SCS means general Standard Conditions of Sale for Products and Services.
- SB means Service Bulletin.
- STC means Supplemental Type Certificate and also refers to an equipment which has a STC.
- TAT means Turn Around Time, from the time the Seller receives the Customer's Item and its related and valid documents in its facility up to the time the Item is at the Customer's disposal Free Carrier (FCA) Incoterms® 2010 at Seller's facility, less the Customer's approval lead time and/or less lead time due to Customer's responsibility discrepancies.
- Training Items means training software, training documentation and courseware.
- Training means training need analysis, training courses, simulator sessions and on-the-job training.
- TSN, TSO, TSR, TBO mean respectively Time Since New, Time Since Overhaul, Time Since Repair and Time Between Overhaul.
- VAT means Value Added Tax.

## 2 - SUBJECT AND SCOPE

These general Standard Conditions of Sale apply to any sale of Products and/or Services sold by the Seller to its Customer(s), excluding brokerage or other distributor activities. The purchase of the Products and/or Services by a Customer is considered to be performed within the framework of its professional activities.

These general Standard Conditions of Sale are supplemented by the relevant Specific Annex(es) as quoted hereinafter, when applicable:

- for Helicopter sales:

- Sale of new Helicopters and associated services
- Sale of pre-owned Helicopters and associated services

- and for Products (other than Helicopters) and Services:

- Sale of Spare Parts
- R&O Services
- Technical publications, technical assistance, technical expert services, tool rental
- Training Services and Training Items
- Helicopter maintenance, repair, overhaul, inspection, upgrade and retrofit
- SaaS

## 3 - PURCHASE ORDER / QUOTATION

### 3.1 Sale of Helicopters and associated Services – Purchase Order

The Helicopter Contract shall be binding when signed by both the Seller and the Customer and shall come into force upon receipt by the Seller of the initial down-payment and subject to compliance to article 4.1.

## 3.2 Products and Services sold independently of a Helicopter sale – Order issuance, acceptance

Customer's Orders shall be confirmed by the Seller in writing. The Contract shall become binding upon receipt by the Customer of the Seller's Order Confirmation and shall come into force upon receipt by the Seller of the down payment when relevant (as mentioned under article 6.2) and subject to compliance to article 4.1. The delivery schedule shall become effective upon receipt of the down payment.

In case the Customer requires a Quotation from the Seller, the Contract shall become binding when the Seller receives the Customer's written approval of such Quotation issued without changes. Said Quotation duly signed by the Customer shall constitute the Order Confirmation when received by the Seller.

## 3.3 Purchase Order modifications

### 3.3.1 Modifications to Purchase Order by the Seller

Pursuant to new manufacturing or engineering requirements, obsolescence or new regulations, the Seller shall be entitled to carry out modifications without the consent of the Customer, as long as these modifications do not affect the specification and/or performance of the Product and/or Services, and/or delivery time. Should the requirements affect specification and/or performance of the Product and/or Services, related costs and/or delivery time, the Seller and the Customer shall agree on the contractual consequences. If the Parties fail to reach an agreement within one (1) month, the Seller shall be entitled to terminate the Contract under the conditions stated in article 14.2.

### 3.3.2 Modifications to Purchase Order modifications by the Customer

Any changes or configuration changes requested by the Customer require prior mutual written agreement of the Parties and may lead to an adjustment of the price and/or delivery time.

---

## 4 - EXPORT AND IMPORT LICENCES – AUTHORIZATIONS, CUSTOMS

The Customer hereby undertakes to comply at all times with all applicable laws and regulations in particular and not limited to national and international anti-corruption, anti-money laundering and export control laws and regulations (together "Regulatory Rules").

### 4.1 Representation from the Customer and Know your Customer policy

The Customer undertakes to provide truthful, accurate and complete information to the Seller such as may be required by the Seller from time to time to comply with its obligations pursuant to the Regulatory Rules, including but not limited to information on the Customer's corporate structure and shareholding, or source of financing of the Contract. The Contract will only come into force once the Seller has received from the Customer all required information and performed all necessary verifications pursuant to the Regulatory Rules and to the "Know your Customer" policy of the Seller.

During Contract execution, failure by the Customer to comply with the Regulatory Rules and /or failure to timely provide all necessary information and/or cooperate with the Seller shall entitle the Seller to terminate the Contract forthwith without any prior notice and liability whatsoever.

### 4.2 Export and Import licences - authorizations

All Products, including but not limited to item(s)/commodity(ies) (goods/hardware, software and technology(ies)) and/or Services may be subject to export laws and regulations as well as national, foreign and international regulations, and the Parties acknowledge that violations to such laws and regulations are prohibited.

The Seller will perform all necessary and appropriate procedures for requesting any official authorizations (such as export licences) needed for the performance of the

Contract. The Customer agrees to provide reasonable assistance or any documentation or certificate requested by the Seller to obtain the necessary authorizations and/or to ensure compliance with the applicable laws and regulations. The Seller shall not be held liable if the authorizations are not granted or are granted with delay or if an authorization that has been granted is revoked or not renewed. Such event shall be considered as a force majeure event as defined in article 13.1.

The Customer shall obtain in due time any import licence/authorization required in its country for the Products and/or Services covered in the Contract and shall provide in due time the Seller upon its request with an end-user certificate duly signed by an empowered representative or, when necessary, its national authorities. The Seller agrees to provide, upon Customer's written request, reasonable assistance and any documentation for obtaining the import licences and/or to ensure compliance with the applicable laws and regulations.

Export licences/authorizations are provided for a specific end-use/enduser and/or with specific provisions and/or conditions. The Customer undertakes to abide by the content of governmental licences/authorizations and to warrant and represent certificates signed in the context of application procedures. Any change in the end-use/ end-user of the corresponding Products and/or Services requires the prior authorization of the government that has issued the said export licences/authorizations. Therefore, prior to any transfer of control, possession, registration, title, ownership, etc. of Products and/or Services to any third party, the Customer shall notify the Seller thereof in order to allow the Seller to assess the necessary actions to be taken and the procedures to be applied. The Customer shall then follow the instructions given by the Seller.

The Parties also agree not to re-export any technical information or technology that may be exported under the Contract without first obtaining the other Party's approval and, when necessary, approval from the relevant Governmental authorities.

## 4.3 Customs

Irrespective of the applicable Incoterm, if Products are exported directly to a country outside the European Union, the Seller will provide appropriate export customs documentation to the Customer or its designated freight forwarder. The Customer guarantees correct closure of the related customs procedure in due time on leaving the European Union or the country of dispatch. In case of non-compliance, the Customer shall be liable for any additional costs and charges imposed on the Seller by the national tax administration.

If the Seller transports the Products by ferry-flight, the Customer will have to provide additional documentation to the Seller to prove exportation for VAT purposes. The Seller will inform the Customer of the required documentation in due time before the delivery date.

---

## 5 - PRICES

### 5.1 General

Prices are stated and payable in Euros.

Helicopter prices and the prices of other Products and Services sold together with Helicopters are according to the baseline Helicopter definition in force at the date of signature of the Contract and to the specific configuration and scope detailed in the Contract.

For Products and Services sold independently of Helicopters, all invoices for Products and Services will be at the prices stated in the relevant Seller's price list in force, or in the relevant Quotation. The Seller's price lists are subject to regular updates.

Prices relate to Products and Services delivered in accordance with the Incoterms mentioned in each Specific Annex of these SCS.

### 5.2 Duties and taxes, VAT

Prices are exclusive of taxes, duties and/or charges resulting from administrative and legislative regulations in force in any country other than the Seller's country and of any customs and duty charges, which shall be borne by the Customer.

Prices are exclusive of VAT or sale taxes or turnover taxes or other similar taxes. If applicable, such taxes will be charged in addition.

### 5.3 Additional costs/ Chargeable amounts

Prices, unless otherwise stipulated in the Contract, do not include any preparation,

packing and crating charges nor any modifications carried out at Customer's request before and after delivery, expenses incurred for the inspection of Products by third parties, expenses relating to freight forwarding, carriage by sea, air or land, ferry-flight, storage and insurance costs incurred after Customer's acceptance.

For all Orders below a minimum amount of two hundred (200) Euros, the Seller reserves the right to invoice a minimum amount of two hundred (200) Euros.

## 6 - PAYMENTS

### 6.1 General

The payment obligation will be considered fulfilled at the time the due amount is irrevocably credited in full to the Seller's bank account. The Customer shall make the payment by bank transfer (swift), which, on the Seller's request, may be secured by a stand-by letter of credit or a Documentary Credit.

Any down payments are non-refundable, as they are necessary to partially cover the production, procurement, financial, administrative and other costs. In the event of payment by Documentary Credit, the Customer shall at the time of the initial down payment and/or Purchase Order, open at its own expense, a Documentary Credit in favour of the Seller for the Contract price, reduced by the initial down-payment, if any. The Documentary Credit shall permit partial deliveries and shall be valid for the total specified period of delivery or performance plus three (3) months covering the time required for preparing the necessary documents and for performing the payment. Should the Documentary Credit expire before full delivery is completed, the Customer shall in due time extend, at its expense, the Documentary Credit without any need for action in this respect on the part of the Seller. The Documentary Credit shall be payable at sight in favour of the Seller as deliveries are made upon presentation of the following documents by the Seller to the bank:

- In case of Helicopter sale :
  - Commercial invoice in triplicate,
  - Statement of conformity or Certificate of Conformity for Helicopters and optional equipment installed therein,
  - Authorized release certificate (EASA Form 1) for packed optional equipment and Spare Parts and
  - Certificate of Conformity for miscellaneous parts and tools which are not subject to installation on Helicopter.
- In case of Products and Services sold independently of a Helicopter sale
  - Commercial invoice in duplicate, and
  - Any document specified by the Seller and mentioned under the Contract.

As well, the stand-by letter of credit shall be opened at Customer's expense and payable upon presentation by the Seller on first demand to the bank of the here-above described documents.

### 6.2 Payment terms

#### 6.2.1 Sale of Helicopters and associated Services

The Customer shall make the following payments:

- An initial down payment of thirty (30) per cent of the contractual amount no later than fifteen (15) calendar days after the signature of the Contract,
- An intermediate down payment of
  - Twenty (20) per cent of the contractual amount, six (6) months prior to delivery for H125, H130, H135 and H145 Helicopters, or
  - Thirty (30) per cent of the contractual amount, nine (9) months prior to delivery for AS365, H155, H175 and H225 Helicopters,
- The balance of the total contractual amount at the time of the acceptance of the Products and Services and prior to delivery.

In case of sale of pre-owned helicopter(s), the Customer shall make the following payments:

- An initial down payment of thirty (30) per cent of the contractual amount no later than fifteen (15) calendar days after the signature of the Contract,
- The balance of the total contractual amount at the time of the acceptance of the

Products and prior to delivery.

#### 6.2.2 Products and Services sold independently of a Helicopter sale

For any Order, the Customer shall make the following payments:

- Upon Contract signature, a thirty (30) per cent down payment of the total amount of the Contract shall be paid by the Customer no later than fifteen (15) calendar days following the date of invoice;
- Upon delivery of the Products / performance of the Services, the balance of the invoiced amount of the delivered Products or Items / performed Services shall be paid by the Customer no later than thirty (30) calendar days following the date of invoice.

Nevertheless, for Spare Part Orders not exceeding two hundred thousand (200,000) Euros and for R&O Service Orders not exceeding fifty thousand (50,000) Euros, full payment shall be made upon delivery no later than thirty (30) calendar days following the date of invoice.

Payment terms for Services such as, but not limited to, SaaS or Helicopter maintenance, repair, overhaul, upgrade, retrofit or inspection, are specific and defined in the relevant Specific Annex.

Without prejudice to article 6.3, should the Customer be in a situation of past due balance exceedance towards the Seller, the Seller is entitled, without prior notice, to

- alter the terms of payment and request cash in advance payment for any Order and/or
- postpone any Product delivery or Service performance ordered by the Customer to the Seller in any agreement without any liability whatsoever to the Seller; the Seller may charge the Customer for any additional costs and/or expenses incurred as a result of such postponement, such as but not limited to storage, maintenance, loss of training slot.

Unless otherwise agreed, no discount shall be granted by the Seller to the Customer in case of early payment.

### 6.3 Penalties for late payment

Payment shall under no circumstances be postponed or apportioned for any reason whatsoever. Consequently, in case of late payment, the Customer shall pay to the Seller interest on the unpaid amount at the rate calculated on the basis of ten (10) percentage points per annum computed on the basis of 365 days/year and the actual number of days elapsed since the due date until the actual date of payment without any need for a formal demand or any prior notice.

Without prejudice to the above, should the Customer fail to pay or in the event of a delay in payment, the Seller will be entitled to extend the schedule for an equivalent time period and/or suspend performance of the Contract and/or in all cases, definitively retain the amount of any payments already made by the Customer. The retention of any such payment shall not preclude the Seller from seeking compensation from the Customer for further damages and/or costs. In the event of a delay or failure by the Customer to pay for more than two (2) months, the Seller shall be entitled to terminate the Contract for default of the Customer under the conditions defined in article 14.2.

In addition, when French law is applicable as per article 15, the Customer shall also be liable to the Seller for a fixed amount of forty (40) Euros for cost recovery fees pursuant to French code of commerce article L. 441-6. If the actual costs incurred by the Seller in recovering unpaid sums exceed forty (40) Euros, the Seller shall be entitled to ask for additional compensation upon producing evidence of such actual costs.

## 7 - QUALITY ASSURANCE AND AIRWORTHINESS

### 7.1 General

Airbus Helicopters and Airbus Helicopters Deutschland GmbH hold

- a POA issued by EASA according to Part 21/G regulation,
- a maintenance organisation approval in compliance with the EASA Part 145 regulation, as issued by its respective national civil aviation authorities, and
- a training organisation approval in compliance with the EASA Part 147 for maintenance staff and helicopter Part FCL (Flight Crew Licensing) for aircrews as issued by its respective national civil aviation authorities.

The privileges of an approved production organization include the issuance of airworthiness documents.

The Seller holds a CAMO approval certificate issued by its national civil aviation authority in compliance with EASA Part M/ Subpart G.

The official recognition that Products and repaired / overhauled / standard exchange Items have satisfied the quality assurance procedures is certified by the issuance of the following documents:

For Helicopter(s) in baseline definition and installed optional equipment:

- A Statement of Conformity or Certificate of Conformity issued by the Seller's quality organization to certify compliance with the contractual specification,
- An Aircraft Statement of Conformity (EASA Form 52) for Helicopters sold to customers of EASA member states signed by the Seller's authorized certifying staff within the above mentioned POA. The EASA Form 52 allows the issuance by the national civil aviation authority of the certificate of airworthiness for the European countries members of EASA, or
- A certificate of airworthiness for export, for Helicopters sold outside the European Union, issued by EASA upon submission by the Seller of the above mentioned original Helicopter Statement of Conformity (EASA Form 52),
- For the concerned components/equipment, a hard copy of the logcard or a digital one at the Customer's choice,
- Upon request, a certificate of non-registration issued by the national civil aviation authority.

For optional equipment delivered packed, Spare Parts and repaired / overhauled / standard exchange Items:

- Upon request, a Certificate of Conformity or other equivalent document issued by the Seller's authorized certifying staff, for standard components,
- An authorized release certificate (EASA Form 1) for other certified components or non-standard Spare Parts issued on behalf of the national civil aviation authority by the Seller or the Seller's selected workshop,
- A logcard if applicable For new parts/items: a hard copy or a digital one at the Customer's choice,

For other parts/items: if the Customer is using the paper format, in the same format as provided by the Customer, the previous customer or previous user as applicable; if the Customer is using the digital format, a digital one,

- A dual or tri release if required through a bi/tri lateral agreement between authorities (e.g. Federal Aviation Regulation (FAR) 145 / Transport Canada Civil Aviation (TCCA) 145).

For miscellaneous parts and tools which are not subject to installation on the Helicopter (if applicable):

- A Certificate of Conformity issued by the Seller.

The Customer that has its civil helicopter registered in a country under EASA regulation is responsible of any task related to the management of the continuing airworthiness of the helicopter or shall transfer this obligation by signing a contract with a CAMO in order to ensure the proper accomplishment of the airworthiness management activities in accordance with the regulations in force (Part M/ Subpart G). Upon signature of the Contract with the Seller, the Customer shall indicate who will assume the responsibility of the CAMO.

## 7.2 Modifications after delivery

The Seller will notify the Customer of any modifications that the competent national airworthiness agency has decided to impose on Helicopters or Spare Parts of the same type. In the event of such modifications, the Seller shall make available to the Customer, within a reasonable time, at the latter's request and expense, the equipment kits required to incorporate such modifications to the Helicopter and Spare Parts previously delivered. For this purpose, the Customer shall receive at no additional cost the technical information bulletins relating to the type of Helicopter mentioned in the Contract for as long as at least one (1) Helicopter of the type remains in service with the Customer.

# 8 - ACCEPTANCE AND TRANSFER OF OWNERSHIP AND RISK

## 8.1 Helicopter acceptance activities

### 8.1.1 Helicopter acceptance activities by the Seller

Prior to Customer's acceptance activities for new Helicopters, the Seller shall perform production ground and flight tests on Helicopters. Flight tests will not exceed per Helicopter:

- Twenty (20) flight hours for H125, H130, H135 and H145 or,
- Thirty (30) flight hours for AS365, H155 and H175 or,
- Fifty (50) flight hours for H225.
- Equipment and components may be delivered with up to fifty (50) hours and/or the remaining time of equipment and components may be reasonably affected by the industrial cycle. Additional hours may be flown in the event that development and installation of specific equipment is requested by the Customer. The cost of such additional hours shall be borne by the Customer. Helicopter non conformities with certified definition, which have an impact on Helicopter operation and maintenance by the Customer, shall be submitted to the Customer for approval.

Upon satisfactory completion of the Seller's acceptance activities, a Certificate of Conformity will be issued by the Seller. As from the date of issuance of this document, the Helicopters shall be deemed ready for Customer's acceptance, referred to as the "Ready for Acceptance" date.

### 8.1.2 Helicopter acceptance activities by the Customer

Not later than (1) month prior to the date on which a Helicopter is to be Ready for Acceptance by the Customer, the Seller will provide the Customer with a procedure describing the acceptance process (organization, schedule, documents, etc) and document(s) defining the flight tests that could be performed by the Customer (hereinafter referred to as "Acceptance Test Document(s)"). The purpose of these tests is not to re-perform certification tests. These documents shall be valid for all Helicopters of the same type.

Within one (1) week after receipt of the Ready for Acceptance notice, the Customer shall send to the Seller the information required from the Customer's representatives in order to be admitted to the Seller's premises. The Customer's inspection team shall not exceed three (3) persons.

The acceptance activities by the Customer shall not exceed, per Helicopter:

- One (1) day for H125, H130, H135 and H145, or
- Two (2) days for AS365 and H155, or
- Three (3) days for H175 and H225.

The Customer shall bear its own expenses and costs related to the Customer acceptance activities including but not limited to travel and accommodation of its representatives during this process.

During the Customer's acceptance activities, it may perform acceptance flights, the combined time of which shall not exceed per Helicopter one (1) flight hour for H125, H130, H135 and H145 Helicopters and two (2) flight hours for AS365, H155, H175 and H225 Helicopters.

Acceptance flights will follow the format and procedures described in the Acceptance Test Document(s) provided by the Seller and shall be carried out under the responsibility of a Seller's pilot acting as pilot in command.

Unless a major deviation from the specification is found during the Customer's acceptance, the Customer shall accept the Helicopters as being in conformity with the contractual specifications. The acceptance shall be acknowledged by the Customer's signature of an acceptance certificate, designated as "Acceptance Protocol" and/or "Acceptance and Transfer of Ownership Protocol". If the acceptance certificate is not signed within the above acceptance time period, and without such absence of signature being duly justified in writing explaining the precise reason of the rejection and the contractual grounds thereof, or if the Customer does not attend the acceptance procedure, the acceptance shall be deemed to have been granted by the Customer.

## 8.2 Acceptance of the other Products than the Helicopters and Services

A Certificate of Conformity or equivalent document is issued by the Seller for Products other than the Helicopters. With regards to Products other than Helicopters, the Customer shall check and notify any defect and/or non-conformity with the Order and/or missing associated documentation in a documented registered letter:

- within twenty one (21) calendar days as from the date the Seller has notified that the Product is ready to be collected, or

- in case of Products delivered CIP or DAP, the time frames for acceptance are the following:

- forty eight (48) hours for AOG Orders,
- fifteen (15) calendar days after delivery for Training Items and/or technical publications

and claims against the carrier shall be made within three (3) working days as from the date of receipt of the Product. After expiry of said periods, the Customer's acceptance of the Products shall be deemed given unless the Customer's refusal is duly substantiated in writing and explaining the precise reason of the refusal and the contractual grounds thereof.

For the Services, except SaaS, a certificate of completion of Services or assignment sheet shall be issued once the Service has been performed. The Customer shall sign the form certifying that the Service has been provided in accordance with the Contract. Unless the Customer's refusal is duly substantiated in writing and explains the precise reason of the refusal and the contractual grounds thereof, the Service shall be deemed accepted five (5) working days after issuance of the certificate of completion of the Services or of the assignment sheet. SaaS, including any and all of their supporting elements and content, are provided on an "as is" and "as available" basis.

## 8.3 Collection of Products

After the transfer of ownership, the Customer shall collect the Helicopter within two (2) weeks in case of ferry flight or within one (1) month if it is to be dismantled or conditioned for sea, air or road transport. If the Customer has requested pilot's training following the acceptance of its Helicopter, said duration shall be extended by the time required to train its pilot(s) on its Helicopter.

The Customer shall collect any optional (i.e. not installed on Helicopter) packed equipment, Spare Parts, R&O Items and/or tools:

- within four (4) weeks for Products sold together with Helicopters
- within fifteen (15) calendar days otherwise following the notification by the Seller to the Customer of its availability.

If the Customer fails to pick up its Products within the above mentioned periods of time:

- The Customer shall reimburse the Seller any expenses incurred by the Seller such as maintenance, storage, insurance, taxes and associated penalties if any, levies, etc. The foregoing does not constitute any obligation for the Seller to maintain, store or insure the Products beyond the date the Products should have been collected.

- The Seller may terminate the Contract as per article 14.2 and shall not be liable for any loss or damages incurred by the Customer as a consequence of such termination.

In the event that the Products are delivered in consigned containers, the Customer shall return said containers at its expense within fifteen (15) calendar days after they are made available to the Customer by the freight forwarder. After the expiry of this period, the Seller shall be entitled to invoice the container at its current price.

## 8.4 Transfer of ownership and risk

### 8.4.1 Helicopters

Transfer of ownership of the Product shall be subject to the prior fulfilment by the Customer of its obligations, in particular full payment of the balance of the Contract and interest, if any. Upon signature of the "Acceptance Protocol" or the "Acceptance and Transfer of Ownership Protocol" by the Seller and the Customer and upon full payment of the Contract price, the ownership of the Products is transferred from the Seller to the Customer. The Seller shall also immediately issue the bill of sale.

All risks relating to the loss of or damage to the Products shall pass to the Customer upon transfer of ownership following delivery, as per the Incoterms specified in the Specific Annex applying to the sale of new Helicopters and associated Services.

Until the transfer of risks to the Customer, the Seller shall maintain an insurance coverage whose the scope, the limits of cover and the duration are as wide as what is usually practiced in the aviation industry for the activities to be performed by the Seller.

From the transfer of ownership to the Customer,

- the Customer shall effect and maintain, at its own cost, an appropriate insurance coverage, including but not limited to a hull all risk and hull war risk insurance coverage;
- with respect to the Customer's hull all risk and hull war risk insurance coverage, the Customer shall cause the insurers of the Customer's hull insurance policies to waive all rights of subrogation against the Seller, its assignees and its directors, officers, agents and employees.

From the transfer of risks, the Customer shall bear all risks related to the Helicopter

and waive the right of any recourse of any nature whatsoever against the Seller, its assignees and its directors, officers, agents and employees to this respect.

In case of collection of the Product by the Customer as per article 8.3, the Seller shall remain liable for any damage to the Products due to the Seller's negligence, gross negligence or wilful misconduct until the collection of the Product provided that the collection is made in the timeframe defined in the two first paragraphs of article 8.3.

At Customer's request and costs, and according to the terms of the Contract, the Seller will dismantle and package the Helicopter for transportation after the transfer of ownership.

### 8.4.2 Products other than Helicopters

The transfer of ownership of any Products other than Helicopters shall take place:

- at the Seller's facility, at the time of their collection by the forwarding agent appointed by the Customer, or

- in case of Products delivered CIP or DAP, at the mentioned delivery place, and shall be subject to the prior performance by the Customer of its obligations in particular the full payment of the delivered Products and interest, if any.

As a result, should the Customer fail to pay according to the contractual payment terms, the Seller reserves the right to terminate the Contract through notification sent by registered letter and, if the Products are already delivered, to demand that said Products be returned.

If the laws of the country where the Products are delivered do not allow the Seller to regain ownership, the Seller shall be entitled to benefit from any other rights that such laws may confer. The Customer shall implement all measures necessary to protect the Seller's aforementioned rights. In all cases, this will not prevent the Seller from claiming any damages.

Risk of loss or damage to the Products is transferred to the Customer at the time of delivery of the Products by the Seller as determined by the agreed Incoterms® 2010.

## 8.5 Adherence to the delivery date

Adherence to the delivery date is conditioned upon the Customer fulfilling all of its contractual obligations.

## 9 - WARRANTY

### 9.1 General

The Seller warrants that the Products and Services provided, except the turbine engine(s), specific equipment with a STC mentioned in the Contract (if any) and MEGHAS avionics equipment, are free from defects in material and workmanship under normal use and service and that software identified in the applicable Helicopter specification substantially provides the functions set forth in the said specification or in the applicable SB.

The turbine engine(s) as well as the MEGHAS avionics equipment installed in the Helicopter and STCs equipment identified in the Purchase Order are covered by the warranty granted by the manufacturers of these items (Safran Helicopter Engines, Pratt & Whitney and Thales and the STC holder), the benefits of which the Seller hereby assigns on to the Customer who hereby acknowledges and accepts such assignment.

As soon as possible but no later than fifteen (15) calendar days after the discovery of a defect, the Customer shall furnish to the Seller, by using a warranty claim form provided by the Seller, the full details of its claim and the basis thereof. As soon as it receives the said form, the Seller will forward to the Customer a warranty claim acknowledgment and a RMA form. Within fifteen (15) calendar days following the receipt of such documents the Customer shall return the allegedly defective Parts to the Seller. If the Customer fails to return the allegedly defective Parts in due time, the Seller reserves the right to invoice the replacement Parts which have been ordered or produced for the Customer at the price stated in the relevant Seller's price list in force, or in the relevant Quotation.

The Seller will compensate reasonable transportation costs outbound from the Customer premises to the Seller's premises for the repairable Parts for which the benefit of the warranty has been granted by the Seller. The Customer shall send the invoice to the

Seller by the end of each quarter and in any case not later than three (3) months after the acceptance by the Seller of the warranty claim. Corresponding credit notification will be issued on a quarterly basis by the Seller and shall be applicable to Spare Parts and/or R&O invoice(s). Insurance, customs expenses and other charges as well as the expenses incurred by the Customer for the removal, re-installation, calibration and troubleshooting operations with respect to such Parts shall be borne by the Customer.

However, during the first year of the warranty of a new civil Helicopter (except H215 one), for each valid warranty claim, the Seller will compensate in kind the Customer for reasonable labour charges related to warranty issues on the basis of removal and re-installation of the concerned Part(s) (troubleshooting excluded). These labour charges flat rates in force are defined by the Seller per category and are available to the Customer on request. Such compensation shall be cumulated on a monthly basis under the form of a credit which shall be valid for one (1) year and shall be used by the Customers for paying ordered Spare Parts. If applicable, the Customer hereby authorizes the Seller to grant the credit to the company who manages and performs the warranty claim on its behalf for the final benefit of the said Customer.

Said credit(s) shall not apply in case of Customer's default, such as, but not limited to, late payment and payment failure. For Parts for which the benefit of the warranty has been granted by the Seller, the return transportation costs to the Customer premises shall be borne by the Seller.

The warranty exclusions are as follows:

- Parts and any associated costs incurred for scheduled maintenance, or
- if the Customer has failed to notify the Seller of its warranty claim within two (2) weeks from the failure occurrence date, or
- if the supply and/or any part thereof is stored, freighted, operated, maintained, installed, repaired or overhauled otherwise than in accordance with the manuals, documentation and instructions delivered by the Seller, or
- in the event that maintenance activities have not been properly entered in the appropriate logbook (or in case of failure to produce the logbook to the Seller if so requested), or
- if the defective Product or any part thereof has been repaired or altered otherwise than as instructed by the Seller or its subcontractors/suppliers, or
- if the Product or any part thereof has suffered an accident, or
- in the event of a defect that is the result of normal wear and tear, or
- if the Product has not been delivered by the Seller, or
- if such Product or any part thereof is not properly stored and protected in accordance with instructions delivered by the Seller, or
- if the defect is partly or wholly caused by a defective item not provided by the Seller, or
- if the software or the host media is exposed to any computer virus or to any conditions in excess of those published in the applicable manuals, documentation and instructions delivered by the Seller, as well as any alteration and/or modification not validated by the Seller, having an impact on the software, or
- normal wear and tear of item(s) such as, but not limited to, seals, tires, inner tubes, bulbs, packings and similar consumables parts. The warranty is granted to the Customer personally.

As a consequence, should the Customer sell a Helicopter during the warranty period, it undertakes to notify the Seller of the new owner's name at the time of the transfer of title. Notwithstanding, any request for warranty transfer to any third party within the six (6) months following the Helicopter's delivery is subject to the prior written consent of the Seller. Should the Customer want the warranty to be managed by a third party, it shall then provide the Seller with a power of attorney authorizing the said third party to act on its behalf. The warranty constitutes the Seller's sole liability in case of breach of the warranty obligation, and is exclusive and in lieu of any other warranty or remedy available under the Contract or at law.

## 9.2 Warranty period

The Seller's obligation under the warranty is limited to the repair - or replacement at

the Seller's discretion - of the allegedly defective Products or Services that have been returned to its facility and, at the time of any repair or replacement have been recognized by the Seller after expert investigation as defective. To be eligible under this warranty, the alleged failure must have occurred within the time-limits mentioned here-after:

- For new civil Helicopter(s) (except H215 one) in baseline definition and installed optional equipment:
  - Within two thousand (2,000) flying hours or thirty six (36) months after their acceptance at the Seller's factory, whichever event occurs first.
- For Spare Part(s) and SB kit(s):
  - Within one thousand (1,000) flying hours or twelve (12) months from the time they are fitted to the Helicopters or twenty four (24) months after their delivery from the Seller's factory, whichever event occurs first.
- For tool(s):
  - Within twenty four (24) months after their delivery from the Seller's factory.
- For Training Item(s):
  - Within the twelve (12) months after their delivery from the Seller's factory.
- For repaired, overhauled and standard exchange Items, and used Part(s):
  - Within five hundred (500) flying hours or six (6) months from the time they are fitted to the Helicopters or twelve (12) months after their delivery from the Seller's site, whichever event occurs first. For repaired Item, the warranty is limited to the repair done and/or the Parts replaced.
- For tools repaired, overhauled or returned for calibration:
  - Within twelve (12) months after their delivery from the Seller's site.
- For workmanship:
  - Within five hundred (500) flying hours or six (6) months from the signature date of the acceptance certificate by both Parties, whichever event occurs first.
- Warranty periods in case of sale of pre-owned Helicopter(s) are defined in the relevant Specific Annex.

Software identified in the applicable Helicopter specification shall only be considered as non-conforming, if there are substantial deviations of the functions supported by software from the Helicopter specifications. The Seller will, at its sole discretion, remedy such non-conforming software for the considered Helicopter by providing a correction release of the software or by finding a reasonable workaround. The Customer shall supply the Seller with all necessary information and documentation in its possession, to enable the Seller to investigate and rectify such non-conforming software. The Seller warrants the software identified in the applicable Helicopter specification provided that the alleged warranty is notified by the Customer to the Seller within one hundred and eighty (180) calendar days from the date of delivery of the Helicopter to the Customer.

The warranty conditions for software embedded in the delivered Spare Parts or in the delivered repaired/overhauled/ standard exchange Item shall be the ones applicable to the software delivered with the Helicopter, as mentioned in the previous paragraph.

Any SaaS, including any and all of their supporting elements and content, are provided "as is" and "as available". The warranty period on the repaired or replaced part(s) shall be the warranty period that was remaining on the respective defective part. The part(s) removed for which the Seller supplies a replacement part(s) shall become the property of the Seller.

## 9-3 German legal warranty

For Contracts governed by German law, the German legal warranty (Sachmängelhaftung) supersedes the standard warranty conditions described here above for the first twelve (12) months. During this period, and provided that the German legal warranty is applicable, the Seller may elect to repair or replace the defective Products.

---

## 10 - CONFIDENTIALITY

During the performance of the Contract, the proprietary information of the Parties shall be protected as follows: the term "Proprietary Information" shall mean any information or data in whatever form (either in writing or orally, subject to the conditions set forth hereinafter, and including but not limited to any written or printed documents, samples,

models or any means of disclosing such Proprietary Information that the disclosing Party may elect to use during the life of the Contract), disclosed by either Party to the other and which is designated as proprietary to the disclosing Party by an appropriate stamp, legend or any other notice in writing, or when disclosed orally, has been identified as proprietary at the time of disclosure and has been promptly (thirty (30) calendar days at the latest) confirmed and designated in writing as Proprietary Information of the disclosing Party.

The receiving Party hereby covenants that, from the effective date of the Contract, the Proprietary Information received from the disclosing Party shall:

- a) be protected and kept in strict confidence by the receiving Party, which must use the same degree of precaution and safeguards as it uses to protect its own Proprietary Information of like importance, but in no case any less than reasonable care; and
- b) be only disclosed to and used by those persons within the receiving Party's organization who have a need to know and solely for the purpose specified in the Contract; and
- c) not be used, in whole or in part, for any purpose other than the purpose of the Contract without the prior written consent of the disclosing Party; and
- d) neither be disclosed nor caused to be disclosed, whether directly or indirectly to any third party or persons other than those mentioned in subparagraph b) above; and
- e) neither be copied nor otherwise reproduced nor duplicated, in whole or in part, where such copying, reproduction or duplication has not been specifically authorized in writing by the disclosing Party.

Any Proprietary Information and copies thereof disclosed by either Party to the other shall, subject to any third party rights, remain the property of the disclosing Party and shall be immediately returned by the receiving Party upon request.

## 11 - INTELLECTUAL PROPERTY

The Seller retains all rights in respect of developments, inventions, know-how, production procedures and any intellectual property rights relating to the Products and/or Services.

Nothing in the SCS shall be construed as a legal transfer of or licence to (other than specified hereafter), any patent, utility or design model, copyright, trademark, know-how or other intellectual property right. Copying and/or reproducing and/or communication and/or transmission to a third party of Seller's Products or Services or technical information or publications or training manuals, either wholly or partially, without the Seller's written express approval is strictly forbidden (except for the copying by the Customer of technical documentation provided by the Seller exclusively for the purposes of operation and maintenance of the Helicopters by the Customer).

The Seller grants the Customer a non-exclusive, non-transferable licence to use

- a SaaS for the purposes of operating and/or maintaining helicopters and/or
- the executable form of the software on the related Product, for the purposes of operating the Helicopters.

This licence does not entitle the Customer to receive free of charge updates of such software. The Customer shall not decompile, disassemble, modify, reverse assemble, reverse engineer or reduce to human readable form, the software and/or any SaaS except to the extent the foregoing restriction is, by operation of applicable law, prohibited or of no effect.

## 12 - LIABILITY

Notwithstanding any provision to the contrary in the Contract or elsewhere, the total and cumulated liability of the Seller under the Contract, due to any and all causes whatsoever, whether based on breach of contract or in tort or otherwise, shall in no event exceed in aggregate an amount equivalent to ten per cent (10%) of the total net Contract price.

The above limitation shall not apply in the event of gross negligence, wilful misconduct, death or bodily injury. Each Party shall be responsible for death or bodily injury arising to its own personnel, whatever the cause. The Parties therefore waive the right to any claim against the other in this respect, except if such death or bodily injury is caused by the gross negligence or wilful misconduct of the other Party.

In no event shall the Parties be liable for any indirect, consequential, incidental, special or punitive damages of any kind, including, but not limited to, damages for any loss of use or profit, loss of assets, loss resulting from business disruption, loss of goodwill or loss of contractual opportunity by the other Party.

To the extent permitted at law, the Seller's obligations and liabilities and the Customer's

rights and remedies as set forth in the Contract are exclusive and are in replacement of any and all other remedies under law or otherwise.

## 13 - FORCE MAJEURE AND EXCUSABLE DELAY

### 13.1 Force majeure

The Seller shall not be held responsible for failure to perform or delay in performing any of the contractual obligations of the Contract if such failure or delay is due to, but not limited to:

- acts of God, war, insurrection, epidemics, sabotage, labour disputes, strikes, lock-outs, shortages of labour, interruption or delays in transportation, fire, explosion, equipment or machinery breakdown, failure or delays of the Seller's sources of supply, shortage in material or energy, or
- acts, orders or priorities resulting from any government action, national or international authorities, or
- acts caused by any supplier or subcontractor of the Seller (or lower level subcontractor or supplier), or
- a bankruptcy or insolvency event concerning any supplier or subcontractor (or lower level subcontractor or supplier), or
- any other case beyond the reasonable control of the Seller.

For the avoidance of doubt, the delay or absence of payment by the Customer cannot be considered by it as a case of force majeure. In case of force majeure, the contractual delivery date shall be extended by such period of time reasonably required to remove and/or overcome the event of force majeure and its effects.

### 13.2 Excusable delay

Any postponement of the contractual dates due to the following causes shall not constitute a delay:

- a) BFE/CFE not delivered according to the schedule stated in the Contract or found defective and which consequently requires to be replaced by the Customer or,
- b) Changes or additions to the Contract requested by the Customer or,
- c) Any failure or omission by the Customer to perform its obligations set forth in the Contract.

Any additional costs incurred by the Seller as a result of the occurrence of one of the above events shall be invoiced by the Seller and paid by the Customer over and above the Contract Price.

## 14 - TERMINATION

### 14.1 Extraordinary termination

Each Party may immediately terminate or reduce the scope of the Contract by notice in writing to the other Party if:

- A petition is filed, a notice is given, a resolution or a court order is passed in connection with the winding up of the other Party, or
- The other Party becomes bankrupt or insolvent.

### 14.2 Termination for default

A Party may terminate all or part of the Contract for default of the other Party in the event that the other Party persistently fails to perform its obligations and despite the non-defaulting Party having notified by acknowledgment of receipt the defaulting Party to take adequate corrective measures and provided no such measures have been proven to have been taken within a period of two (2) months, following the above notice. The termination shall occur without any specific formality other than the above notice.

In the case of termination for default, the following shall apply:

- In case of default of the Customer:

a) the Customer shall reimburse the Seller for all costs (including but not limited to raw materials, labour, overhead, storage and financial fees) incurred by the Seller or which the Seller could not avoid incurring (including termination indemnities, if any, under the contracts between the Seller and its subcontractors or suppliers or under the second level contracts or subcontracts),

b) the Customer shall pay to the Seller a termination indemnity equal to ten per cent (10%) of the contractual price as well as an indemnity equal to the damages sustained by the Seller,

c) the Customer shall indemnify the Seller in case other remedies are available by the Customer under the Contract, than those mentioned under paragraphs a) to b) above, and

d) the Seller shall be entitled to retain any payments already made by the Customer, until an agreement is found on the above or the dispute resolution has been implemented and a decision has been taken in consequence.

- In case of default of the Seller:

a) the Seller shall be entitled to deliver the remaining non-faulty Products and render the remaining non-faulty Services, and shall be paid the corresponding price thereof,

b) the Seller shall return to the Customer all the BFE/CFE remaining in its premises, once the Products are delivered and/or the Services are rendered,

c) the Seller shall refund the Customer, the amount of the down payment which refers to the unfulfilled part of the Contract, and

d) the Customer shall possibly apply the liquidated damages, if any.

## 14.3 Termination for force majeure

13.1 which lasts more than six (6) consecutive months, the Parties shall meet in order to determine under which conditions they wish to pursue the Contract or if they do not reach an agreement within a one (1) month period, either Party shall be entitled to terminate the Contract, without being entitled to claim for any damages or compensation in any form whatsoever from the other.

## 15 - APPLICABLE LAW AND DISPUTE RESOLUTION

The Contract shall be governed by German law for the sale of Products and/or Services by Airbus Helicopters Deutschland GmbH and by French law for the sale of Products and/or Services by Airbus Helicopters. Irrespective of the applicable law, the United Nations Convention for the international sale of goods is excluded.

The Parties shall attempt to amicably settle any dispute, controversy or claim arising out of or in connection with the Contract. If two (2) months after the occurrence of such dispute, controversy or claim, the Parties have failed to reach an agreement, then the dispute, controversy or claim, depending on the contractual aggregate amount shall be settled as follows:

- A dispute will be finally settled under the rules of arbitration of the International Chamber of Commerce (ICC) by three (3) arbitrators appointed in accordance with the said rules.

- In the specific case of a dispute of which the aggregate amount does not exceed ten million (10 000 000) Euros, the Parties agree to opt for a fast track arbitration process in accordance with the ICC rules.

The place of arbitration shall be Geneva (Switzerland) and the language of the arbitration shall be English.

However, in all cases, should the Seller elect to choose a local court jurisdiction due to arbitration not being adapted to the specific nature of the dispute, in particular the need for immediate injunctive relief or to recover sums due, then such local court will be competent to settle the dispute. The Parties hereby consent and agree to be subject to the jurisdiction of the aforesaid courts and/or arbitration and, to the greatest extent permitted by the applicable law, the Parties hereby waive any right to seek to avoid the jurisdiction of the above courts on the basis of the doctrine of forum non conveniens.

Unless otherwise agreed by both Parties, the fact that any dispute has been referred to arbitration pursuant to this article shall not relieve either Party from any of its obligations

as set out in the Contract.

## 16 - DATA EXCHANGE

### 16.1 General

In order to improve the Products, their reliability and availability and the Customer services, the Seller has set up a data exchange process based on maintenance and operational data coming from the Customer's helicopters in service. The Data will notably consist of:

- Helicopter data generated by on-board recording systems,
- information system data, such as maintenance, operation, logistics and airworthiness data and
- data loaded to, transmitted by and/or stored as well as data generated by the SaaS as a result of the use of the SaaS.

For these purposes, the Customer, or its designated entity for operations and/or maintenance, hereby authorizes the Seller on a free and non-exclusively basis:

- to collect such Data.
- to use the Data to create processed data (Data which is reconciliated, enriched, qualified and selected by the Seller)
  - for the Seller's and its Customer Centers' use,
  - for the use of the engine manufacturer and the Seller's main suppliers bound by confidentiality obligations,
  - for the Customer's use subject to a specific agreement,

Such use of the processed Data shall be for the purpose of, but not limited to, current business activities such as trend monitoring, benchmarking, data mining, performance calculation, statistical or predictive analysis, data aggregation, report issuance, studies, summaries, analyses, reports or oral discussions thereof.

The processed Data are de-identified and anonymized, not enabling to identify the Customer and/or its designated entity.

As applicable, the Customer shall cause its designated entity for operations and/or maintenance to abide by the provisions of this article 16.

### 16.2 Data confidentiality and intellectual property

The Parties agree that any and all Data disclosed by the Customer or its designated entity to the Seller shall be deemed confidential. Nevertheless, after achievement of the de-identification process, the outcome of analysis, studies, statistics, results performed by the Seller and based on such Data shall not be deemed confidential anymore, therefore the Seller shall be entitled to use it in the conditions defined in the foregoing paragraph.

The Seller owns all foreground intellectual property based on such Data exchange notably with regards to the processed Data, the result of any and all analysis, studies or statistics performed by the Seller.

Notwithstanding the confidentiality obligations here above, the Seller may disclose the Data

- to the Seller's officers, employees, professional advisers, insurers, agents, subcontractors and suppliers who have a need to access the Data for the performance of their work with respect to the permitted purpose and who are bound by a written agreement or professional obligation to protect the confidentiality of the Data.

- to any governmental agency or judge legally authorized to have access to the Data.

### 16.3 Data related liability

Notwithstanding anything to the contrary in the Contract, the Seller or its Customer Centers shall not be liable toward the Customer or its designated entity in the frame of the analysis of the Data and/or in connection with the Customer's helicopter maintenance, repair and flight operations as a result of the disclosure of confidential information by the Customer or its designated entity to the Seller or its Customer Centers or as the result of any exchange or analysis of information collected through the process.

---

## 17 - MISCELLANEOUS

These SCS along with the applicable Specific Annex(es) and Purchase Order (or Order) constitute the entire agreement between the Seller and the Customer. They supersede all previous communications and/or agreements either oral or written, between the Seller and the Customer with respect to the Products or Services.

In the event that one (1) or more of the articles provided for in these SCS is deemed invalid or unenforceable, the remaining provisions shall remain entirely valid and applicable.

English shall be the language of the Contract. Both Parties shall use English as the language to exchange, issue and deliver information, documentation and notices, and any related documents excluding those documents which might be produced by a governmental institution in the local language.

In the Contract, unless the contrary intention appears:

- headings are for the purpose of convenient reference only and do not form part of the Contract;

- where the last day of any period prescribed for the doing of an action falls on a day which is not a working day in the country of the applicable law, the action shall be done no later than the end of the next working day.

In case of any contradictions and discrepancies between the parts of the Contract, precedence shall be given in the following decreasing order:

- 1) Purchase Order, Order or Order Confirmation (as applicable)
- 2) Present SCS
- 3) Specific Annex(es)
- 4) Other Annexes and/or appendices in their order of appearance.

The provisions of the confidentiality, intellectual property, liability, applicable law and dispute resolution articles of the Contract shall survive and continue to have effect after the termination or expiry for any reason whatsoever of the Contract, and for a period of thirty (30) years thereafter.

No term or provision hereof will be considered waived by either Party, and no breach excused by either Party, unless such waiver or consent is in writing and signed by the Party against whom the waiver is asserted. No consent by either Party to, or waiver of, a breach by either Party, whether express or implied, will constitute a consent to, waiver of, or excuse of any other, different or subsequent breach by either Party.

The relationship between the Seller and the Customer is solely that of purchaser and seller. No joint venture or partnership is intended nor will any be construed from the Contract. Neither Party will have the authority to enter into contracts on behalf of or bind the other in any respect.

The Customer shall not be entitled, without the prior written consent of the Seller, to assign or transfer to a third party all or part of the rights and obligations under the Contract..

# STANDARD CONDITIONS OF SALE SPECIFIC ANNEX APPLYING TO THE SALE OF SPARE PARTS

## B1 - GENERAL

This Specific Annex is applicable to sale of Spare Parts, including tools, SB kits and STCs performed by the Seller to any Customer in order to maintain and/or operate Helicopters.

## B2 - DELIVERY AND INCOTERMS

Unless the Contract stipulates another Incoterm, Spare Parts shall be delivered packed Free Carrier (FCA) Incoterms® 2010 at the Seller's site or logistic platform as specified in the Purchase Order.

In case of unavailability of the Spare Parts or of raw material, the Seller shall be entitled to make partial deliveries.

## B3 - AOG PURCHASE ORDERS SPECIFICITIES

### B3-1 Planned Purchase Orders

Purchase Orders of Spare Parts shall be considered as planned Purchased Orders if the requested delivery date is above two (2) weeks from the date of receipt by the Seller of a valid Customer's Order (Order Date), under FCA Incoterms® 2010 defined in Article B2. In case of complete or partial modification of the Order, the date of receipt shall be updated accordingly.

For each Order line of any planned and confirmed Purchased Orders, the Seller shall commit on delivery performance, except for critical part(s) as mentioned in the Order Confirmation. In case of late delivery, the Seller will grant to the Customer a credit under the conditions defined hereafter:

- If the Spare Part(s) ordered is(are) "on collection" as identified in the Seller's price list in force and is(are) delivered by the Seller after the delivery date requested by the Customer, the credit per delayed Spare Part shall depend on the timeframe between the requested delivery date and the Order Date, under FCA Incoterms® 2010 defined in Article B2, as follows:

- Timeframe of fifteen (15) calendar days up to thirty (30) calendar days: eight (8) per cent of the invoiced value of the Spare Part; the total credit per Order's line shall not exceed four thousand (4 000) euros;
- Timeframe of thirty one (31) calendar days up to sixty (60) calendar days: twelve (12) per cent of the invoiced value of the Spare Part; the total credit per Order's line shall not exceed six thousand (6 000) euros;
- Timeframe of more than sixty one (61) calendar days: sixteen (16) per cent of the invoiced value of the Spare Part; the total credit per Order's line shall not exceed eight thousand (8 000) euros.

If the Spare Part(s) ordered is(are) "on demand" as identified in the Seller's price list in force, the Seller shall propose a delivery date and commit on it in the Order Confirmation. If the Seller delivers the Spare Part(s) on demand after the said committed delivery date, the credit per delayed Spare Part shall equal to sixteen (16) per cent of the invoiced value of the Spare part; the total credit per Order's line shall not exceed eight thousand (8 000) euros.

- The credit shall not apply in case of an event disrupting the logistic flow for reasons not attributable to the Seller.

- The eligible credits shall be cumulated from 1st of January to 31st December of year n and the related total amount will be then granted under the form of a credit which shall be valid from 1st of April until 31st December of year n+1 and shall be used by the Customers for paying ordered Spare Parts. Said credit shall not apply in case of Customer's default, such as, but not limited to, late payment and payment default.

If the Contract stipulates another Incoterm than FCA Incoterms® 2010, the conditions for allocating the credit are subject to adjustments and shall be agreed between the Parties.

### B3-2 Rush Purchase Orders

The Rush Purchase Order is an Order with a requested delivery time below two (2) weeks from the date of its receipt by the Seller, the Customer not being in AOG situation.

### B3-3 AOG Purchase Orders

To guarantee an efficient service to the Customer and respond quickly to any situation where the Customer's Helicopter is AOG, the Seller provides a twenty four (24) hours a day/seven (7) days a week AOG service. The AOG service is available for Orders of Spare Parts which are essential to put a Helicopter back into service or to enable it to perform its mission.

Any Spare Parts listed in the Seller's illustrated Parts catalog can be ordered by the Customer via AOG service, except main assemblies, raw materials, ingredients and hazardous materials. The AOG service is provided to the Customer at the price stated in the relevant Seller's price list in force or in the relevant Quotation plus a surcharge fee of three hundred (300) euros (excluding transportation) charged per confirmed AOG Order. A flat rate for transportation cost will be added to the price of Spare Parts.

The Customer shall also mention in writing regarding any AOG Order placed to the Seller, the following information:

- Part number/ nomenclature
- Failure description and reason of removal
- Quantity required for the specific AOG
- Ship to address

The Seller, by sending an Order Confirmation, shall confirm in writing to the Customer the price and the delivery time within twelve (12) hours after receipt of the Customer's Order.

The Spare Parts already available in the Seller's inventory upon receiving the Order from the Customer will be delivered packed Carriage Insurance Paid (CIP) Incoterms® 2010 to the nearest international airport to the Customer and within seventy two (72) hours after receipt by the Seller of the Customer's Order, depending on the delivery location.

The Customer may order in AOG the concerned Spare Parts in accordance with the quantity fitted on the Helicopter. If several line items are ordered, the Seller has the right to make partial deliveries, depending on the availability of the Spare Parts.

The Customer shall check the Spare Parts provided in AOG conditions, notify any recognisable defects in a documented registered letter within forty eight (48) hours as from the date the Spare Parts have been received by the Customer and place them at Seller's disposal.

## B4 - SB kit and STC

Unless otherwise specified, the kits originated from SB or STC modification are defined on the basis of the "as-delivered" configuration (i.e. the configuration of the Helicopter at the time of transfer of title from the Seller to the original customer). It is the responsibility of the Customer to make sure that the actual configuration of the Helicopter corresponds to the pre-mod configuration of the relevant SB or STC installation instruction. Any deviation of the actual configuration that requires the amendment of the SB or the STC installation instruction shall be charged to the Customer on a time and material basis.

Unless otherwise specified, the STC is sold to the Customer with the certification(s) as listed in the catalog and specified in the offer. It is the responsibility of the Customer to make sure that such certification(s) are acceptable to its competent airworthiness authority before the installation of the kit. The Seller will provide all reasonable support to the Customer for the additional certification or validation of the existing certification(s) at the latter's sole expense on a time and material basis.

The STC holder of the Product shall retain full responsibility for the type design definition its own Product (configuration, definition, necessary changes and continuing airworthiness). The Seller does not warrant the compatibility of the STC with future mandatory or non-mandatory modifications.



# Contacts

For more information, please contact:

[marketing-services.helicopters@airbus.com](mailto:marketing-services.helicopters@airbus.com)

Quotations and sales

[support.trading.ah@airbus.com](mailto:support.trading.ah@airbus.com)

# AIRBUS

## Airbus

Aéroport International Marseille Provence

13725 Marignane Cedex - France

©Airbus 2019 - All rights reserved. Airbus, its logo and product names are registered trademarks.

Airbus Helicopters reserves the right to make configuration and data changes at any time without notice. The facts and figures contained in this document and expressed in good faith do not constitute any offer or contract with Airbus Helicopters.

Concept design by Kaiman  
Photos by DR - © Airbus Helicopters

Printed in France

Printed on PEFC certified paper originating from sustainable forests.

Tools & Ground Support Equipment 2019