

AIRBUS

HELICOPTERS
Service

Tools & Ground Support Equipment Super Puma family

January 2021



© photo Anthony PECCHI

AIRBUS

Introduction

Dear Customers,

With the aim of continuously improving its services, Airbus Helicopters is pleased to present you its new Tools & Ground Support Equipment commercial catalog.

This catalog intends to illustrate the suite of specific Tools and Ground Support Equipment for O and I maintenance levels and the associated services that Airbus Helicopters offers to support your fleet operations. To facilitate its use, this document has been customized per Helicopter family.

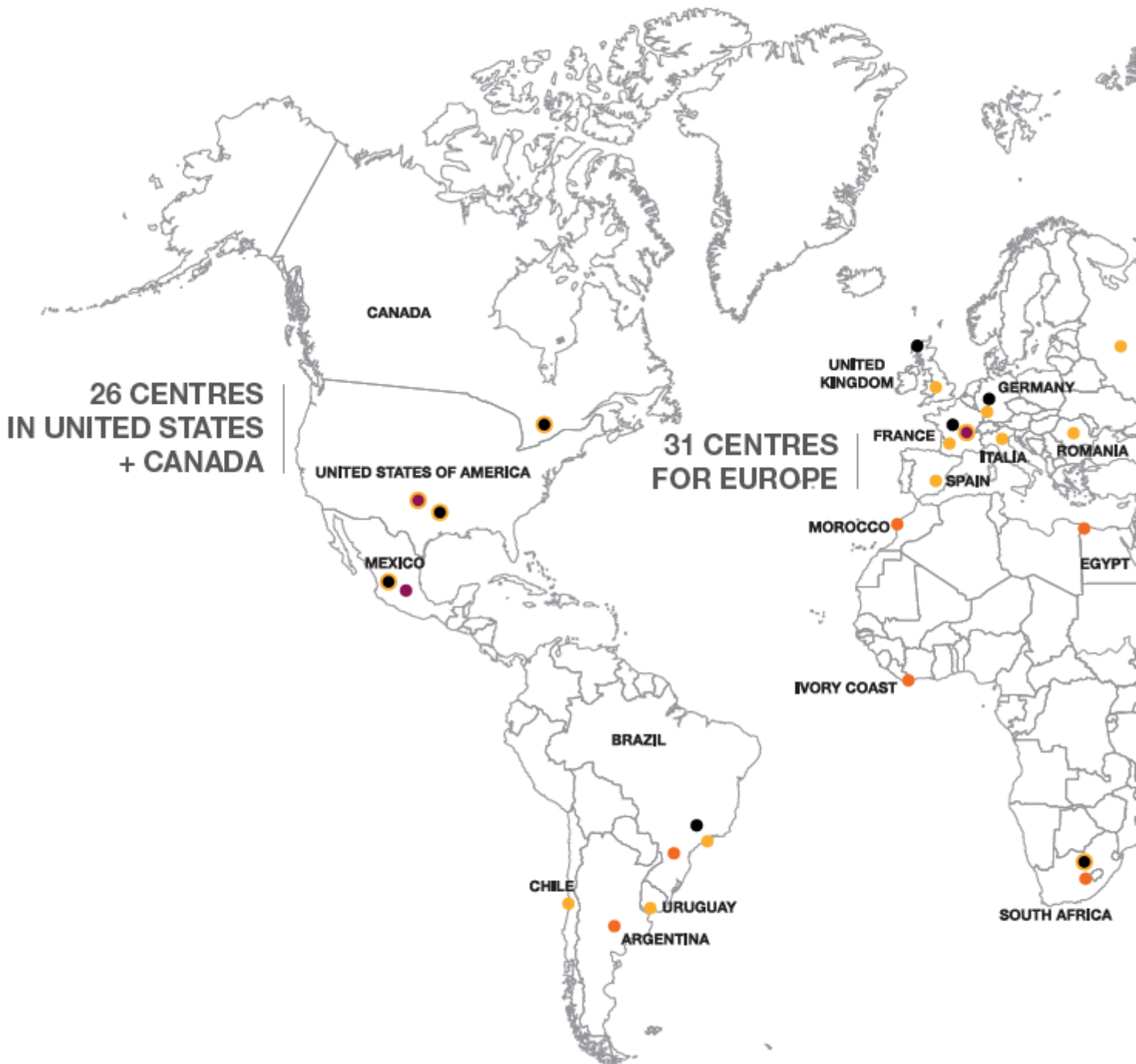
It is structured to assist the search of a Tool or Ground Support Equipment (GSE): either by ATA classification or by Tool Family. We trust this catalog will efficiently support you in your daily maintenance operations and planning.

Should you need any further information, please contact your Sales Manager.



Thank you for your continued confidence in our services.
Airbus Helicopters

WHEREVER YOU OPERATE... WE SUPPORT YOU



**OUR GLOBAL NETWORK SPANS MORE THAN 150 COUNTRIES
WITH AN EXTENSIVE APPROVED MAINTENANCE NETWORK
LOCATED IN CLOSE PROXIMITY TO CUSTOMER FACILITIES:**

- 30 customer centres and affiliated sites.
- 90 service centres.
- 10 logistics hubs and local inventories,
as well as multiple local stock warehouses.
- 4 technical support hubs.



Find your service centre
with our Heli Presence App
on your mobile devices or
through our Airbus Helicopters
web site <https://www.airbus.com/helicopters/services/global-network-map.html>

User Guide

In order to get the most out of this catalog, you can locate a tool or Ground Support Equipment by ATA chapter or by tool family.

First by ATA chapter...



ATA

REFERENCE

DESIGNATION

PAGE

...Or by tool family

Our tool families

	Towing, mooring and immobilization tools
	Protections and covers, blanking for maintenance
	Portable cranes, slings, jacks and accessories
	Stands, platforms, jigs and trolleys
	Infrastructure
	Containers and Cases
	Safety and security equipment
	Extractors, guides and calibrated wrenches
	Testing, measurement and maintenance tools, benches
	Services and maintenance benches
	IT Devices
	Miscellaneous



Please note that depending on the catalog version, all the tool families may not be necessarily applicable.

How to read the product page

[Back to table of contents](#)[illegible]

Tool Family
Helicopter Family
Tool Sub-Family

[illegible]

Reference

Important note

This document is a commercial catalog and cannot substitute the Aircraft Technical Data. As an example, the Aircraft applicability is given for indication only. It is the responsibility of the user of this catalog to check which Tools or Ground Support Equipment are compatible with the operated Aircraft (prerequisites, airworthiness requirements...).

The pictures displayed in this catalog are not contractual.

Airbus Helicopters reserves the right to make configuration and data changes at any time without prior notice. The data and figures contained in this document are expressed in good faith and do not constitute any offer or contract with Airbus Helicopters.

For any information, please contact your Sales Manager or send an email to Airbus Helicopters Marketing department:

marketing-services.helicopters@airbus.com

Table of contents

TOOLS & GSE by ATA 9

TOOLS & GSE description

Towing, mooring and immobilization tools

Tow bars	35
Twin wheels	37
Mooring rings	38
Tow lines	40
Blade folding and Immobilization tools	41
Blade poles	42
Wheel chocks	43

Protections and covers, blanking for maintenance

Helicopter/Fuselage covers	45
Fenestron/Window/Cabin covers	46
Blade covers (aft/fwd)	47
Air blanking	48
Tail Gear Box covers	51
Blade caps	52
Pitot and static blanking	53
Flexible blanking	54
Rigid blanking	55

Portable cranes, slings, jacks and accessories

Portable cranes	59
Blade slings	60
Hoisting	61
Cable/Strap hoisting	64
Jacks	66
Hoisting and Jack accessories	68
Hoisting covers	70

Stands, platforms, jigs and trolleys

Servicing platforms	73
Servicing trolleys	74
Support and Servicing assy	75
Trolleys for transport	77
Stands and Jigs for transport	78
Ladders	80

Access ramps	81
--------------	----

Infrastructure

Mobile shelters	83
-----------------	----

Containers and Cases

Wooden cases for blade	85
Cases for Main/Tail Rotor Head/Main/Tail Gear Box	86
Containers for blade	88
Containers for Main/Tail Rotor Head/Main/Tail Gear Box	89
Containers for air transport	92

Safety and security equipment

Control and Security systems	95
------------------------------	----

Extractors, guides and calibrated wrenches

Simple extracting or installing tools	97
Complex/Calibrated extracting or installing tools	106

Testing, measurement and maintenance tools, benches

Connectors, cables, electrical and IT adaptors	109
Cutoff boxes	112
Air Data Test Sets	113
Electrical test cases	114
Control and Measuring tools	118
Endoscopes	119
Vibrations adjustment tools	120
Harmonization tools	121
Accessories for harmonization tools	122
Alignment and Levelling tools	123
Software loading benches	124
Fluids test cases (hydraulic, cooling, fuel, etc)	125
Fluids test accessories	128
Flight Control adjustment	130
Miscellaneous complex/calibrated mechanical tools	131
Miscellaneous/simple mechanical tools	135
Engine test sets	138

Services and maintenance benches

Ground Power Units and starters, battery chargers	141
Hydraulic benches, air cooling and accessories	142
Engine rinsing benches	144
Simple or standard pumps	145

IT Devices

Software	147
Fleet Management System (Soft & Hard)	148

Miscellaneous

Electrical toolbox or kits	151
Standard handtools or miscellaneous	152
Specific handtools or miscellaneous	155
Other miscellaneous	159

TOOLS & GSE Services 165

Standard Conditions of Sale 169



TOOLS & GSE

by ATA



ATA	REFERENCE	DESIGNATION	PAGE
00-10	703A96000002	Documents Bag	159
00-10	703A92001000	Storage Bag	159
00-30	332A92241001	Tail Gear Box Front Fairing Cap	51
00-40	703A94000300	Electronic Inclinometer	118
05-00	332A96580000	Console Air Intake Cap	48
05-00	703A95003300	Electrician Standard Case Additional Tooling	151
05-00	MRO Container	Mobile Maintenance, Repair and Overhaul (MRO) Unit	83
07-00	332A96751000	Automatic Pilot Unit Metallic Container	90
07-00	332A96751101	Automatic Pilot Unit Wooden Container	91
07-00	332A94450000	Chock Torquemeter Adjustment	131
07-00	332A91070000	Eye Bolt	66
07-00	332A91211002	Fuselage Jig	78
07-00	332A91211500	Helicopter Transportation Jig	78
07-00	RC-256	Hydraulic Jack	66
07-00	P5291	Jack	67
07-00	703A91030500	Jacking Pad	68
07-00	332A91541700	Jet Dilution and Deviation Wooden Case	92
07-00	703A91071500	Launching Ramp	81
07-00	703A91070320	Raising Chock	81
07-00	703A91070421	Ramp Extension Chock	81
07-00	332A96318000	Shock Absorber Wooden Container	91
07-00	332A96313000	Upper Stops Support Wooden Container	88
07-10	330A91018102	Fuselage Support	78
07-10	332A91210901	Jack Fittings	67
07-10	332A91210501	Mooring Fittings	39
07-10	332A95210000	Stabilizing Jacking Device	68
07-10	703A91031500	Telescopic Hydraulic Jack	66
07-30	703A91022701	Helicopter Shackle	68
07-30	521M50	Hoisting Chain	62



ATA	REFERENCE	DESIGNATION	PAGE
07-30	703A91021204	Hoisting Device	63
07-30	703A91021205	Hoisting Device	69
07-30	703A91021206	Hoisting Device	62
07-30	703A91021804	Hoisting Tackle Jockey	62
07-30	703A91020901	Intermediate Gear Box Shackle	67
07-50	332A91119200	2 Main Blades Case	85
07-50	332A91127502	4 Tail Blades Case	85
07-50	332A91003101	Air Transport Hoisting Beam	61
07-50	332A91827200	Dual Hoist Support	74
07-50	703A92031700	Dual Mooring Ring	39
07-50	T642G1001101	Frequency Adaptor Restraint Tool	155
07-50	703A92210000	Heavy Weather Mooring Fittings	39
07-50	332A82940011	Lashing Kit	39
07-50	332A91150000	Lock fitting	38
07-50	332A91410003	Main Landing Gear Twin Wheel	37
07-50	703A91071120	Raising Chock	43
07-50	703A91020801	Shackle (33)	68
07-50	332A91002200	Steering Bar	35
08-00	SEP371-81	Weighing Set	117
08-30	D10890D	Anti-Stress Plate	66
09-00	332A91003000	De-bogging Kit	40
09-00	703A91070721	Raising Chock	43
09-00	703A91071320	Raising Chock	43
09-00	332A91003700	Steering Bar	36
09-00	332A91003500	Telescopic Towing Bar	36
09-00	332A91002121	Towing Ring	35
09-10	332A91003802	Bent towing bar	35
09-10	703a91041506	Specific Towing Bar	35
09-10	703A91041502	Specific Towing Bar	35



ATA	REFERENCE	DESIGNATION	PAGE
09-10	BR-B332-01-000	Tow bar alu cable operated version	35
09-10	703A91041503	US Navy Towing Bar	35
10-00	332A92587400	Auxiliary Power Unit Exhaust Nozzle Cap	48
10-00	332A92259000	Cabin Cover	46
10-00	332A92580900	Electrical Multi-purpose Air Intake Cover	50
10-00	703A92210021	Heavy Weather Mooring Fittings	38
10-00	703A92030500	Mooring Ring	38
10-00	332A91247500	Shop Tail Boom Jig	75
10-00	332A91003600	Steering Bar	35
10-00	703A92001003	Storage Bag	160
10-00	332A96900000	Storage Case	86
10-00	703A92021100	Temperature Probe Blanking Cap	56
10-00	332A95581600	Turboshaft Powerplant Cowling Servicing Platform	73
10-00	703A91042500	Wheel Chock	43
10-00	703A91042501	Wheel Chock	43
10-10	332A92399000	Air Intake Cooling Unit Cap	48
10-10	332A92587500	Auxiliary Power Unit Air Intake Cap	48
10-10	332A92587100	Auxiliary Power Unit Air Outlet Cap	49
10-10	332A92587200	Auxiliary Power Unit Box Fan Cap	48
10-10	332A92723000	Cockpit Air Cooling Cap	49
10-10	332A92587300	Cowling/Auxiliary Power Unit Air Intake Cap	48
10-10	332A92723100	Electrical Box Air Cooling Cap	45
10-10	332A92227000	Electrical Box Fan Cap	54
10-10	332A92587600	Flange Cooling Cap	49
10-10	703A92610000	Head & Static Pitot Blanking	53
10-10	332A92251600	Ice Detector Probe Cap	55
10-10	332A92673201	Invertor Cap	49
10-10	332A92580100	Multi-purpose Air Intake Cover	49
10-10	332A92580700	Multi-purpose Air Intake Cover	49



ATA	REFERENCE	DESIGNATION	PAGE
10-10	332A92829000	RALM Laser Sensor Cap	55
10-10	332A92520001	Refuelling Probe Cover	54
10-10	332A92541600	Tail Pipe Plug/Jet Deflector Substitute Cap	54
10-10	332A92581501	Turboshaft Powerplant Cowling Cover	50
10-20	X102P6100101	Mooring extension kit	38
12-00	S00-604	Accelerotester Kit	120
12-00	332A91338500	Frequency Adaptor Support	158
12-00	332A94821000	Hoist Arm Clearance Measure	137
12-00	332A94819100	Pressure Sensor Calibration	131
12-00	332A91339000	Rear Frequency Adaptor Stay	135
12-00	703A97670201	Temperature Calibration	138
12-10	703A95052500	Tank/Filter Dump Pipe	128
13-00	703A97687000	Loading Tool Kit with CMA9000 capability	124
13-00	703A97687100	Loading Tool Kit without CMA9000 capability	124
14-00	332A91009100	Cargo Sling	61
14-00	703A91024320	Fastener	64
14-00	332A91411000	Jack Pad	156
14-00	703A91070001	Launching Ramp	81
14-00	703A97683500	Professional Ground Station Analysis Software	147
14-00	703A91070100	Ramp Extension Chock	81
16-00	332A91829400	Bambi Bucket Sling	61
18-00	S00-624	Accelerotester and Calibration Kit	120
18-00	703a94320001	Steady Control	120
18-00	332A94320200	Steady Control Additional Kit	120
18-00	332a94320220	Steady Rotor Software	147
18-10	332A91899002	AVCS Sling	65
20-10	332A92143100	Mooring Extension	38
20-10	332A92530100	Mooring Ring Extension	38
21-00	X210P6001101	AC Cover	49



ATA	REFERENCE	DESIGNATION	PAGE
21-00	SOFTAIR78806	Air Conditioner Case	86
21-00	EKOFUSHK570	Air Conditioning Rinsing Bench	142
21-00	15-ADF-03-00	Inserts Device	157
21-40	332A97900600	P2 Heating Circuit Check	127
21-40	332A97677105	Ventilation/Heating Test Box	125
21-50	410N11	Air Conditioning Filling Bench	142
21-50	332A95520100	Air conditioning Flushing Connectors	125
21-50	332A93309000	Flexible Mounting Plate Chock	136
21-50	332A95720000	Refrigerant Circuit Blanking Caps Kit	125
21-60	332A97670900	Air Conditioning Card (Y5) Extension	110
21-90	332A91829100	10KW Air Conditioning Sponsons Support	135
21-90	ACS-DIAG-EC	Air Conditioning Diagnostic Test	127
21-90	703A95510000	Air Conditioning Replacement Firing Pin	128
22-00	703A94680706	Automatic Pilot Hydraulic Kit	130
22-10	703A93750001	Automatic Pilot Seal Exchange	106
22-10	332A94750501	Hydraulic Autopilot Test Bench	142
22-10	CEL84-22-10-00	Radio-Altimeter Simulation Test Suitcase	115
22-10	CEL99-22-10-00	Radio-Altimeter Simulator Test Case	116
22-30	703A94751600	Thermal Hydraulic Bench	143
23-00	X230P9001101	Adelt strap	160
23-10	KA1201	Satcom antenna guide	102
24-00	KA2016PSPS	Portable Starter Power Supply	141
24-00	GB4520V04	Power Supply Bench	141
24-00	KA2010	Super Master Charger	141
24-30	332A94680700	Hydraulic Reservoir Connector	142
24-30	FM85801000	Invertor Rectifier	141
24-40	C2205KG7A5	Electrical Converter 110/220V	109
25-00	332A91827103	Dual Hoist Sling	65
25-00	703A91022400	Portable Manual Hoist	62



ATA	REFERENCE	DESIGNATION	PAGE
25-10	CEL84-33-20-00	Lighting Harmonization Extension	121
25-50	703A95000500	Specific Screwdriver	156
25-60	703A97671105	Beacon Squib Selector	115
25-60	332A91256400	Hoist potence handling tool	158
25-60	703A97670600	Hoist Squib Cable Test	109
25-63	332A95540000	Small Connecting Rod Lifting Winch	159
25-70	500210-000003	Appareo Flight Data Analyzer	147
25-90	ARZ-510264	Bambi Bucket Wooden Case	86
25-90	ARZ-510263	Foaming Filling Kit	161
26-00	703A97670801	Fire Cartridge Squib Adaptor	117
26-20	332A97670405	Fire Extinguisher Test Box	115
27-00	332A94279000	Flight Control Adjustment	130
27-00	332A94279600	Flight Control Laser Test	130
27-00	FM84-67-20-03	Trim Jacks Test Suitcase	116
27-20	T5-2004-113-00	Tensiometer	152
27-20	332A94278001	Yaw Damper Inspection	133
28-00	332A93827000	Drop Tank Special Wrench	154
28-00	332A94541521	False Filter Cartridge	128
28-00	332A95529000	Fuel Flushing Pipe	129
28-00	332A97520800	Fuel Piping	125
28-00	332A91829300	Fuel Tank/Baggage Box Sling	61
28-00	X280P5201101	Fuel test kit	128
28-00	332A93810100	Refuelling Probe Tool	152
28-00	332A91829200	Tank Support	78
28-00	703A97720200	Tanks Installation Test	114
28-10	332A91827001	Drop Tank Installation	64
28-10	ZENITHP09D202	Fuel Filling Bench	143
28-10	X281P6300101	Fuel jettison exhaust duct blank	54
28-10	703A95000000	Specific Screwdriver Kit	155



ATA	REFERENCE	DESIGNATION	PAGE
28-20	GM1064257	Cartridge Puller	99
28-20	703A94040420	Dummy Cartridge Fuel Ice Trap	131
28-20	ZENITHP09D202B	Fuel Filling Bench	143
28-20	ZENITHP09D202C	Fuel Filling Bench	143
28-20	GPA12ME	Fuel Filling Group	143
28-40	CEL2100500	Fuel Indicating System Test Case	125
29-00	332A94751000	Blanking Plugs Set	126
29-00	703A95052001	Draining Pipe	128
29-00	703A94751105	Electrical Hydraulic Bench	142
29-00	703A94751106	Electrical Hydraulic Bench	142
29-00	703A95053500	Fuel Dump Pipe	128
29-00	332A97900200	Glycol Pump Test Kit	125
29-00	32539001	Hydraulic Air Accessories Suitcase	126
29-00	703A94751103	Hydraulic Bench	142
29-00	703A94751104	Hydraulic Bench	143
29-00	703A95050002	Hydraulic Tank Drainage Pipe	128
29-00	332A95750100	Hydraulic Test Case	126
29-00	332A93329100	Pump Wrench	154
30-00	332A97670701	Power Distribution Unit Scan Kit	114
30-00	703A049170	Shackle	62
30-00	703A91022301	Standard Hoisting Ring	62
30-00	126672	Tail Rotor Head Slip Ring Set	156
30-60	332A91829000	De-icing Tube Wooden Case	75
31-10	MER81-30-01	Alarms Test Case	115
32-00	D32AXJ00002601	Landing Gear Jack	67
32-00	X102P6001101	Under bottom structure fitting kit	38
32-10	332A91420000	Anti-Slacking Strips	155
32-10	332A91420304	Boarding Device	132
32-10	332A97610201	Ground Flight Simulator	115



ATA	REFERENCE	DESIGNATION	PAGE
32-10	332A97670100	Landing Gear Circuit Test Box	115
32-10	330A97210000	Landing Gear Fittings Repair	155
32-10	332A91410502	Main Landing Gear Jack Adapter Pad	66
32-10	332A95419001	Main Landing Gear Kneeling Kit	152
32-20	332A91420200	Auxiliary Landing Gear Corset	136
32-20	332A91420201	Auxiliary Landing Gear Corset	157
32-20	332A91420202	Auxiliary Landing Gear Corset	136
32-20	332A91420400	Nose Gear Collar Protector	136
32-20	332A91420500	Nose Gear Jack Adapter Pad	66
32-20	330A91420502	Nose Landing Gear Leg	79
32-20	332A91420100	Nose Landing Gear Leg Corset	137
32-40	332A93421200	Auxiliary Landing Gear Tyre Exchange	100
32-60	332A94647000	Lighting Harmonization	121
33-40	332A97640000	Infrared Detector	114
33-40	KA1503	Rotating Beacon Headlight Check	160
33-40	58600	Trakka Light Immobilizing Device	137
34-00	X340P8000101	Anemometer circuit repair tool	155
34-00	703A94680710	Automatic Pilot Hydraulic Kit	126
34-00	703a94681500	Compensation System	114
34-00	703A97671500	Global Navigation System-x Test Shunt Plug	109
34-00	703A92020504	Static Port Blanking Cap	53
34-00	703A92020100	Total Static Port Blanking Cap	53
34-10	332A92251500	Frost Prob Protection Device	49
34-10	703A92020505	Static Port Blanking Cap	53
34-10	703A92021000	Temperature Probe Blanking Cap	53
34-11	332a97767200	Anemobarometric Draining Connector	129
34-11	39500	Anemometric Verification Sleeve	113
34-11	DPI610-2361	Portable Aircraft Leak Tester for pitot probe	116
36-00	332A97900400	Engine P2.4 Test Kit	138



ATA	REFERENCE	DESIGNATION	PAGE
45-00	703a97682400	ARMS Ground Station	148
45-00	703A97633932	CMT & Vibrato Arms Cable	110
45-00	703a97634400	CMT & VIBRATO Softwares	147
45-00	703a97633902	EMU Cabling Set	109
45-00	703A97684200	MFDAU Maintenance Cable	110
45-00	703A97634501	PMT Software	147
45-00	703a97634300	Steady Control Rotor Software	147
45-00	703A97684300	VPU Maintenance Cable	110
45-10	703-A-KCVFDR00	Cockpit Voice & Flight Data Recorder L3com/Honeywell Kit	135
45-10	332A97677000	lfds/Arinc 429 Connection Cable	110
45-10	703-A-KMFDAU00	MFDAU Maintenance Kit	148
45-10	703-A-KVPU00	VPU Maintenance Kit	147
45-40	9319SI1	Arinc 429/5 Simulator	114
45-40	703A97671600	MDAU Acquisition Cable	109
49-00	332A92587000	Auxiliary Power Unit Air Intake Cap	48
49-00	332A91541101	Auxiliary Power Unit Hoisting Beam	61
49-00	8391001	Auxiliary Power Unit Metallic Container	91
49-00	M140801	Auxiliary Power Unit Transport Device	79
52-00	332A95589100	Air Intake Sliding Cowling Stay	137
52-00	332A91580602	Air Intake Sling	64
52-00	332A95589001	Main Gear Box Sliding Cowling Stay	136
52-00	332A98870100	Spacers	103
52-10	332A93217000	Service and VIP door Stop	137
53-00	X530P8101101	Frame drilling kit	155
53-00	332A92217005	Fuselage Cover	45
53-00	332A92530000	Mooring Fittings	38
53-00	332A92581000	Sliding Cowling Cover	45
53-00	X530P8102101	X3855 frame drilling kit	156
53-10	332A95008002	Access Ladder	80



ATA	REFERENCE	DESIGNATION	PAGE
53-10	332A92250001	Cabin Cover	46
53-10	332A92257005	Cabin Cover	46
53-10	332A92259100	Cabin Cover	46
53-10	332A92250300	Canopy Cover	46
53-10	330A91017501	Front Fuselage Cradle	78
53-10	332A91520000	Nose Probe Support	75
53-10	332A91250001	Radome Plug	55
53-10	332A92127100	Tail Blades Cover	47
53-10	332A95008402	VIP Access Ladder	80
53-20	4802 332A82324101	Upper fitting setting tool(pre MOD 0726394)	106
53-30	332A91542004	Jet Dilution and Deviation/Auxiliary Power Unit Support Beam	59
53-30	703A95030000	Servicing Platform	73
53-50	332A92119203	5 Blades Folding Kit	41
53-50	332A91440001	Shock-Absorber Leg Immobilization	136
53-50	330A91200003	Tail Boom Hoisting Beam	61
53-50	332A91247000	Tail Boom Jig	78
53-50	332A91247200	Tail Boom Jig	78
53-50	332A91241500	Tail Boom Jig	78
53-50	332A95247000	Tail Boom Servicing Platform	73
53-50	332A91241200	Tail Boom Support Beam	59
53-50	332A92541500	Tail Pipe Plug	54
53-70	330A91580009	Sliding Cowling Sling	65
53-70	330A91580008	Sliding Cowling Sling	64
56-00	X560P4000101	Transparencies cropping kit	133
56-20	KA6420	Transparencies' seal mounting kit	103
57-00	332A96128100	1 Blade Metallic Container	88
60-00	VISIOBOX371200	Multi-purpose Borescope	119
62-00	69000402600	Blade Protection	160
62-00	FORT-AR4415	Multi-purpose Endoscope	119



ATA	REFERENCE	DESIGNATION	PAGE
62-00	19152-332A-11-0024-02	Stainless Steel Scraper	153
62-10	332A91119100	1 Main Blade Case	85
62-10	332A91621000	5 Main Blades Trolley	74
62-10	SEAS332MK2	Adaptation Kit	120
62-10	332A92119500	Balde Pole	42
62-10	330A93341200	Bearings Installation Device	103
62-10	332A92114501	Blade Folding Pole	42
62-10	332A92142600	Blade Pin Exchange	104
62-10	332A92140800	BLADE PIN EXTRACTOR	103
62-10	332A97630100	Blades De-icing Test Kit	117
62-10	81-00-04-008-00	Bonding Check Device	160
62-10	69-00-04-027-01	Bonding Tabs Tool	160
62-10	332A93118200	External Ring Box Exchange	100
62-10	97300E-11-0027-00	Handling Trolley	74
62-10	93100-04-109-01	Heater Carpet	151
62-10	332A92119300	Heavy Wind Mooring Poles	42
62-10	14701-332A-11-0023-00	Lug Wrench	155
62-10	330A96110000	Main Blades Cradle	75
62-10	332A92117800	Main blades immobilization	42
62-10	332A92119101	Main Blades Immobilization Device	41
62-10	332A91119001	Main Blades Sling	60
62-10	332A91621500	Main blades support	77
62-10	332A91621200	Main Blades Tabs Cap	52
62-10	703A94113001	Main Rotor Blades Trim Tab	135
62-10	69-01-3130S-11-10-035-00	Metallic Spatula	159
62-10	332A91309002	Portable Crane	59
62-10	92900-04-902-01	Regulator	151
62-10	703A92002000	Rope Guide	68
62-10	90-02-3130S-11-10-000-80	Silk Screen	161



ATA	REFERENCE	DESIGNATION	PAGE
62-10	75801-332A-11-0055-00	Silk Screen	161
62-10	75802-332A-11-0055-00	Silk Screen	161
62-10	75803-332A-11-0050-00	Silk Screen	160
62-10	75804-332A-11-0050-00	Silk Screen	162
62-10	75805-332A-11-0050-00	Silk Screen	162
62-10	75806-332A-11-0050-00	Silk Screen	162
62-10	75807-332A-11-0050-00	Silk Screen	162
62-10	90-02-330A-12-0000-00	Silk Screen	162
62-10	75801-332A-11-0050-00	Silk Screen	162
62-10	75802-332A-11-0050-00	Silk Screen	162
62-10	90-03-321A-11-0020-00	Silk Screen	161
62-10	27-02-330A-11-1530-21	Spatule plate	153
62-10	332A97318400	Upper Stops Chock	136
62-20	332A93314400	Bearing Hafting Tool	98
62-20	332A94319000	Blocking Pitch Rod	135
62-20	332A93319200	Damper Axle Exchange	105
62-20	332A93319300	Damper Support	75
62-20	332A91317200	Drag Damper Wooden Case	86
62-20	332A91009000	Helicopter Hoisting Device	70
62-20	332A93314500	Housing Hafting Tool	98
62-20	332A91312201	Jockey Wheel	75
62-20	332A93315000	Lifting Nut	66
62-20	703A95020003	Lubrication Pump	145
62-20	332A91311101	Main Rotor Hub Dome Sling	65
62-20	332A91622000	Main Rotor Hub Trolley	74
62-20	332A96319200	Main Rotor Hub Wooden Container	91
62-20	332A92319000	Main Rotor Hub/5 Blades Cover	47
62-20	332A91319101	Main Rotor Hub/5 Blades Hoisting Device	61
62-20	332A91319001	Main Rotor Hub/Mast Support	75



ATA	REFERENCE	DESIGNATION	PAGE
62-20	332A91622100	MRH support base	77
62-20	332A93323500	Nut Brake Hafting	98
62-20	332A93314300	Outer Race Extractor	105
62-20	332A94318200	Phonic Wheel Helicopter Check	133
62-20	332A94318100	Phonic Wheel Shop Check	132
62-20	332A93314600	Ring Hafting	97
62-20	332A96313500	Rotor Mast Wooden Container	90
62-20	332A93314200	Seal Extractor	102
62-20	332A93314700	Seal Hafting Tool	98
62-20	332A91319201	Sleeve Hoisting Device	62
62-20	703A91021001	Specific Strop	64
62-20	332A96319000	Swashplate Downtime Device	155
62-20	332A91318000	Swashplate Sling	64
62-20	332A96313300	Swashplate Wooden Container	90
62-20	332A98340000	Tail Rotor Drive Bearings Exchange	133
62-20	332A93314900	Turnaround Collar	156
62-20	332A91319401	Upper Stops Support Hoisting Cover	70
62-20	Z622V3002102	Upper Stops Unlatch	158
62-30	332A93314100	Lift Casing/Mast Extractor	104
62-30	332A94318002	Main Rotor Head Ball Joint Axial Clearance Check	132
62-30	332A94318001	Main Rotor Head Kneecaps Axial Clearance Check	132
62-30	332A93314000	Mast Reversal Sling	65
63-00	332A97670601	Double Threshold Test Box	114
63-00	332A94829100	Emergency Spraying Connectors	110
63-00	332A97670500	Glycol Tank Test Kit	116
63-10	332A93323900	Carter Washer Bonding	99
63-10	332A93319000	Mast Operation Protection Guide	102
63-20	332A97900300	Air & Glycol Switches Test Kit	126
63-20	332A93324100	Alternator & Pump Seal Hafting	101



ATA	REFERENCE	DESIGNATION	PAGE
63-20	332A93320800	Alternator Seal Exchange	102
63-20	332A93320000	Alternator Seal Holder Exchange	97
63-20	332A93323303	Conical Pinion Brake Exchange	99
63-20	332A93630100	Conical Wheel Plug Extractor	104
63-20	332A93318320	Damper Locating Pin	100
63-20	X632P6018101	Epi module sp k1 container	89
63-20	X632P6009101	Epi module sp k1 framework	90
63-20	X632P6003101	Epi module sp k2/k2+ framework	90
63-20	X632P6012101	Epi module sp mk2/mk2+ container	89
63-20	332A96329501	Epicycloidal Module Blanks Kit	55
63-20	332A91329301	Epicycloidal Module Installation	68
63-20	332A94341000	Fan Alignment Inspection	134
63-20	332A93320400	Fan Clamp Exchange	104
63-20	332A93320300	Fan Clamp Wrench	157
63-20	332A93320700	Fan Seal Holder Extractor	101
63-20	332A93324000	Fan Seal Holder Hafting	101
63-20	KA0225	Filings collect and analysis case	127
63-20	332A95520200	Filling catching MGB MK2/MK2+	127
63-20	332A93323201	Flange Brake Nut Wrench	157
63-20	332A93321422	Flange Epicyclic Wrench	153
63-20	332A93322501	Hafting Brake Nut	98
63-20	332A93321800	Horsepower Seal Exchange	101
63-20	332A93321700	Horsepower Seal Hafting	102
63-20	X632P6000111	K2/K2+ planet gears container x1	89
63-20	X632P6000101	K2/K2+ planet gears container x8	89
63-20	332A96324001	Left Hand Accessories Box Blanks Kit	55
63-20	332A93322900	Lock Nut Extractor	104
63-20	332A93312701	Lock Washer Hafting Tool	98
63-20	332A93320520	Lock Washer Pusher	99



ATA	REFERENCE	DESIGNATION	PAGE
63-20	332A97340100	Lubrication Device	116
63-20	332A93323801	Magnetic Seal Holder Exchange	99
63-20	332A93387000	Main Gear Box Axle Bar Exchange	104
63-20	332A96329001	Main Gear Box Blanks Kit	55
63-20	332A97900500	Main Gear Box Crack Check	115
63-20	332A93322421	Main Gear Box Dowel	102
63-20	332A91329101	Main Gear Box Hoisting Cover	70
63-20	332A93380000	Main Gear Box Plate Cap	56
63-20	703A91020701	Main Gear Box Shackle	68
63-20	332A91329000	Main Gear Box Sling	70
63-20	332A91325000	Main Gear Box Stand	79
63-20	332A91320200	Main Gear Box Stand	76
63-20	332A93387100	Main Gear Box Upper Axle Hafting	97
63-20	332A96329300	Main Gear Box Wooden Container	91
63-20	X632P6011101	Main module SP container	89
63-20	X632P6002101	Main Module SP Framework	89
63-20	332A96321505	Main Module Wooden Case	92
63-20	X632P6010101	MGB SP container	89
63-20	X632P6001101	MGB SP framework	89
63-20	332A94350006	MGB-GTM alignment tool	123
63-20	332A93323701	Nut Brake Exchange	99
63-20	703A95050700	Oil Dump Pipe	128
63-20	332A97900000	P2.4 Valve Test Kit	110
63-20	332A97900100	P2.4 Valve Test Kit	129
63-20	332A91327201	Planet Gear Module Hoisting	68
63-20	332A93320900	Power Take-off Seal Holder Exchange	97
63-20	332A96323501	Right Hand Accessories Box Blanks Kit	55
63-20	332A93323400	Rotor Brake Wrench	158
63-20	332A93320100	Seal Holder Tool	100



ATA	REFERENCE	DESIGNATION	PAGE
63-20	332A93322622	Shur-lok Nut Spanner	152
63-20	332A93322800	Sleeve Splined Spanner	156
63-20	332A93320220	Sta-lock Fan Wrench	157
63-20	332A97340300	Switches Adaptors Auxitrol	110
63-20	332A93321600	Tail Gear Box Seal Exchange	100
63-20	332A93321500	Tail Gear Box Seal Holder Exchange	97
63-20	332A963300	Tail Gear Box/Tail Rotor Metallic Container	91
63-20	332A94350005	Turboshaft Powerplant/Main Gear Box Alignment Inspection	123
63-23	FDE82-10-03	NG-NR Test Case	138
63-30	703A93020420	Centering Thimble	103
63-30	332A93630001	Main Gear Box Lubrification Jet Exchange	105
63-30	332A94229100	Main Gear Box Suspension Plate	123
64-00	KA1489	MK1 tail rotor control plate protection	51
64-00	703A94001504	Optical View Finder	123
64-10	332A96121000	1 Blade Light Alloy Container	88
64-10	332A96119000	1 Blade Metallic Container	88
64-10	332A96128000	1 Blade Wooden Container	88
64-10	332A91338720	Adaptor Axle Stay	137
64-10	87702-332A-12-0040-00	Balancing Mass Device	132
64-10	87101-04-110-00	Balancing Pin	132
64-10	75201-332A-12-0040-00	Blades Holding Support	137
64-10	75801-332A-11-0040-00	Silk Screen	161
64-10	75801-332A-12-0042-00	Silk Screen	159
64-10	75801-332A-12-0043-00	Silk Screen	162
64-10	75802-332A-12-0040-00	Silk Screen	161
64-10	75803-332A-12-0040-00	Silk Screen	161
64-10	87101-04-108-00	Support Frame	123
64-10	332A91338621	Tail Blades Axle Support	137
64-10	332A92127001	Tail Blades Immobilization	41



ATA	REFERENCE	DESIGNATION	PAGE
64-10	332A93338000	Tail Blades Strut Exchange	100
64-10	330A96120503	Tail Rotor Blades Case	85
64-10	41102-332A-12-0040-00	Tracing Template	159
64-20	T642G4001101	Adjusting Device	133
64-20	703A94300000	Bearing Clearance Measuring Tool	133
64-20	332A95339000	Security Strap	95
64-20	332A93369500	Tail Gear Box Tightening Shur-lock Nut Kit	106
64-20	332A91331003	Tail Mechanism Support Beam	59
64-20	332A91338103	Tail Mechanism Support Beam	59
64-20	332A96339500	Tail Rotor Collector Chock	136
64-20	332A91338001	Tail Rotor/Tail Gear Box Sling	61
65-00	703A93820000	ADELT Beacon Change Kit	157
65-00	703A93820100	ADELT CPT600 Specific Wrench	157
65-00	332A93421920	Castellated Wrench	99
65-00	703A93021020	Centering Thimble	103
65-00	703A93031000	Fastening Clip Morcos	156
65-00	332A93550000	Fuel Tank Spanner	153
65-00	703A93001000	Intermediate Gear Box/Tail Gear Box Nut Wrench	153
65-00	332A93421500	Landing Gear Tooling Set	101
65-00	703A93021320	m14 Centering Shell	100
65-00	332A93411000	Main Landing Gear Spindle Extractor	104
65-00	332A93410001	Main Landing Gear Wrench	158
65-00	703A93004020	Pin Wrench	152
65-00	703A97671900	Programming Box BP1063	116
65-00	330A93870000	Stretcher Assembly Wrench	156
65-00	332A93550100	Strip Installation Clamp	133
65-00	332A94337100	Tail Gear Box Clearance Measure Set	131
65-00	332A94340003	Tail Rotor Drive Alignment Inspection	123
65-10	332A93340300	Ball Bearing Cage Exchange	101



ATA	REFERENCE	DESIGNATION	PAGE
65-10	332A96340100	Drive Shaft Wooden Case	87
65-10	332A96340105	Drive Shaft Wooden Case	86
65-10	330A93341002	Intermediate and Main Gear Box Seal Exchange	97
65-10	STN0412001	Oil Removal Device	109
65-10	KA3012	Protection 4th drive shaft guide kit	154
65-10	332A93340500	Shaft Bearing Axle Assembly Tool	103
65-10	332A93341001	Shaft Bearing Exchange	102
65-10	332A93340101	Tail Rotor Drive Shaft Bearing Exchange	99
65-20	332A93368201	Adjusting Gage	156
65-20	703A93030000	Bearing Exchange	106
65-20	332A93368500	Bearings Exchange	103
65-20	332A93368301	Brake Nut Exchange	103
65-20	332A93369100	Chip Detector Exchange	98
65-20	332A93369000	Chip Detector Hafting Tool	100
65-20	332A93368601	Control Rod Bearings Exchange	104
65-20	332A93368700	Control Rod Bearings Hafting	97
65-20	332A96348101	Drive Shaft Metallic Container	86
65-20	332A96348001	Drive Shaft Wooden Container	86
65-20	332A93369200	Gasket Hafting Tool	98
65-20	332A92350000	Intermediate Gear Box/Tail Gear Box Cover	51
65-20	332A93368101	Oil Deflector Exchange	98
65-20	332A93369300	Seal Chip Detector Exchange	97
65-20	332A93368400	Shurluk Nut Spanner	153
65-20	332A94337000	Tail Gear Box Clearance Check	133
65-20	332A93361020	Tail Gear Box Oil Indicator Exchange	102
65-20	332A93368000	Tail Gear Box Seal Exchange	101
65-20	332A93360400	Tail Gear Box Seal Holder Exchange	101
65-20	332A93360020	Tail Gear Box Seal Stud Exchange	99
65-20	332A91340501	Tail Gear Box Support	75



ATA	REFERENCE	DESIGNATION	PAGE
65-20	332A96337000	Tail Gear Box/Tail Rotor Drive Metallic Container	91
65-20	332A96331500	Tail Gear Box/Tail Rotor Drive Wooden Case	86
65-20	332A91330102	Tail Gear Box/Tail Rotor Stand	76
65-20	332A92337001	Tail Rotor Head/Tail Gear Box Cover	51
65-20	X652P6202101	TGB SP K2/K2+/KUH CONTAINER	90
65-30	X653P6001101	IGB SUPER PUMA CONTAINER	90
65-30	332A96357000	Intermediate Gear Box Metallic Container	90
65-30	332A96350000	Intermediate Gear Box Metallic Container	87
65-30	332A91350100	Intermediate Gear Box Stand	76
65-30	332A96351500	Intermediate Gear Box Wooden Container	91
65-30	330A93340300	Intermediate Gearbox Seal Exchange	100
65-30	332A93350100	Intermediate/Tail Gear Box Flanger Locknut	152
65-30	332A97000000	System Test Case	138
65-30	332A96369001	Tail Gear Box Cap	51
66-10	332A92661000	Blades Folding Chock	41
67-00	703A93020620	Centering Thimble	101
67-30	332A93369420	Castellated Nut Key	153
67-30	703A94000000	Clearances Analyze Device	132
67-30	332A93329000	Servo-control Axle Exchange	104
67-30	703A94279000	Servo-control Binding Tester	131
67-70	703A97670500	Cartridge Test Case	116
71-00	332A96540000	Turboshaft Powerplant Air Intake Cap	48
71-00	332A91580001	Turboshaft Powerplant Cowlings Support	135
71-00	8814087000	Turboshaft Powerplant Metallic Container Casing	90
71-00	8816183000	Turboshaft Powerplant Rinsing Bench	144
71-10	332A94580320	Sliding Cowling Adjustment	133
71-10	332A94580000	Sliding Cowling Handles Check	132
71-40	332A93519100	Turboshaft Powerplant Guiding Rods	135
71-60	332A92580600	Air Intake Cover	49



ATA	REFERENCE	DESIGNATION	PAGE
71-60	332A94580120	Multi-purpose Air Intake Duct Adjustment	137
71-60	332A94580201	Multi-purpose Air Intake Ogive Seal Check	131
71-60	330A91580503	Multi-purpose Air Intake Sling	64
71-60	703A93090000	Vortex Crimping	152
71-60	703A93090100	Vortex Crimping	154
72-00	332A91549001	Engine Sling	62
72-00	332A93519020	Exchange Wrench	152
72-00	8814157000	Turboshaft Powerplant Rinsing Bench	144
73-00	TMHGA16-10-00	Fuel Circuit Test Case	125
73-10	703A94040321	Clogging Indicator Tester	129
73-10	332A97520505	Fuel System Test Case	126
78-10	332A94540000	Jet Dilution and Deviation Pipe Interceptor Adjustment	131
78-10	332A92540100	Tail Pipe Plug	45
78-60	332A91541600	Jet Deflector Support	76
78-60	332A91541501	Jet Dilution and Deviation Sling	64
78-60	332A82324101-4803	Jet Dilution and Deviation Fittings Adjustment	132
78-60	332A82324100-4802	Jet Dilution and Deviation Fittings Adjustment	131
79-00	703A95051100	Fan/Heating Dump Pipe	126
79-00	KA1658	FFMP plug	55
91-00	703A94610220	Calibration Check Bushing	157
91-00	703A94610000	Calibration Check Wrench	106
91-00	703A94610320	Lock/Unlock Socket	136
92-00	703A97673101	Hoist Cartridge Tester	118
93-00	703A91060500	hs 312 Sonar Jig	76
93-00	703A92820000	hs 312 Sonar Obturator	56
93-00	703A97685900	MPGS ELIPS-NG2 00A Ground Station	148
93-00	E3-07045-000	Pin Wrench	153
93-00	91720404	Plastic Tube Connector	160
93-00	10-511-42	Torque Wrench	157



ATA	REFERENCE	DESIGNATION	PAGE
93-90	703A91024401	hs 312 Sonar Hoist Sling	62
94-00	703A94810000	Crouzet Sight Harmonization Tool	122
94-00	703A94810001	Crouzet Sight Harmonization Tool	121
94-00	703A94002500	Harmonization Panel	121
94-00	332A94810000	Harmonization Target	121
94-00	X940P1000101	HIEWS pod support	74
94-00	332A96940100	M3M Container	92
94-00	703A94810200	Mirror Support	121
94-00	703A97660500	MK46 False Torpedo Box	115
94-00	365A94815000	Multi-purpose Arm Harmonization	121
94-00	703A94850020	Rocket Launcher Harmonization	121
95-00	703A97671305	ctp6 Beacon Squib Cable	109
95-00	X950P2000101	Ladder protection cover am39	54
95-60	703A97670905	Cartridge Flootation Gear Switch	114
95-60	2998970	Digital Manometer	117
99-00	980700TF00300	Data Maintenance Terminal	148
99-00	20001931	Zero Volt Tester Kit	114
xx-xx	332A97340500	Air Conditioning System Check Device	142
xx-xx	On Request	Cutoff Box	112
xx-xx	703A97635200	EMU Ground Station	148
xx-xx	703A97622700	Engine Test Set	138
xx-xx	332A97340520	Failure Code Treatment Software	147
xx-xx	332A97340510	Failure Code Unloading Cable	110
xx-xx	332a97520600	Fuel Piping	126
xx-xx	703a97672100	Hoist Cartridge Power Cable	111
xx-xx	703A92820100	Sonar Squib Shunt Plug	109
xx-xx	332A97340400	Switch Threshold Test Equipment	116
xx-xx	ECE300ZT01Y01	Torque Test Case	115





TOOLS & GSE

DESCRIPTION

Towing, mooring and immobilization tools







Tow bars <



DESCRIPTION

Rigid bars designed and adapted to perform towing operations.

REFERENCE		FEATURES	O / I LEVEL	ATA	LABEL	WEIGHT	SIZE	A/C TYPE APPLICABILITY
332A91002200 Steering Bar		Device to guide the helicopter with the auxiliary landing gear Included in on board kit	I	07-50		14,5 (kg)	2,332 x 0,624 x 0,8 (m)	AS332, AS532, H225, H225M
332A91003802 Bent towing bar		Device is used for Towing of aircraft	O/I	09-10	CE	120 (kg)	4 x 0,99 x 0,56 (m)	AS332MK1, AS332MK2, AS332MK2+, AS532MK1, AS532MK2, AS532MK2+
703A91041503 US Navy Towing Bar		Device to tow the helicopter from the auxiliary landing with corners for navy use Consists of a bar with hanging fittings and handling wheels	I	09-10		47,5 (kg)	0,2 x 0,7 x 3,86 (m)	AS332, AS365, AS532, AS565
332A91002121 Towing Ring		Device used after fuses system and shock-absorber deposit Conceived for ship boarding	I	09-00		1,5 (kg)	0,35 x 0,1 x 0,01 (m)	AS332, AS532, H225, H225M
BR-B332-01-000 Tow bar alu cable operated version		This GSE is used for moving the helicopter from point A to point B.	O/I	09-10	CE	58 (kg)	3,666 x 0,998 x 0,6 (m)	AS332MK1, AS332MK2, AS532MK1, AS532MK2, AS532MK2+
703a91041506 Specific Towing Bar		Bar type US Navy Conceived for helicopters with ORB 32 Equipped with hanging fittings and handling wheels (without damper or fuses system)	O	09-10		45 (kg)	3,73 x 0,84 x 0,19 (m)	AS332, AS365, AS532, AS565, H225, H225M, SA330
332A91003600 Steering Bar		Articulated fork equipped with handling arm Suitable with radar CHLIO and/or refuelling probe 2 configurations possible: 1 in the helicopter axis and 1 for the left side	O	10-00		50 (kg)	3,6 x 0,8 x 1 (m)	AS332, AS532, H225, H225M
703A91041502 Specific Towing Bar		Conceived for helicopters with ORB 32 or Homing antenna Articulated fork with ring and wheels (without shock-absorber or fuses system)	O	09-10		47 (kg)	3,86 x 0,7 x 0,2 (m)	AS332, AS532, H225, H225M, SA330



Tow bars <


REFERENCE		FEATURES	O / I LEVEL	ATA	LABEL	WEIGHT	SIZE	TYPE APPLICABILITY
332A91003700 Steering Bar		Articulated fork equipped with wheels and handling arm 2 configurations possible: 1 in the helicopter axis and 1 for the left side	0	09-00		10 (kg)	3 x 0,63 x 0,8 (m)	H225, H225M
332A91003500 Telescopic Towing Bar		Equipped with a shock-absorber, a fuse system, an handle and a wheel	0	09-00		36 (kg)	3,022 x 0,67 x 0 (m)	H225, H225M



Twin wheels <

DESCRIPTION

Ground handling wheels designed to move helicopter equipped with a skid.

REFERENCE		FEATURES	O / I LEVEL	ATA	LABEL	WEIGHT	SIZE	A/C TYPE APPLICABILITY
332A91410003 Main Landing Gear Twin Wheel		Pneumatic twin wheels Conceived for TRANSALL, HERCULES and ILYUSHIN 76 boarding	I	07-50	CE	24 (kg)	0,83 x 0,35 x 0,32 (m)	AS332, AS350, AS355, AS365, AS532, AS555, H225, H225M, SA330, SA360



Mooring rings <


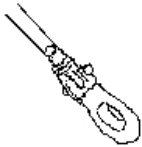
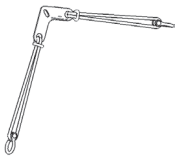

DESCRIPTION

Devices enabling to secure helicopter to any permanent structure (boat, off shore platform, etc).

REFERENCE		FEATURES	O / I LEVEL	ATA	LABEL	WEIGHT	SIZE	A/C TYPE APPLICABILITY
703A92210021 Heavy Weather Mooring Fittings		Device for platform or boat mooring Conceived for rough weather Steel material	I	10-00		3,39 (kg)	1 x 0,09 x 0,01 (m)	AS332, AS532, H225, H225M, SA330
332A92530100 Mooring Ring Extension		Threaded socket to screw a mooring ring	I	20-10		0,3 (kg)	0,046 x 0,046 x 0,058 (m)	H225, H225M
X102P6100101 Mooring extension kit		Devise is used for Tie-down of the Super Puma helicopter on ship.	O/I	10-20	CE	9 (kg)	0,68 x 0,45 x 0,11 (m)	AS332MK1, AS332MK2, AS332MK2+, AS532MK1, AS532MK2, AS532MK2+
332A92143100 Mooring Extension		Device to be fixed on Heavy Weather Mooring Fittings to avoid interference between structure and rope Structure point: c5295 Conceived for helicopter equipped with Jet Dilution and Deviation	I	20-10		8,88 (kg)	0,386 x 0,171 x 0,055 (m)	H225M
703A92030500 Mooring Ring		Titanium ring equipped with specific tip (M24x150) Capacity: 2500 daN in all configurations Conceived for normal and heavy weather Sold by 5 items (or more, depending of the on board kit) Included in on board kit	O	10-00		0,33 (kg)	Diameter 0,04 x 0,14 (m)	AS332, AS365, AS532, AS565, GAZELLE, H155, H225, H225M, SA330
X102P6001101 Under bottom structure fitting kit		Device is used to perform Tie-down of the Super Puma helicopter inside a cargo aircraft.	O/I	32-00	CE	6 (kg)	0,21 x 0,07 x 0,16 (m)	AS332MK1, AS332MK2, AS332MK2+, AS532MK1, AS532MK2, AS532MK2+
332A92530000 Mooring Fittings		Conceived for mooring and aerotransport in A400M	I	53-00		0,917 (kg)	0,066 x 0,04 x 0,088 (m)	H225, H225M
332A91150000 Lock fitting		This fitting is used for gripping a MK1 in the Transoll. This fitting is fixed under the BTP (at the interface used for fast roping). It consists of a screed and 2 rings.	I	07-50		3,2 (kg)	185 x 227 x 95 (mm)	AS332, AS532



Mooring rings <

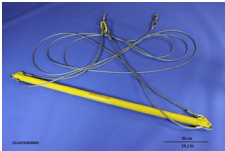
REFERENCE		FEATURES	O / I LEVEL	ATA	LABEL	WEIGHT	SIZE	TYPE APPLICABILITY
703A92031700 Dual Mooring Ring		Device for structure points 3245 or 2480 Conceived for rough weather Thread: M24x150.	I	07-50		0,5 (kg)	0,2 x 0,2 x 0,01 (m)	AS332, AS365, AS366, AS532, AS565, H155, H225, H225M
332A82940011 Lashing Kit		Mooring by wheel axle of the main gear Capacity: 2 500 daN Including: 3 rings whose 1 with pull-back spring	O	07-50		0,345 (kg)	0,14 x 0,065 x 0,035 (m)	H225M
703A92210000 Heavy Weather Mooring Fittings		Device to moor helicopter on platform or boat Conceived for rough weather Steel sheet metal Equipped with 2 straps and shackles Structure point: 6815	O/I	07-50		0,345 (kg)	0,3 x 0,1 x 1 (m)	H225, H225M
332A91210501 Mooring Fittings		Conceived for HERCULES and TRANSALL boarding Structure point: c6815 Welded fittings including: 1 ball joint and 2 mooring lugs	O	07-10	CE	1,3 (kg)	0,22 x 0,12 x 0,08 (m)	AS332, AS532, H225, H225M, SA330



Tow lines <

DESCRIPTION

Devices required to tow the helicopter into the transport aircraft. The device is attached to hardpoints on both sides of the helicopter.

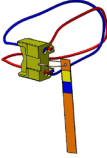


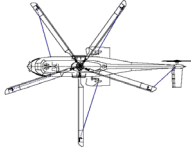
REFERENCE		FEATURES	O / I LEVEL	ATA	LABEL	WEIGHT	SIZE	A/C TYPE APPLICABILITY
332A91003000 De-bogging Kit		Capacity: 2350 daN Towing can be done by the rear or the front Including towing triangle with cables and fuses system	I	09-00		28,5 (kg)	9,5 x 2,12 x 0,1 (m)	AS332, AS532, H225, H225M



Blade folding and Immobilization tools <

DESCRIPTION

Devices necessary to maintain blades in folded up configuration or more generally to immobilize the helicopter when it is parked or moored on ground or navy exploitation.





REFERENCE		FEATURES	O / I LEVEL	ATA	LABEL	WEIGHT	SIZE	A/C TYPE APPLICABILITY
332A92661000 Blades Folding Chock		Device to avoid blades turning and damages Including: 4 chocks, jacket and sandows	I	66-10		1,152 (kg)	0,345 x 0,07 x 0,075 (m)	H225, H225M
332A92119203 5 Blades Folding Kit		Device to immobilize blades on tail boom Wind strength: up to 60 kts Including: 5 poles, 1 guiding pole, 3 blocking rods, upper stops chocks, 1 bag and 2 extractors	O/I	53-50				H225, H225M
332A92127001 Tail Blades Immobilization		Steel locking chocks equipped with strap and pennant Conceived for camp or transportation	O/I	64-10		0,3 (kg)	0,3 x 0,02 x 0,08 (m)	AS332, H225, H225M
332A92119101 Main Blades Immobilization Device		Wind strength: up to 60 kts Including: 5 NORcO connectors and 1 installation pole	O	62-10				H225, H225M



Blade poles <

DESCRIPTION

Equipment used in order to moor the helicopter by blades and secure it from weather conditions.



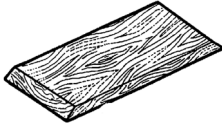
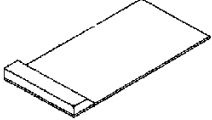
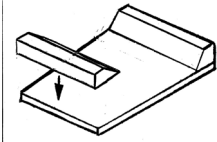
REFERENCE		FEATURES	O / I LEVEL	ATA	LABEL	WEIGHT	SIZE	A/C TYPE APPLICABILITY
332A92119300 Heavy Wind Mooring Poles		Device to immobilize blades Wind strength: up to 80 kts Including: 5 light alloy poles with NORcO caps	0	62-10		50 (kg)		H225, H225M
332A92117800 Main blades immobilization		1 pole in four pieces, 4 standard NORcO bits equipped with a locking system, signal flames and nylon halyards.	0	62-10		7 (kg)	0,9 x 0,3 x 3,2 (m)	H225M
332A92119500 Blade Pole		Device to help installation of blades mooring device Including: 4 tubes and 1 swivel spout	0	62-10		4,6 (kg)	0,776 x 0,122 x 0,107 (m)	H225, H225M
332A92114501 Blade Folding Pole		Device to repack blades or put NORcO caps/hoods Included in on board kit	0	62-10		5 (kg)	3,1 x 0,05 x 0,15 (m)	AS332, AS532, H225, H225M, SA330



Wheel chocks <

DESCRIPTION

Devices placed closely against helicopter wheels to prevent accidental movement.

REFERENCE		FEATURES	O / I LEVEL	ATA	LABEL	WEIGHT	SIZE	A/C TYPE APPLICABILITY
703A91071320 Raising Chock		Device to put under twin wheel which is under main landing gear Conceived for boarding in TRANSALL c160 and HERcULES Concerns helicopters equipped with radar DOPPLER Wooden Chock	I	09-00				AS332, AS532, H225, H225M
703A91071120 Raising Chock		Conceived for boarding in TRANSALL c160 and HERcULES Concerns helicopters equipped with DOPPLER radar Wooden Chock	I	07-50		30 (kg)	2,23 x 0,3 x 0,1 (m)	AS332, AS532, H225, H225M
703A91070721 Raising Chock		Device to put under twin wheel which is under main landing gear Conceived for boarding in HERcULES L100-30 Wooden Chock	O/I	09-00			0,75 x 0,3 x 0,05 (m)	AS332, AS532, H225, H225M, SA330
703A91042500 Wheel Chock		Device for transportation in 707 Wooden chock with sole (AU4G)	I	10-00		8 (kg)	0,4 x 0,2 x 0,045 (m)	AS332, AS365, AS366, AS532, AS565, H130, H155, H225, H225M
703A91042501 Wheel Chock		Device for transportation in truck or FLAT-RACK Material in plywood and wood	I	10-00		8 (kg)	0,4 x 0,2 x 0,045 (m)	AS332, AS365, AS366, AS532, AS565, H155, H225, H225M, SA330

Protections and covers,
blanking for maintenance









Helicopter/Fuselage covers <

DESCRIPTION

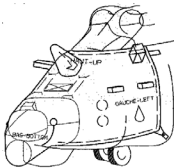




Devices designed to cover and protect the helicopter and fuselage against bad weather conditions or for transport.

REFERENCE	FEATURES	O / I LEVEL	ATA	LABEL	WEIGHT	SIZE	A/C TYPE APPLICABILITY
332A92723100 Electrical Box Air Cooling Cap	 Canvas cap equipped with pennant	O	10-10		0,102 (kg)	0,308 x 0,27 x 0,01 (m)	AS332, AS532, H225, H225M
332A92217005 Fuselage Cover	 Conceived for Flat Rack container or truck transportation Equipped with cable-cutter Nylon canvas cover	I	53-00				AS332, AS532, H225, H225M
332A92540100 Tail Pipe Plug	 Canvas cover with pennant Included in on board kit	I	78-10		0,3 (kg)	0,6 x 0,32 x 0,32 (m)	AS332, AS532, H225, H225M, SA330
332A92581000 Sliding Cowling Cover	 Conceived for cold weather Fleece canvas double side Nylon Interior	I	53-00		4,5 (kg)	3,787 x 3,05 x 0,005 (m)	AS332, AS532, H225, H225M, SA330

Fenestron/Window/Cabin covers <

DESCRIPTION

Devices designed to cover and protect fenestron, windows and/or cabin against bad weather conditions or for transport.



REFERENCE	FEATURES	O / I LEVEL	ATA	LABEL	WEIGHT	SIZE	A/C TYPE APPLICABILITY
332A92250300 Canopy Cover	 Device to protect against environment risks and sand Canvas cover with fixation hooks and sandows Included in on board kit	O	53-10				AS332, AS532, H225M
332A92259100 Cabin Cover	 Canvas cover with fixation hooks Conceived for FLIR CHLIO and front buoyancy	O	53-10		7 (kg)		H225, H225M
332A92257005 Cabin Cover	 Device to protect the cabin during camp Canvas cover with fixation hooks	O	53-10		6,4 (kg)	3,453 x 2,465 x 0,005 (m)	AS332, AS532, H225, H225M
332A92250001 Cabin Cover	 Device to protect cabin during camp Canvas cover with fixation hooks Included in on board kit	O	53-10		5,1 (kg)		AS332, AS532, H225, H225M, SA330
332A92259000 Cabin Cover	 Device to protect the cabin during camp Canvas cover with fixation hooks	O	10-00				H225M



Blade covers (aft/fwd) <

DESCRIPTION

Devices designed to cover and protect blades against bad weather conditions or for transport.

REFERENCE		FEATURES	O / I LEVEL	ATA	LABEL	WEIGHT	SIZE	A/C TYPE APPLICABILITY
332A92319000 Main Rotor Hub/5 Blades Cover		Canvas cover adapted for blade leg including hooks, sandows and hanging straps	I	62-20		1,9 (kg)	2,2 x 1,3 x 0,005 (m)	H225, H225M
332A92127100 Tail Blades Cover		Canvas cover equipped with nylon halyard and pennant	O	53-10		1 (kg)	0,5 x 0,5 x 0,2 (m)	AS332, H225, H225M



Air blanking <

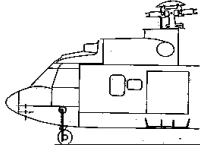

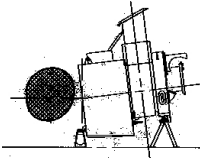


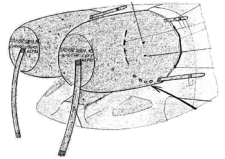

DESCRIPTION

Protections designed for nozzle, turbine and air inlet to prevent against Foreign Object Damages such as sand, dust, snow, etc.

REFERENCE		FEATURES	O / I LEVEL	ATA	LABEL	WEIGHT	SIZE	A/C TYPE APPLICABILITY
332A96540000 Turboshaft Powerplant Air Intake Cap		Canvas cap equipped with pennant	I	71-00		0,1 (kg)	0,351 x 0,349 x 0,054 (m)	AS332, AS532, H225, H225M, SA330
332A92587300 Cowling/Auxiliary Power Unit Air Intake Cap		Canvas cap with straps and pennant	O	10-10		0,1 (kg)	0,425 x 0,255 x 0,016 (m)	AS532, H225, H225M
332A92587000 Auxiliary Power Unit Air Intake Cap		Red canvas with straps and pennant	O	49-00		0,2 (kg)		AS532, H225, H225M
332A96580000 Console Air Intake Cap		Canvas cap with extension and pennant	I	05-00		0,12 (kg)	0,351 x 0,349 x 0,054 (m)	AS332, AS532, H225, H225M
332A92587400 Auxiliary Power Unit Exhaust Nozzle Cap		Red canvas cap with straps and pennant Included in on board kit	O	10-00		0,1 (kg)	0,423 x 0,323 x 0,002 (m)	AS532, H225, H225M
332A92399000 Air Intake Cooling Unit Cap		Red canvas cap with extending fixation Included in on board kit	O/I	10-10				H225, H225M
332A92587500 Auxiliary Power Unit Air Intake Cap		Conceived to protect against sand Red canvas cap with sandows and pennant	O	10-10		0,1 (kg)	0,6 x 0,06 (m)	AS532, H225, H225M
332A92587200 Auxiliary Power Unit Box Fan Cap		Red canvas cap with straps and pennant	I	10-10				AS532, H225, H225M





Air blanking <

REFERENCE		FEATURES	O / I LEVEL	ATA	LABEL	WEIGHT	SIZE	TYPE APPLICABILITY
332A92723000 Cockpit Air Cooling Cap		Conceived for helicopter equipped with emergency buoyancy Device for the left side, under the co-pilot floor Red canvas with elastic sandow and pennant	I	10-10		0,2 (kg)		AS332, H225, H225M
X210P6001101 AC Cover		Device is used to protect EcS grid during H/C parking or storage.	O	21-00		0,1 (kg)	0,4 x 0,4 x 0,02 (m)	H225, H225M
332A92587100 Auxiliary Power Unit Air Outlet Cap		Red canvas with straps and pennant	O	10-10		0,1 (kg)		AS532, H225, H225M
332A92673201 Invertor Cap		Device to protect the electrical box air inlet Orange foam covered cap with pennant Included in on board kit	O/I	10-10		0,1 (kg)	0,2 x 0,09 x 0,12 (m)	H225, H225M
332A92580600 Air Intake Cover		Device for air inlet equipped with conical grating Canvas cover with hooks and pennant Included in on board kit	I	71-60		2,2 (kg)	1,738 x 1,382 x 0,001 (m)	AS332, AS532, H225, H225M
332A92580100 Multi-purpose Air Intake Cover		Canvas socks with hooks and pennant	O	10-10		1,46 (kg)		AS332, AS532, H225, H225M, SA330
332A92587600 Flange Cooling Cap		Red canvas cap with sandows and pennant Included in on board kit	O	10-10		0,1 (kg)		AS332, H225, H225M
332A92251500 Frost Prob Protection Device		Including: 2 elastomer caps and pennant	I	34-10		0,05 (kg)	0,05 x 0,05 x 0,02 (m)	AS332, AS365, AS532
332A92580700 Multi-purpose Air Intake Cover		Device for air inlet equipped with grating Canvas cover with hooks and pennant Included in on board kit	O	10-10		1 (kg)	1,9 x 0,8 x 0,1 (m)	AS332, AS532, H225, H225M



Air blanking <



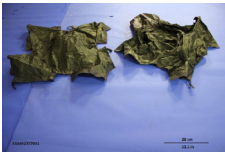


REFERENCE		FEATURES	O / I LEVEL	ATA	LABEL	WEIGHT	SIZE	TYPE APPLICABILITY
332A92580900 Electrical Multi- purpose Air Intake Cover		Canvas cover with pennant	I	10-00		3,2 (kg)	1,576 x 1,51 x 0,001 (m)	AS332, AS532, H225, H225M
332A92581501 Turboshaft Powerplant Cowling Cover		Conceived for extreme cold camp Fleece canvas double side Nylon interior	O	10-10		7,6 (kg)	4,4 x 3,5 x 0,005 (m)	AS332, AS532, H225, H225M



Tail Gear Box covers <

DESCRIPTION

Devices designed to cover and protect Tail Gear Box against Foreign Object Damages such as sand, dust, snow, etc.

REFERENCE		FEATURES	O / I LEVEL	ATA	LABEL	WEIGHT	SIZE	A/C TYPE APPLICABILITY
332A92350000 Intermediate Gear Box/Tail Gear Box Cover		Equipped with 6 hanging straps	O	65-20		1,5 (kg)	1,563 x 1,017 x 0,001 (m)	AS332, AS532, H225, H225M, SA330
KA1489 MK1 tail rotor control plate protection		Device is installed on each spider arm of the tail rotor control plate in order to protect it during MRA maintenance phases.	I	64-00		0,4 (kg)	0,4 x 0,4 x 0,1 (m)	AS332MK1, AS532MK1
332A92337001 Tail Rotor Head/Tail Gear Box Cover		Canvas Cover equipped with straps and Velcro zip	O	65-20		3 (kg)	0,05 x 0,05 x 0,05 (m)	AS332, AS532, H225, H225M
332A92241001 Tail Gear Box Front Fairing Cap		Device to protect air intake of Tail Gear Box front fairing Cap with pennant Included in on board kit	O/I	00-30		0,441 (kg)	0,13 x 0,13 x 0,016 (m)	AS332, AS532, H225, H225M
332A96369001 Tail Gear Box Cap		Device to protect the Tail Gear Box and maintain the control rod	I	65-30		0,7 (kg)	0,61 x 0,145 x 0,145 (m)	H225, H225M

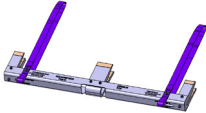


Blade caps

<

DESCRIPTION

Devices enabling to immobilize blades and protect wingtip.

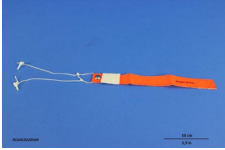

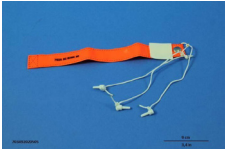


REFERENCE		FEATURES	O / I LEVEL	ATA	LABEL	WEIGHT	SIZE	A/C TYPE APPLICABILITY
<div>332A91621200</div> <div>Main Blades Tabs Cap</div>		Device to protect tabs during blades transportation	I	62-10		4,6 (kg)	0,654 x 0,968 x 0,095 (m)	H225, H225M



Pitot and static blanking <

DESCRIPTION

Devices designed to protect pitot against Foreign Object Damages such as sand, dust, snow, etc.

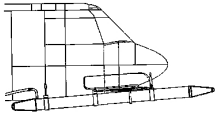
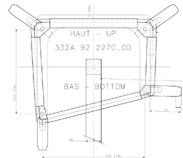



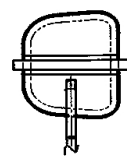
REFERENCE		FEATURES	O / I LEVEL	ATA	LABEL	WEIGHT	SIZE	A/C TYPE APPLICABILITY
703A92020504 Static Port Blanking Cap		Device used during camp Including: 2 Teflon blanking caps equipped pennant	I	34-00		0,016 (kg)	0,295 x 0,035 x 0,007 (m)	AS332, AS350, AS355, AS365, AS365, AS366, AS532, AS550, AS555, AS565, GAZELLE, H130, SA330, SUPER- FRELO
703A92021000 Temperature Probe Blanking Cap		Conceived for probe Crouzet Type 201M Material: Teflon Equipped with pennant	I	34-10		0,22 (kg)	0,098 x 0,062 x 0,031 (m)	AS332, AS355, AS532, AS550, AS555, H225, H225M
703A92020505 Static Port Blanking Cap		Including: 3 blanking caps Material: Teflon Equipped with pennant Included in on board kit	O	34-10		0,1 (kg)	0,6 x 0,003 x 0,01 (m)	AS365, AS565, H155, H175, H225, H225M
703A92020100 Total Static Port Blanking Cap		Device to obturate total static port during camp	O	34-00		0,015 (kg)	0,35 x 0,03 x 0,02 (m)	AS332, AS350, AS355, AS365, AS365, AS366, AS532, AS550, AS555, AS565, EC120, GAZELLE, H130, H155, SA360
703A92610000 Head & Static Pitot Blanking		Canvas cap equipped with pennant	I	10-10		0,03 (kg)	0,205 x 0,091 x 0,048 (m)	AS332, AS532, H225, H225M



Flexible blanking <

DESCRIPTION

Flexible protections used to cover some parts of the helicopter and prevent against shock. It is easy to handle and is adapted to specific parts.






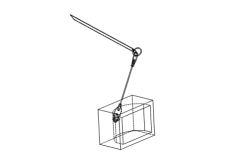


REFERENCE		FEATURES	O / I LEVEL	ATA	LABEL	WEIGHT	SIZE	A/C TYPE APPLICABILITY
332A92520001 Refuelling Probe Cover		Canvas conical cover with fixation sandow and pennant	O/I	10-10		0,2 (kg)		AS532, H225M
332A92227000 Electrical Box Fan Cap		Canvas cap with pennant	I	10-10		0,1 (kg)	0,25 x 0,25 x 0 (m)	AS332, AS532, H225, H225M
332A92541600 Tail Pipe Plug/Jet Deflector Substitute Cap		Red canvas cover equipped with 2 hooks for hanging on tail pipe Included in on board kit	O	10-10		0,29 (kg)	0,5 x 0,35 x 0,1 (m)	AS332, AS532, H225, H225M
X950P2000101 Ladder protection cover am39		Device is used to protect and store the ladder Ec725 during handling and storage phase in bay.	I	95-00		0,85 (kg)	0,53 x 0,39 x 0,14 (m)	H225M
X281P6300101 Fuel jettison exhaust duct blank		This GSE is installed on the end of the common exhaust duct in order to avoid FOD.	O/I	28-10		0,2 (kg)	0,14 x 0,045 x 0,02 (m)	H225M
332A92541500 Tail Pipe Plug		Conceived for helicopter without Jet Dilution and Deviation Red canvas equipped with elastic strap and pennant	I	53-50		0,4 (kg)		AS332, AS532, H225, H225M



Rigid blanking <



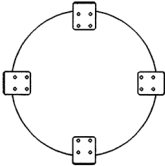
DESCRIPTION

Rigid protections used to cover some parts of the helicopter and prevent against Foreign Object Damages such as sand, dust, snow, shock, etc.

REFERENCE	FEATURES	O / I LEVEL	ATA	LABEL	WEIGHT	SIZE	A/C TYPE APPLICABILITY
332A96329001 Main Gear Box Blanks Kit 	Conceived for Main Gear Box input and output Cover equipped with handling ring	O	63-20		6,03 (kg)	0,315 x 0,322 x 0,126 (m)	H225, H225M
332A92251600 Ice Detector Probe Cap 	Including caps equipped with elastomer hood and pennant	O	10-10		0,11 (kg)	0,121 x 0,044 x 0,037 (m)	AS332, AS532, H225, H225M
332A96324001 Left Hand Accessories Box Blanks Kit 	Including: obturator support and plates	I	63-20		1,1 (kg)	0,523 x 0,304 x 0,07 (m)	AS332, AS532, H225, H225M, SA330
332A96323501 Right Hand Accessories Box Blanks Kit 	Including: obturator support and plates	I	63-20		0,79 (kg)	0,372 x 0,198 x 0,072 (m)	AS332, AS532, H225, H225M, SA330
332A96329501 Epicycloidal Module Blanks Kit 	Including superior and inferior blanking caps	I	63-20		3,58 (kg)	0,562 x 0,562 x 0,178 (m)	H225, H225M
332A92829000 RALM Laser Sensor Cap 	Polyurethane cap equipped with pennant	O	10-10				H225, H225M
332A91250001 Radome Plug 	Device conceived for radome transportation by road, 747 or Hercules Sheet of plywood	I	53-10	CE	3,7 (kg)	0,91 x 0,7 x 0,08 (m)	AS332, AS532, H225, H225M
KA1658 FFMP plug 	Device is used to seal the FFMP when the plug is off in order to prevent FOD.	O	79-00		0,02 (kg)	0,07 x 0,03 x 0,03 (m)	AS332MK2, AS532MK2+



Rigid blanking <

REFERENCE		FEATURES	O / I LEVEL	ATA	LABEL	WEIGHT	SIZE	TYPE APPLICABILITY
332A93380000 Main Gear Box Plate Cap		Plywood obstruction disk equipped with centering chock	I	63-20		1,3 (kg)	0,457 x 0,457 x 0,04 (m)	AS332, AS532, H225, H225M, SA330
703A92021100 Temperature Probe Blanking Cap		Conceived for probe TTPU Material: Teflon Equipped with pennant	O	10-00		0,22 (kg)	0,018 x 0,018 x 0,072 (m)	H155, H225, H225M, SA330
703A92820000 hs 312 Sonar Obturator		Device to obturate floor hole with removed Sonar Consists of light alloy plate with 4 hooks	I	93-00		0,05 (kg)	0,05 x 0,1 (m)	AS332, AS365, AS532, AS565



Portable cranes, slings,
jacks and accessories

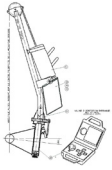

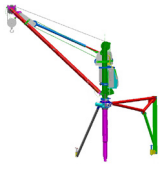
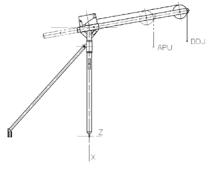





Portable cranes <

DESCRIPTION

Devices enabling to hoist and replace some parts of the helicopter such as engine, blades, Main Rotor Head, Main Gear Box etc in order to conduct maintenance operations safely and easily in various environments.


REFERENCE		FEATURES	O / I LEVEL	ATA	LABEL	WEIGHT	SIZE	A/C TYPE APPLICABILITY
332A91331003 Tail Mechanism Support Beam		Including : 1 welded strut, 1 handles kit, 1 tail adjustment case	I	64-20	CE	25,5 (kg)	0,51 x 0,32 x 1,46 (m)	AS332, AS532, H225, H225M
332A91338103 Tail Mechanism Support Beam		Conceived for composite tail Including : 1 welded strut, 1 handles kit	O	64-20	CE	23 (kg)	0,5 x 0,5 x 1,5 (m)	H225, H225M
332A91309002 Portable Crane		Device to handle helicopter parts such as: engine; Main Gear Box, blades and Main Rotor	O/I	62-10	CE	306 (kg)	2,58 x 0,83 x 6,8 (m)	H225, H225M
332A91542004 Jet Dilution and Deviation/Auxiliary Power Unit Support Beam		Maximum working load: 300 Kg Including: 1 cable (4,8 to 10 m)	O	53-30	CE	35 (kg)	0,5 x 0,2 x 2 (m)	AS332, AS532, H225, H225M
332A91241200 Tail Boom Support Beam		Consists of horizontal support and special sling	O	53-50	CE	28 (kg)	1,6 x 2,2 x 3,75 (m)	AS332, AS532, H225, H225M, SA330



Blade slings <

DESCRIPTION

Devices enabling to remove or install blade easily. The device can be incorporated into a hoisting sling kit.

REFERENCE	FEATURES	O / I LEVEL	ATA	LABEL	WEIGHT	SIZE	A/C TYPE APPLICABILITY
332A91119001 Main Blades Sling 	Device including ring and spring clip	0	62-10	CE	19 (kg)	1,6 x 0,6 x 0,4 (m)	H225, H225M





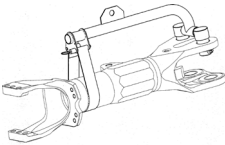
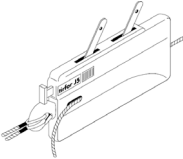
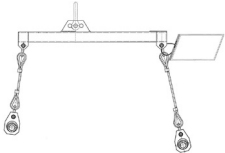

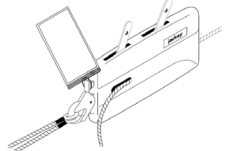
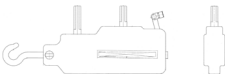

DESCRIPTION

Equipment enabling to hoist different parts of the helicopter to accomplish maintenance tasks.

REFERENCE		FEATURES	O / I LEVEL	ATA	LABEL	WEIGHT	SIZE	A/C TYPE APPLICABILITY
332A91009100 Cargo Sling		Device to hoist the helicopter for boarding	O	14-00	CE	80 (kg)	4,595 x 2,9 x 2,56 (m)	H225, H225M
330A91200003 Tail Boom Hoisting Beam		Capacity: 300 daN Straps for rear and front side	I	53-50	CE	11 (kg)	2,3 x 0,06 x 3,6 (m)	AS532, H225, H225M
332A91338001 Tail Rotor/Tail Gear Box Sling		Capacity: 100daN Conceived for iced or de-iced equipments Including: ring, strap and karabiner	O/I	64-20	CE	1,3 (kg)	0,435 x 0,04 x 0,133 (m)	AS332, AS532, H225, H225M
332A91003101 Air Transport Hoisting Beam		Device for Transall c160 or Hercules c130 boarding Equipped with 2 bolts for mooring fixation	O	07-50	CE	14 (kg)	4 x 2,04 x 0,1 (m)	AS332, AS532, H225, H225M
332A91541101 Auxiliary Power Unit Hoisting Beam		Capacity: 90 daN Including: 3 steel rods and quick links	O	49-00	CE	1,2 (kg)	4,5 x 0,27 x 0,4 (m)	AS532, H225, H225M
332A91319101 Main Rotor Hub/5 Blades Hoisting Device		Maximum working load: 1300 kg	I	62-20	CE	30 (kg)	0,949 x 0,76 x 0,594 (m)	H225, H225M
332A91829400 Bambi Bucket Sling		Rectangular steel tube with 4 cables and a quick link	O	16-00	CE	15 (kg)	0,88 x 0,4 x 0,2 (m)	H225
332A91829300 Fuel Tank/Baggage Box Sling		Conceived for fuel tank 300 l Metallic hoisting beam with 3 recovery straps	O/I	28-00	CE	10 (kg)	1,4 x 0,15 x 0,4 (m)	H225

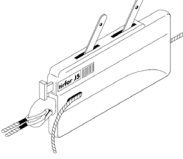


Hoisting <

REFERENCE		FEATURES	O / I LEVEL	ATA	LABEL	WEIGHT	SIZE	TYPE APPLICABILITY
703A049170 Shackle		Device to hoist helicopter parts Shackle Lyre with screwed axle Type GS209	O	30-00	CE	3,09 (kg)	0,142 x 0,068 x 0,19 (m)	H225, H225M
332A91549001 Engine Sling		Conceived for Makila 2A engine Including: 4 ties and hoisting shackle	O/I	72-00	CE	9 (kg)	0,83 x 0,412 x 0,078 (m)	H225, H225M
332A91319201 Sleeve Hoisting Device		Maximum working load: 45 kg Hoisting beam equipped with a ring, strap and 2 broaching systems	I	62-20	CE	4,3 (kg)	0,55 x 0,165 x 0,3 (m)	H225, H225M
703A91021206 Hoisting Device		Device for installation or deposit of constituent element Equipped with cable (8 m) and 1 shackle Maximum working load: 500 kg Type: Trifor J5	O/I	07-30	CE	3,75 (kg)	0,37 x 0,055 x 0,215 (m)	AS332, AS350, AS355, AS532, AS550, AS555, EC120, H225, H225M
703A91024401 hs 312 Sonar Hoist Sling		Device to install and remove Sonar winch Including: 1 hoisting beam, 4 cords and 2 handles	O	93-90	CE	7 (kg)	0,4 x 0,56 x 0,65 (m)	AS332, AS365, AS532, AS565
703A91022301 Standard Hoisting Ring		Device for deposit or installation of de-icing leg Capacity: 340 daN	I	30-00	CE	1 (kg)	0,075 x 0,055 x 0,03 (m)	H155, H225, H225M
703A91021804 Hoisting Tackle Jockey		Device for installation or deposit of constituent element Equipped with 1 cable (10 m) Maximum working load: 300 kg	O	07-30	CE	1,75 (kg)	0,32 x 0,04 x 0,2 (m)	AS332, AS350, AS532, H130, H225M
703A91022400 Portable Manual Hoist		Quick installation No limits for cable length Type: Tractel Tirfor t508d	O	25-00				AS332, AS532, H225, H225M, SUPER-FRELON
521M50 Hoisting Chain		Maximum working load: 0,5 t Maximum volume: 275 mm	O	07-30	CE	6 (kg)	0,13 x 0,125 x 0,3 (m)	AS332, AS350, AS355, AS365, AS532, AS550, AS555, AS565, EC120, H130, H155, H225, H225M, SA330



Hoisting <

REFERENCE		FEATURES	O / I LEVEL	ATA	LABEL	WEIGHT	SIZE	TYPE APPLICABILITY
703A91021204 Hoisting Device		Device for installation or deposit of constituent element Equipped with cable (15 m) and 1 shackle (Diameter 0,1 m) Type: Trifor J5	O/I	07-30	CE	3,75 (kg)	0,37 x 0,055 x 0,215 (m)	H225, H225M



Cable/Strap hoisting <

DESCRIPTION

Equipment enabling to hoist different parts of the helicopter to accomplish maintenance tasks.

REFERENCE		FEATURES	O / I LEVEL	ATA	LABEL	WEIGHT	SIZE	A/C TYPE APPLICABILITY
330A91580503 Multi-purpose Air Intake Sling		Including: 1 ring, 3 straps and hooks	O	71-60	CE	0,65 (kg)	0,19 x 0,11 x 0,1 (m)	AS332, AS532, H225M, SA330
332A91580602 Air Intake Sling		Conceived for air intake 332! Including: ring equipped with 3 straps and hooks	O/I	52-00	CE	0,6 (kg)	1,165 x 0,5 x 1,1 (m)	AS332, AS532, H225, H225M
330A91580008 Sliding Cowling Sling		Maximum working load: 60 kg Including: 3 straps and hooks	O	53-70	CE	3,5 (kg)	0,4 x 0,2 x 0,4 (m)	AS332, AS532, H225, H225M, SA330
703A91021001 Specific Strop		Device to hoist the Main Gear Box Capacity: 2000 daN	I	62-20	CE	7 (kg)	0,78 x 0,05 x 0,05 (m)	AS332, AS350, AS355, AS365, AS366, AS532, AS550, AS555, AS565, EC120, H130, H155, H225, H225M
332A91318000 Swashplate Sling		Device to hoist the swashplate or the simple rotor mast with a specific nut	I	62-20	CE	8 (kg)	0,05 x 0,05 x 1,2 (m)	H225, H225M
332A91827001 Drop Tank Installation		Including a security muffle, 2 pulleys and 2 cords equipped with karabiners	I	28-10	CE	3,5 (kg)	0,5 x 0,15 x 0,15 (m)	AS332, AS532, H225, H225M
703A91024320 Fastener		Device to board the whole helicopter in the ILYUSHIN 76TD Flat strap in polyester Maximum working load: 2 t	I	14-00	CE	1,5 (kg)		AS332, AS532, H225, H225M
332A91541501 Jet Diluaton and Deviation Sling		Including: 1 ring and 2 straps	O	78-60	CE	0,5 (kg)	0,25 x 0,1 x 0,25 (m)	AS332, AS532, H225M




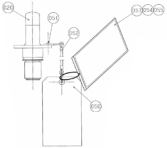




Cable/Strap hoisting <

REFERENCE		FEATURES	O / I LEVEL	ATA	LABEL	WEIGHT	SIZE	TYPE APPLICABILITY
330A91580009 Sliding Cowling Sling		Maximum working load: 60 Kg Suitable with Very High Frequency and Ultra High Frequency antenna Including: ring, 3 straps and hooks	O	53-70	CE	3,5 (kg)	0,4 x 0,2 x 0,4 (m)	AS332, AS532, H225, H225M, SA330
332A91899002 AVCS Sling		Set of straps equipped with ring and Velcro Ribbon	O	18-10	CE	0,5 (kg)	0,26 x 0,08 x 0,26 (m)	H225, H225M
332A93314000 Mast Reversal Sling		Welded frame equipped with hoisting beam with 2 cables	I	62-30	CE	58 (kg)	1,48 x 0,72 x 1,35 (m)	H225, H225M
332A91827103 Dual Hoist Sling		Device used to conduct installation or removal of complete winch assembly Maximum working load: 180 kg Consists of central hoisting beam with 2 straps and a quick link	I	25-00	CE	4 (kg)	1,2 x 0,04 x 0,5 (m)	AS332, AS532, H225, H225M
332A91311101 Main Rotor Hub Dome Sling		Conceived for de-iced Main Rotor Hub Including oval ring, 3 straps and hooks	I	62-20	CE	0,93 (kg)	0,75 x 0,11 x 0,04 (m)	AS332, AS532, H225, H225M



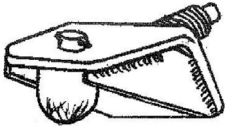

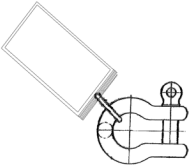

DESCRIPTION

Equipment enabling to lift the helicopter for different maintenance tasks such as landing gear operations, weighing, etc.

REFERENCE	FEATURES	O / I LEVEL	ATA	LABEL	WEIGHT	SIZE	A/C TYPE APPLICABILITY
703A91031500 Telescopic Hydraulic Jack 	Device to hoist the whole helicopter Height minimum: 360 mm Height maximum: 1115 mm Maximum working load: 6 t	O/I	07-10	CE	54 (kg)	0,532 x 0,343 x 0,318 (m)	AS332, AS350, AS355, AS365, AS365, AS366, AS532, AS550, AS555, AS565, EC120, GAZELLE, H130, H155, H175, H225, H225M, SA330, SUPER-FRELON
332A91070000 Eye Bolt 	Device to hoist the helicopter by the front cradle Conceived for transportation in Flat Rack	O/I	07-00	CE	0,6 (kg)	0,08 x 0,05 x 0,005 (m)	AS332, AS532, H225, H225M, SA330
332A91420500 Nose Gear Jack Adapter Pad 	Light alloy lever equipped with a ball joint	I	32-20		4,6 (kg)	0,31 x 0,225 x 0,152 (m)	AS332, AS532, H225, H225M, SA330
332A91410502 Main Landing Gear Jack Adapter Pad 	Steel handle equipped with a ball joint	I	32-10		4,5 (kg)	0,5 x 0,125 x 0,05 (m)	AS332, AS532, H225, H225M
332A93315000 Lifting Nut 	Specific nut for rotor mast with 2 recovery legs machine-welded	I	62-20	CE	4,75 (kg)	0,34 x 0,2 x 0,08 (m)	H225, H225M
RC-256 Hydraulic Jack 	Device to hoist helicopter parts Maximum working load: 23 t	I	07-00	CE	10 (kg)	0,08 x 0,08 x 0,27 (m)	AS332, AS532, H225, H225M
D10890D Anti-Stress Plate 	Including: mobile plate, 2 immobilization jacks and 2 handles Maximum working load: 3 t	I	08-30		29 (kg)	0,7 x 0,5 x 0,11 (m)	ALOUETTE 2, AS332, AS350, AS355, AS365, AS366, AS532, AS550, AS555, AS565, EC120, GAZELLE, H130, H155, H225, H225M, SA330, SA360, SUPER-FRELON



Jacks <

REFERENCE		FEATURES	O / I LEVEL	ATA	LABEL	WEIGHT	SIZE	TYPE APPLICABILITY
332A91210901 Jack Fittings		Device to retract the auxiliary landing gear for boarding Folded sheet with fixing screw (M24 x 1,5) Capacity: 1200daN Structure point: c2480	O	07-10	CE	2 (kg)	0,2 x 0,2 x 0,2 (m)	AS332, AS532, H225, H225M
P5291 Jack		Consists of a tripod jack Capacity: 6 t Minimum Height: 390 mm Maximum Height: 1310 mm	O	07-00	CE	110 (kg)	1,2 x 1,2 x 1,3 (m)	H225, H225M
703A91020901 Intermediate Gear Box Shackle		Device to hoist the Intermediate Gear Box Capacity: 400 daN Shackle Lyre	I	07-30	CE	0,14 (kg)	Diameter 0,1 x 0,05 (m)	AS332, AS532, H225, H225M, SA330
D32AXJ00002G01 Landing Gear Jack		Minimum Height: 165 mm Maximum Height: 500 mm Maximum working load: 5 000 Kg	O	32-00	CE	25 (kg)	0,4 x 0,1 x 0,2 (m)	AS332, AS365, AS366, AS532, AS565, H155, H175, H225, H225M, SA330, SA360, SUPER-FRELON



Hoisting and Jack accessories <


DESCRIPTION

Accessories complementing the maintenance kit for lifting activities.

REFERENCE		FEATURES	O / I LEVEL	ATA	LABEL	WEIGHT	SIZE	A/C TYPE APPLICABILITY
703A91020801 Shackle (33)		Device to hoist the whole helicopter with or without Main Rotor Hub from the Main Main Gear Box cover Operating load: 5000daN	O	07-50	CE	4,16 (kg)	0,2 x 0,16 x 0,07 (m)	AS332, AS365, AS366, AS532, AS565, GAZELLE, H155, SA330, SUPER-FRELON
703A91030500 Jacking Pad		Device to hoist the helicopter with 3 jacks 4 jacking pads required for lifting operation Ball bearing with thread M24 X 150 Spherical radius: 12,7 Included in on-board Kit Capacity: 4900 daN	O/I	07-00	CE	0,2 (kg)	0,05 x 0,03 x 0,03 (m)	AS332, AS365C, AS532, H175, H225, H225M, SA330, SA360
703A92002000 Rope Guide		Device to hoist the whole helicopter or mechanical parts Nylon rope Snap hook adapted to sling	O/I	62-10		0,6 (kg)	Diameter 0,08 x 9 (m)	AS332, AS365, AS366, AS532, AS565, EC120, H155, H225, H225M, SA330, SUPER-FRELON
332A91327201 Planet Gear Module Hoisting		Maximum working load: 20 kg	I	63-20	CE	2,5 (kg)	0,186 x 0,186 x 0,18 (m)	AS332, AS532, H225, H225M
332A91329301 Epicycloidal Module Installation		Metallic body with ring	I	63-20	CE	4,5 (kg)	0,304 x 0,304 x 0,358 (m)	H225, H225M
703A91022701 Helicopter Shackle		Device to hoist the whole helicopter by the Main Gear Box, mast deposited Maximum working load: 7,1 t Shackle Lyre	O	07-30	CE	6,9 (kg)	Diameter 0,4 x 0,2 (m)	H225, H225M
703A91020701 Main Gear Box Shackle		Device to hoist the Main Gear Box Capacity: 2000 daN Shackle Lyre	O/I	63-20	CE	1,25 (kg)	Diameter 0,2 x 0,14 (m)	AS332, AS532, EC120, H225, H225M, SA330
332A95210000 Stabilizing Jacking Device		Device to be mounted on front mooring fittings Telescopic jacking device Steel material equipped with adjustment screws	O/I	07-10		8 (kg)	1,076 x 0,304 x 0,108 (m)	AS332, AS532, H225, H225M, SA330



Hoisting and Jack accessories <




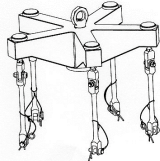
REFERENCE		FEATURES	O / I LEVEL	ATA	LABEL	WEIGHT	SIZE	TYPE APPLICABILITY
703A91021205 Hoisting Device		Device for installation or deposit of constituent element Equipped with cable (15 m) and 1 quick link (Diameter 12) Maximum working load: 500 kg Type: Trifor J5	O/I	07-30	CE	3,75 (kg)	0,37 x 0,055 x 0,215 (m)	AS332, AS365, AS532, AS565, H155, H225, H225M



Hoisting covers <

DESCRIPTION

Devices designed to hoist various parts of the helicopter or the whole helicopter.

REFERENCE	FEATURES	O / I LEVEL	ATA	LABEL	WEIGHT	SIZE	A/C TYPE APPLICABILITY
332A91319401 Upper Stops Support Hoisting Cover	 <p>Maximum working load: 330 kg Aluminium cover with hoisting ring and 3 fixation screws</p>	O/I	62-20	CE	9 (kg)	0,284 x 0,284 x 0,04 (m)	H225, H225M
332A91329000 Main Gear Box Sling	 <p>Maximum working load: 7 t</p>	I	63-20	CE	6,5 (kg)	0,5 x 0,2 x 0,5 (m)	H225, H225M
332A91329101 Main Gear Box Hoisting Cover	 <p>Aluminium cover equipped with hoisting ring, fixation screws 2 hoisting configurations</p>	I	63-20	CE	9 (kg)	0,302 x 0,302 x 0,05 (m)	H225, H225M
332A91009000 Helicopter Hoisting Device	 <p>Device conceived to hoist the whole helicopter Capacity: 13440 daN</p>	O/I	62-20	CE	50 (kg)	0,9 x 0,9 x 0,95 (m)	H225, H225M



Stands, platforms,
jigs and trolleys

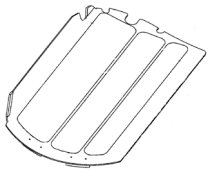






Servicing platforms <

DESCRIPTION

Devices enabling to get access to some parts of the helicopter in order to ensure proper maintenance.


REFERENCE		FEATURES	O / I LEVEL	ATA	LABEL	WEIGHT	SIZE	A/C TYPE APPLICABILITY
332A95581600 Turboshaft Powerplant Cowling Servicing Platform		Light alloy sheet metal with riveted reinforcement equipped with positioning chock, locking bolt and non-slip system	I	10-00		2 (kg)	0,69 x 0,36 x 0,12 (m)	AS332, AS532, H225, H225M
703A95030000 Servicing Platform		Conceived for mechanical floor and vertical stabilizer Consists of foldable platform Light alloy 2 height possible: 1,2 or 1,6 m Maximum working load: 200 kg	I	53-30		37 (kg)	1,554 x 0,908 x 0,349 (m)	AS332, AS350, AS355, AS365, AS532, AS550, AS555, AS565, EC120, H130, H155, H225, H225M
332A95247000 Tail Boom Servicing Platform		Consists of 4 plywood benches	I	53-50		17,2 (kg)	0,762 x 0,392 x 0,195 (m)	AS332, AS532, H225, H225M



Servicing trolleys <

DESCRIPTION

Devices enabling to move some equipments of the helicopter such as FLIR in order to ensure proper maintenance.

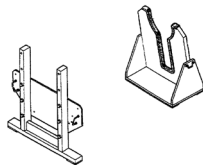






REFERENCE		FEATURES	O / I LEVEL	ATA	LABEL	WEIGHT	SIZE	A/C TYPE APPLICABILITY
332A91621000 5 Main Blades Trolley		Equipped with hoisting and mooring ring Conceived for aerotransport	I	62-10		599 (kg)	8,14 x 1,856 x 1,856 (m)	H225, H225M
X940P1000101 HIEWS pod support		Device is used to support POD's DIRcM HIEWS during its installation/removal procedure in order to avoid any contact of the DIRcM with the floor.	I	94-00		30 (kg)	0,991 x 0,44 x 1,065 (m)	H225M
97300E-11-0027-00 Handling Trolley		Device to conduct repairs on main blades (large sizes) Consists of elevator trolley Wheel support adjustable in length and height	I	62-10				AS332, AS532, H225, H225M, SA330
332A91827200 Dual Hoist Support		Device for deposit of dual hoist on the ground in stretched out position Welded steel jig with 3 recovery points Including: 3 wheels with disk brakes	I	07-50		65,55 (kg)	2,15 x 1,44 x 0,5 (m)	AS332, AS532, H225, H225M
332A91622000 Main Rotor Hub Trolley		Consists of telescopic arm Including jacks for resting position, towing/mooring rings Conceived for aerotransport	O/I	62-20		253 (kg)	1,85 x 1,85 x 0,883 (m)	H225, H225M



Support and Servicing assy <

DESCRIPTION

Devices enabling to maintain some parts of the helicopter, in order to ensure proper maintenance.

REFERENCE		FEATURES	O / I LEVEL	ATA	LABEL	WEIGHT	SIZE	A/C TYPE APPLICABILITY
332A91247500 Shop Tail Boom Jig		Including: rear and front jigs	O/I	10-00	CE	45 (kg)	1,1 x 0,81 x 0,6 (m)	AS332, AS532, H225, H225M
332A91829000 De-icing Tube Wooden Case		Including: straps and handles	I	30-60		16 (kg)	1,8 x 0,4 x 0,4 (m)	H225, H225M
332A91312201 Jockey Wheel		Device used to convert a support/ jig to trolley Welded mechanical assembly equipped with a swivelling wheel Conceived for aerotransport	O/I	62-20		12 (kg)	0,4 x 0,14 x 0,45 (m)	AS332, AS532, H225, H225M, SA330
332A91319001 Main Rotor Hub/Mast Support		Metallic device with recovery points for container Equipped with screws, rings and nuts	I	62-20		64,05 (kg)	1,43 x 1,43 x 0,59 (m)	H225, H225M
332A91520000 Nose Probe Support		Including: 2 wooden supports, straps, buckle fasteners and 2 plastic caps	I	53-10			0,7 x 0,2 (m)	AS532, H225M
332A91340501 Tail Gear Box Support		Device to maintain the Tail Gear Box during aerotransport Wooden Support	I	65-20		0,25 (kg)	0,145 x 0,125 x 0,091 (m)	AS332, AS532, H225, H225M, SA330
332A93319300 Damper Support		Device to maintain drag damper in horizontal position to verify oil level Steel sole equipped with locating pin	I	62-20		3,66 (kg)	0,43 x 0,1 x 0,11 (m)	H225, H225M
330A96110000 Main Blades Cradle		Conceived to support 2 blades Wooden and felt support	I	62-10		6,8 (kg)	0,5 x 0,4 x 0,39 (m)	AS332, AS532, H225, H225M, SA330



Support and Servicing assy <

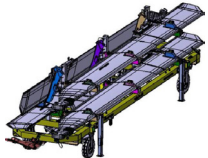
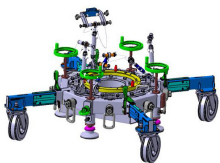
REFERENCE		FEATURES	O / I LEVEL	ATA	LABEL	WEIGHT	SIZE	TYPE APPLICABILITY
332A91330102 Tail Gear Box/Tail Rotor Stand		Conceived for shop or container transportation Metallic stand	I	65-20		15,5 (kg)	0,925 x 0,48 x 0,37 (m)	AS332, AS532, H225, H225M, SA330
332A91320200 Main Gear Box Stand		Metallic stand with recovery points for container Equipped with wheels	I	63-20		51 (kg)	0,967 x 0,932 x 0,313 (m)	AS332, AS532, H225, H225M, SA330
332A91350100 Intermediate Gear Box Stand		Conceived for shop or container transportation Tubular frame with recovery spool for container	I	65-30		2,5 (kg)	0,39 x 0,3 x 0,13 (m)	AS332, AS532, H225, H225M, SA330
703A91060500 hs 312 Sonar Jig		Device to store and fix the Sonar removed Including a metallic frame with support plates and handles	I	93-00		20 (kg)	0,384 x 1,106 (m)	AS332, AS365, AS532, AS565
332A91541600 Jet Deflector Support		Conceived for storage in shop Welded set	I	78-60		29 (kg)	1,796 x 0,777 x 0,95 (m)	AS332, AS532, H225, H225M



Trolleys for transport <

DESCRIPTION

Devices enabling to maintain different parts of the helicopter during the shipping (air, sea, road, etc).

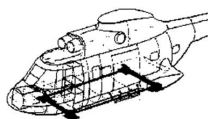
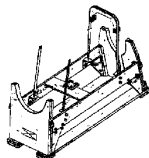
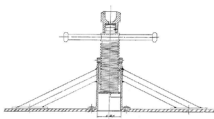
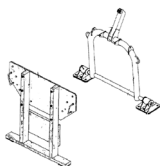
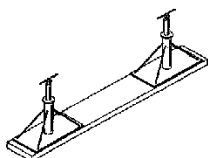
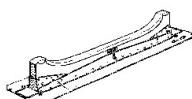
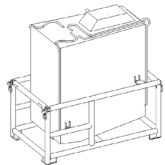
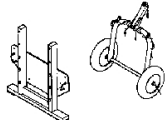
REFERENCE		FEATURES	O / I LEVEL	ATA	LABEL	WEIGHT	SIZE	A/C TYPE APPLICABILITY
332A91621500 Main blades support		This GSE is a support which permits Super Puma Mk1 main blades aero transportation in A400M	O/I	62-10		610 (kg)	8,1 x 1,88 x 1,9 (m)	AS332MK1, AS532MK1
332A91622100 MRH support base		This GSE is a support which permits Super Puma Mk1 MRH aero transportation in A400M.	O/I	62-20		270 (kg)	1,5 x 1,4 x 0,97 (m)	AS332MK1, AS532MK1



Stands and Jigs for transport <

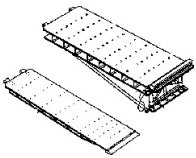

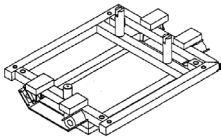
DESCRIPTION

Devices enabling to maintain different parts of the helicopter during the shipping (air, sea, road, etc).

REFERENCE		FEATURES	O / I LEVEL	ATA	LABEL	WEIGHT	SIZE	A/C TYPE APPLICABILITY
332A91211002 Fuselage Jig		Conceived for 747 or truck boarding Including: 1 front cradle, 1 rear cradle, 2 link struts, 4 handling devices	I	07-00			2,66 x 0,85 x 0,45 (m)	AS332, AS532, H225, H225M, SA330
332A91241500 Tail Boom Jig		Conceived for transportation in Boeing 747 Including metallic straps system	I	53-50	CE	112 (kg)	2,3 x 0,8 x 1,1 (m)	AS332, AS532, H225, H225M, SA330
330A91018102 Fuselage Support		Conceived for boarding by truck or rail Hydraulic cylinder with screw on metallic support	I	07-10	CE	9 (kg)	0,4 x 0,23 x 1 (m)	AS332, AS532, H225, H225M, SA330
332A91247200 Tail Boom Jig		Device including jig and trolley Conceived for maritime transportation	I	53-50	CE	35 (kg)	1,1 x 0,8 x 0,5 (m)	AS332, AS532, H225, H225M
332A91211500 Helicopter Transportation Jig		Conceived for transportation without blades Beyond 15 days 1 wooden stand	I	07-00		40 (kg)	1,84 x 0,32 x 0,8 (m)	AS332, AS532, H225, H225M, SA330
330A91017501 Front Fuselage Cradle		Conceived for boarding by truck, train or cargo-plane Wooden cradle Metallic support with adjustment corners	I	53-10			2,2 x 0,6 x 0,32 (m)	H225, H225M
332A91829200 Tank Support		Device used as a protection support for aerotransport Conceived for tank with capacity: 1000 l	I	28-00			1,65 x 0,96 x 0,8 (m)	AS532, H225M
332A91247000 Tail Boom Jig		Device including jig and trolley Conceived for transportation such as Belfast container Transportation without blades	I	53-50	CE	36 (kg)	1,1 x 0,8 x 0,5 (m)	AS332, AS532, H225, H225M



Stands and Jigs for transport <



REFERENCE		FEATURES	O / I LEVEL	ATA	LABEL	WEIGHT	SIZE	TYPE APPLICABILITY
330A91420502 Nose Landing Gear Leg		Conceived for Transall boarding Used to support nose gear to access to a launch ramp Metallic Floor	I	32-20			1,52 x 0,55 x 0,26 (m)	AS332, AS532, H225, H225M, SA330
332A91325000 Main Gear Box Stand		Wooden stand Device conceived for Hercules or maritime transportation	I	63-20		45 (kg)	1,2 x 1,05 x 0,26 (m)	AS332, AS532, H225, H225M, SA330
M140801 Auxiliary Power Unit Transport Device		Device used to transport Auxiliary Power Unit SAPHIR 20 Consists of 2 metallic jigs and interfaces with rubber damper	I	49-00			0,78 x 0,58 x 0,23 (m)	AS532, H225, H225M



Ladders <

DESCRIPTION

Climbing equipment designed to easily access to upper deck, tail boom, horizontal stabiliser and tail rotor pylon.

REFERENCE	FEATURES	O / I LEVEL	ATA	LABEL	WEIGHT	SIZE	A/C TYPE APPLICABILITY
332A95008402 VIP Access Ladder	 Ladder with fixations for structure, removable support and footboard Including : security strap Breakable in 4 pieces Included in on board kit	O/I	53-10		7 (kg)	0,825 x 0,365 x 0,278 (m)	AS332, AS532, H225, H225M
332A95008002 Access Ladder	 Ladder with fixations for structure, removable support and footboard Including: security strap Included in on board kit	O/I	53-10		7 (kg)		AS332, AS532, H225, H225M



Access ramps <

DESCRIPTION

Equipment conceived to load the helicopter into a cargo compartment for helicopter shipment.

REFERENCE		FEATURES	O / I LEVEL	ATA	LABEL	WEIGHT	SIZE	A/C TYPE APPLICABILITY
703A91070100 Ramp Extension Chock		Consists of chock articulated in 2 parts Material: Dural Conceived for Antonov boarding	I	14-00		21 (kg)	2,6 x 0,3 x 0,1 (m)	AS332, AS350, AS355, AS365, AS365, AS366, AS532, AS550, AS555, AS565, EC120, H155, H175, H225, H225M, SA330
703A91070421 Ramp Extension Chock		Device placed under Hercules ramps Consists of wooden chock	I	07-00		20 (kg)	0,06 x 0,3 x 1,4 (m)	AS332, AS365, AS532, AS565, SA330
703A91071500 Launching Ramp		Conceived for Iliouchine Il-76 boarding Wooden Ramp	I	07-00				AS332, AS532, H225, H225M
703A91070320 Raising Chock		Device placed under Hercules ramps Consists of wooden chock	I	07-00		9 (kg)	0,1 x 0,3 x 1 (m)	AS332, AS365, AS532, AS565, SA330
703A91070001 Launching Ramp		Conceived for Transall boarding Metallic ramp with adaptation hooks Capacity: 2000 daN	O/I	14-00		58 (kg)	2,5 x 0,55 x 0,105 (m)	AS332, AS355, AS532, AS555, H225, H225M, SA330

Infrastructure






Mobile shelters <

DESCRIPTION

Equipment required to protect the staff and material during maintenance tasks.

REFERENCE	FEATURES	O / I LEVEL	ATA	LABEL	WEIGHT	SIZE	A/C TYPE APPLICABILITY
MRO Container Mobile Maintenance, Repair and Overhaul (MRO) Unit	 <p>Mobile and autonomous container workshop enabling mechanics, electrics and composite operations remotely or in complement to local facilities. Operated using an electric generator - making it entirely autonomous. Equipped with dedicated tools (drill, press, folding machine) / air conditioning / scaffolding access / optional crane. This container has been designed by the company toutenkamion and can be adapted according to specific needs.</p>	O/I	05-00			5,8 x 2,5 x 2,5 (m)	AS332, AS532, H225, H225M

Containers and Cases


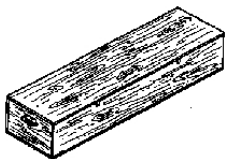






Wooden cases for blade <

DESCRIPTION

Specific cases designed to transport blade safely.

REFERENCE	FEATURES	O / I LEVEL	ATA	LABEL	WEIGHT	SIZE	A/C TYPE APPLICABILITY
330A96120503 Tail Rotor Blades Case 	Conceived for Transall or Hercules boarding Including a cushion system	I	64-10		24,55 (kg)	1,377 x 0,445 x 0,316 (m)	AS332, AS532, H225, H225M
332A91127502 4 Tail Blades Case 	Conceived for de-iced or iced blades Including a cushion system	I	07-50			2,035 x 0,6 x 0,38 (m)	AS332, AS532, H225, H225M
332A91119200 2 Main Blades Case 	Conceived for maritime or terrestrial transportation Including a cushion system	I	07-50		223 (kg)	7,4 x 7,3 x 6,1 (m)	H225, H225M
332A91119100 1 Main Blade Case 	Conceived for maritime or terrestrial transportation Including a cushion system	I	62-10		105 (kg)	7,45 x 0,73 x 0,42 (m)	H225, H225M



Cases for Main/Tail Rotor Head/Main/Tail Gear Box <


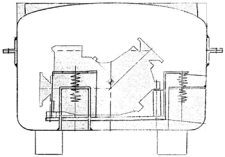
DESCRIPTION

Specific cases designed to store or transport safely the Main Rotor Head, Tail Rotor Head, Main Gear Box, Tail Gear Box etc.

REFERENCE		FEATURES	O / I LEVEL	ATA	LABEL	WEIGHT	SIZE	A/C TYPE APPLICABILITY
332A91317200 Drag Damper Wooden Case		Device to store and transport drag damper after oil level adjustment Conceived for 2 dampers Including a reversal control witness	I	62-20		9 (kg)	0,51 x 0,35 x 0,55 (m)	AS332, AS532, H225, H225M
SOFTAIR78806 Air Conditioner Case		Device to transport air conditioner system	I	21-00				AS332, AS532, H225, H225M, SA330
332A96331500 Tail Gear Box/Tail Rotor Drive Wooden Case		Device to transport the Tail Gear Box and Tail Rotor Drive by air, sea, road Storage up to 1 year Type c3r1 Including an internal protection	I	65-20		90 (kg)	1,4 x 0,85 x 1,1 (m)	AS332, AS532, H225, H225M, SA330
332A96348001 Drive Shaft Wooden Container		Hermetic container including an internal fixation system Capacity storage: 1 year Reusable 10 times	I	65-20		10 (kg)	1,32 x 0,3 x 0,037 (m)	AS332, AS532, H225, H225M
332A96348101 Drive Shaft Metallic Container		Hermetic container including an internal fixation system Capacity storage: 1 year Reusable	I	65-20		15 (kg)	1,42 x 0,36 x 0,28 (m)	AS332, AS532, H225, H225M
ARZ-510264 Bambi Bucket Wooden Case		Case to transport bambi bucket, tank and foaming system	I	25-90			2,015 x 1,3 x 1,05 (m)	H225, H225M
332A96900000 Storage Case		Device to store cabin anti-crash seats and removable horizontal stabilizer	I	10-00				H225, H225M
332A96340105 Drive Shaft Wooden Case		Wooden hermetic case including an internal fixation system	I	65-10		14,94 (kg)	1,4 x 0,25 x 0,32 (m)	AS332, AS532, H225, H225M, SA330



Cases for Main/Tail Rotor Head/Main/Tail Gear Box <

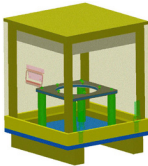

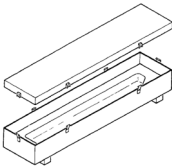
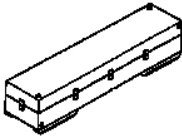
REFERENCE		FEATURES	O / I LEVEL	ATA	LABEL	WEIGHT	SIZE	TYPE APPLICABILITY
332A96340100 Drive Shaft Wooden Case		Wooden hermetic case including an internal fixation system Conceived for turboshaft powerplant equipped with pawl	I	65-10		14,94 (kg)	1,4 x 0,25 x 0,32 (m)	AS332, AS532, H225, H225M, SA330
332A96350000 Intermediate Gear Box Metallic Container		Long-term storage Enabling pressurization	I	65-30				AS332, AS532, H225, H225M



Containers for blade <

DESCRIPTION

Specific containers designed for long-term storage or to transport blade safely.

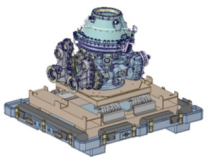
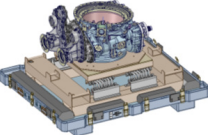






REFERENCE		FEATURES	O / I LEVEL	ATA	LABEL	WEIGHT	SIZE	A/C TYPE APPLICABILITY
332A96313000 Upper Stops Support Wooden Container		Including a cushion system	I	07-00			0,53 x 0,53 x 0,65 (m)	H225, H225M
332A96128000 1 Blade Wooden Container		Hermetic container type a3r05 including a cushion system Storage time capacity: 6 months Reusable 10 time	I	64-10		30 (kg)	1,675 x 0,4 x 0,406 (m)	AS332, AS532, H225, H225M
332A96121000 1 Blade Light Alloy Container		Light alloy hermetic container including a cushion system Container for transportation by air/ sea or road Storage time capacity: 1 year Reusable	I	64-10		18 (kg)	1,42 x 0,37 x 0,25 (m)	AS332, AS532, H225, H225M, SA330
332A96119000 1 Blade Metallic Container		Container type a3r0,5	I	64-10				H225, H225M
332A96128100 1 Blade Metallic Container		Hermetic container type 1a3r05 including a cushion system Storage time capacity: 6 months Reusable 10 time	I	57-00		50 (kg)	1,675 x 0,4 x 0,406 (m)	AS332, AS532, H225, H225M



Containers for Main/Tail Rotor Head/Main/Tail Gear Box <



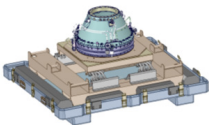
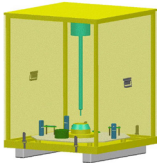
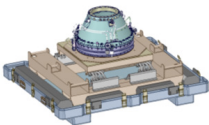
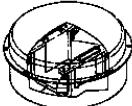
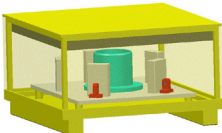
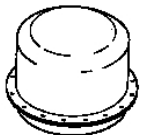
DESCRIPTION

Specific containers designed for long-term storage or to transport in hermetic conditions Main Rotor Head, Tail Rotor Head, Main Gear Box or Tail Gear Box, etc.

REFERENCE		FEATURES	O / I LEVEL	ATA	LABEL	WEIGHT	SIZE	A/C TYPE APPLICABILITY
X632P6001101 MGB SP framework		It is a support for MGB transportation	I	63-20		200 (kg)	1,4 x 1,6 x 0,6 (m)	AS332, AS532, H225, H225M
X632P6002101 Main Module SP Framework		It is a support for Main Module transportation	I	63-20		200 (kg)	1,6 x 1,4 x 0,6 (m)	AS332, AS532, H225, H225M
X632P6000101 K2/K2+ planet gears container x8		It is a container for K2/K2+ planet gears container x8 transportation	I	63-20				AS332MK2, AS332MK2+, AS532MK2, AS532MK2+
X632P6018101 Epi module sp k1 container		It is a container for Epi module SP MK1 transportaion	I	63-20		390 (kg)	1,6 x 1,4 x 1,2 (m)	AS332, AS532
X632P6012101 Epi module sp mk2/ mk2+ container		It is a container for Epi module SP MK2/MK2+ transportaion	I	63-20		390 (kg)	1,6 x 1,4 x 1,2 (m)	AS332, AS532, H225, H225M
X632P6011101 Main module SP container		It is a container for Main Module transportation	I	63-20		470 (kg)	1,6 x 1,4 x 1,2 (m)	AS332, AS532, H225, H225M
X632P6010101 MGB SP container		It is a container for MGB transportation	I	63-20		650 (kg)	1,6 x 1,4 x 1,6 (m)	AS332, AS532, H225, H225M
X632P6000111 K2/K2+ planet gears container x1		It is a container for K2/K2+ planet gears container x81 transportation	I	63-20				AS332MK2, AS332MK2+, AS532MK2, AS532MK2+



Containers for Main/Tail Rotor Head/Main/Tail Gear Box <

REFERENCE		FEATURES	O / I LEVEL	ATA	LABEL	WEIGHT	SIZE	TYPE APPLICABILITY
X653P6001101 IGB SUPER PUMA CONTAINER		This GSE is used for the transportation of a Intermediate Gear Box for SP Helicopter.	I	65-30		61 (kg)	1 x 0,8 x 0,9 (m)	AS332MK1, AS332MK2, AS532MK1, AS532MK2, AS532MK2+
X652P6202101 TGB SP K2/K2+/KUH CONTAINER		This GSE is used for the transportation of a Tail Gear Box for SP Helicopter.	I	65-20		72 (kg)	1,4 x 0,85 x 0,9 (m)	AS332MK2, AS532MK2, AS532MK2+
X632P6003101 Epi module sp k2/k2+ framework		It is a support for K2/K2+ Epi Module transportation	I	63-20		200 (kg)		AS332, AS532, H225, H225M
8814087000 Turboshaft Powerplant Metallic Container Casing		Casing pressurizable	I	71-00		120 (kg)	2,47 x 0,97 x 0,99 (m)	AS332, AS532, H225, H225M, SA330
332A96313500 Rotor Mast Wooden Container		Including an internal fixation system	I	62-20		30 (kg)	1,08 x 1,08 x 1,43 (m)	H225, H225M
X632P6009101 Epi module sp k1 framework		It is a support for K1 Epi Module transportation	I	63-20		200 (kg)	1,4 x 1,4 x 0,6 (m)	AS332, AS532
332A96751000 Automatic Pilot Unit Metallic Container		Container type c3r3 including an internal fixation system Long-term storage capacity Reusable	I	07-00		96 (kg)	0,86 x 0,61 (m)	AS332, AS532, H225, H225M, SA330
332A96313300 Swashplate Wooden Container		Including a cushion system	I	62-20			1,12 x 1,12 x 0,65 (m)	H225, H225M
332A96357000 Intermediate Gear Box Metallic Container		Container type c3r3 including an internal fixation system Pressurizable Reusable Long-term storage	I	65-30		70 (kg)	0,6 x 0,6 x 0,54 (m)	AS332, AS532, H225, H225M, SA330



Containers for Main/Tail Rotor Head/Main/Tail Gear Box <

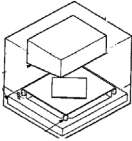
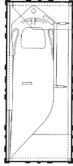

REFERENCE		FEATURES	O / I LEVEL	ATA	LABEL	WEIGHT	SIZE	TYPE APPLICABILITY
332A96337000 Tail Gear Box/Tail Rotor Drive Metallic Container		Device for transportation or long time storage Type c3r3 Pressurizable Including an internal protection	I	65-20		280 (kg)	1,45 x 0,95 x 1,03 (m)	AS332, AS532, H225, H225M, SA330
332A96319200 Main Rotor Hub Wooden Container		Hermetic container type c3r1 including an internal fixation system	I	62-20		353,8 (kg)	2,4 x 2,4 x 1,77 (m)	H225, H225M
332A96329300 Main Gear Box Wooden Container		Hermetic case type c3r1 including an internal fixation system	I	63-20		56,9 (kg)	0,772 x 0,771 x 0,042 (m)	H225, H225M
8391001 Auxiliary Power Unit Metallic Container		Hermetic container conceived for Saphir 20 Including a cushion system Reusable Storage time: 1 year	I	49-00				AS532, AS532, H225, H225M
332A96351500 Intermediate Gear Box Wooden Container		Case type c3r1 including an internal fixation system Reusable 10 times	I	65-30			0,65 x 0,695 x 0,5 (m)	AS332, AS532, H225, H225M, SA330
332A963300 Tail Gear Box/ Tail Rotor Metallic Container		Long-term storage	I	63-20				AS332, AS532, H225, H225M
332A96318000 Shock Absorber Wooden Container		Container type c3r1 including an internal fixation system	I	07-00				AS332, AS532, H225, H225M
332A96751101 Automatic Pilot Unit Wooden Container		Hermetic container type c3r1 including an internal fixation system Storage capacity: 1 year Reusable 10 times	I	07-00		40,3 (kg)	0,86 x 0,59 x 0,59 (m)	AS332, AS532, H225, H225M, SA330



Containers for air transport <

DESCRIPTION

Specific containers designed for air transport.

REFERENCE		FEATURES	O / I LEVEL	ATA	LABEL	WEIGHT	SIZE	A/C TYPE APPLICABILITY
332A96321505 Main Module Wooden Case		Conceived for transportation by air, sea and road Hermetic case type c3r16116 including an internal fixation system Storage time capacity: 1 year	I	63-20		95 (kg)	1,28 x 1,13 x 1,13 (m)	AS332, AS532, H225, H225M, SA330
332A91541700 Jet Dilution and Deviation Wooden Case		Conceived for airtransport	I	07-00		35 (kg)	2,6 x 1,1 x 0,78 (m)	AS332, AS532, H225, H225M
332A96940100 M3M Container		Box for transporting the supplementary plate of the M3M machine-gun carrier + ammunition rack and socket ejection tube.	O	94-00		73 (kg)	0,96 x 0,71 x 0,91 (m)	AS532, H225M



Safety and security
equipment

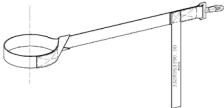




Control and Security systems <

DESCRIPTION

Systems enabling to keep helicopter under surveillance and being notified of any threats.

REFERENCE		FEATURES	O / I LEVEL	ATA	LABEL	WEIGHT	SIZE	A/C TYPE APPLICABILITY
332A95339000 Security Strap		Strap equipped with hook and pennant Conceived for Tail Rotor operations	O/I	64-20		1 (kg)	1,5 x 0,1 x 0,04 (m)	AS332, AS532, H225, H225M

Extractors, guides and
calibrated wrenches





Simple extracting or installing tools <

DESCRIPTION

Simple tools designed to facilitate extraction or installation of various parts of the helicopter.

REFERENCE		FEATURES	O / I LEVEL	ATA	LABEL	WEIGHT	SIZE	A/C TYPE APPLICABILITY
330A93341002 Intermediate and Main Gear Box Seal Exchange		Extractor with recovery screw	I	65-10		1,2 (kg)	Diameter 0,1 x 0,1 (m)	AS332, AS532, H225, H225M, SA330
332A93314600 Ring Hafting		Device for hafting of mast bearing cage Cylindric aluminium tube with cover	I	62-20	CE	10,4 (kg)	0,25 x 0,25 x 0,345 (m)	H225, H225M
332A93321500 Tail Gear Box Seal Holder Exchange		Welded canvas support equipped with 3 claws of extraction and screw pusher	I	63-20		1,85 (kg)	0,129 x 0,113 x 0,106 (m)	AS332, AS532, H225, H225M, SA330
332A93387100 Main Gear Box Upper Axle Hafting		Threaded steel tie-bolt equipped with press and support washer	I	63-20		1,6 (kg)	0,22 x 0,084 x 0,04 (m)	AS332, AS532, H225, H225M
332A93368700 Control Rod Bearings Hafting		Including: 1 support, 1 tube	I	65-20		0,5 (kg)	0,492 x 0,032 x 0,032 (m)	AS332, AS532, H225, H225M
332A93320900 Power Take-off Seal Holder Exchange		Sheet metal body equipped with 3 traction threaded rods and 1 screw pusher	I	63-20		1,1 (kg)	0,144 x 0,125 x 0,125 (m)	AS332, AS532, H225, H225M, SA330
332A93320000 Alternator Seal Holder Exchange		Including: 3 claw bell equipped with screw pusher	I	63-20		0,6 (kg)	0,086 x 0,073 x 0,073 (m)	AS332, AS532, H225, H225M, SA330
332A93369300 Seal Chip Detector Exchange		Steel locating rod equipped locating washer and nut	I	65-20		0,8 (kg)	0,217 x 0,072 x 0,072 (m)	AS332, AS532, H225, H225M



Simple extracting or installing tools <

REFERENCE		FEATURES	O / I LEVEL	ATA	LABEL	WEIGHT	SIZE	TYPE APPLICABILITY
332A93314700 Seal Hafting Tool		Device to set up the lift casing seal Including: 2 aluminium flanges and 1 steel recovery plate with extraction screw	I	62-20		23 (kg)	0,38 x 0,38 x 0,53 (m)	H225, H225M
332A93323500 Nut Brake Hafting		Aluminium cylindric body equipped with plastic guide	I	62-20		0,31 (kg)	0,08 x 0,08 x 0,0552 (m)	AS332, AS532, H225, H225M
332A93369200 Gasket Hafting Tool		Steel cup equipped with axle and nut	I	65-20		0,6 (kg)	0,088 x 0,052 x 0,052 (m)	AS332, AS532, H225, H225M
332A93312701 Lock Washer Hafting Tool		Light alloy spigot and tappet	I	63-20		0,8 (kg)	0,141 x 0,141 x 0,065 (m)	AS332, AS532, H225, H225M, SA330
332A93314400 Bearing Hafting Tool		Aluminium material Including: 1 pusher and 1 stand	I	62-20		3,9 (kg)	0,3 x 0,3 x 0,235 (m)	H225, H225M
332A93368101 Oil Deflector Exchange		Including: 1 bell, 1 special screw, 1 extraction nut	I	65-20		2,5 (kg)	0,13 x 0,13 x 0,13 (m)	H225, H225M
332A93369100 Chip Detector Exchange		Steel extraction rod equipped with locating washer and nut	I	65-20		0,7 (kg)	0,191 x 0,083 x 0,083 (m)	AS332, AS532, H225, H225M
332A93314500 Housing Hafting Tool		Aluminium material Cylindrical tube with cover	I	62-20		12,5 (kg)	0,2 x 0,2 x 0,4 (m)	H225, H225M
332A93322501 Hafting Brake Nut		Claws of extraction with special screw	I	63-20		2 (kg)	0,135 x 0,076 x 0,076 (m)	AS332, AS532, H225, H225M, SA330



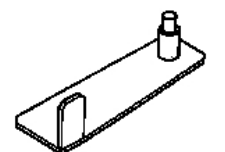





Simple extracting or installing tools <

REFERENCE		FEATURES	O / I LEVEL	ATA	LABEL	WEIGHT	SIZE	TYPE APPLICABILITY
332A93323303 Conical Pinion Brake Exchange		Claw with 2 stubs whose 1 is mobile equipped with screw and 1 is locating device	I	63-20		1,125 (kg)	0,11 x 0,11 x 0,069 (m)	AS332, AS532, H225, H225M
GM1064257 Cartridge Puller		Device for deposit of fuel pump Testfuchs of canister	I	28-20				AS332, AS532, H225, H225M
332A93360020 Tail Gear Box Seal Stud Exchange		Cylindric and metallic pusher with shelf and flange	I	65-20		0,85 (kg)	0,104 x 0,104 x 0,053 (m)	AS332, AS532, H225, H225M, SA330
332A93320520 Lock Washer Pusher		Metallic pusher with flange	I	63-20		0,09 (kg)	0,042 x 0,038 x 0,038 (m)	AS332, AS532, H225, H225M, SA330
332A93421920 Castellated Wrench		Including: 4 steel teeth with square drive	I	65-00				AS332, AS532, H225, H225M
332A93323900 Carter Washer Bonding		Consists of threaded and knurled axle 2 aluminium cups	I	63-10		0,157 (kg)	0,055 x 0,055 x 0,09 (m)	AS332, AS532, H225, H225M
332A93340101 Tail Rotor Drive Shaft Bearing Exchange		Steel pusher with eccentric support points	I	65-10		2,12 (kg)	0,125 x 0,09 x 0,025 (m)	AS332, AS532, H225, H225M, SA330
332A93323801 Magnetic Seal Holder Exchange		Bell used with guide and centering screw	I	63-20		0,45 (kg)	0,08 x 0,08 x 0,08 (m)	AS332, AS532, H225, H225M
332A93323701 Nut Brake Exchange		Support bell used with a pusher, obturator, pressure screw, cap, spanner and 4 fixation screws	I	63-20		2,33 (kg)	0,129 x 0,1 x 0,195 (m)	AS332, AS532, H225, H225M




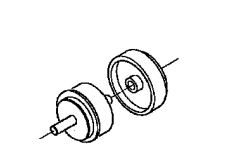







Simple extracting or installing tools <

REFERENCE		FEATURES	O / I LEVEL	ATA	LABEL	WEIGHT	SIZE	TYPE APPLICABILITY
332A93318320 Damper Locating Pin		Folded sheet	I	63-20		0,2 (kg)	0,088 x 0,036 x 0,018 (m)	AS332, AS532, H225, H225M
332A93321600 Tail Gear Box Seal Exchange		Saddle and metallic pusher	I	63-20		0,48 (kg)	0,12 x 0,12 x 0,015 (m)	AS332, AS532, H225, H225M, SA330
332A93369000 Chip Detector Hafting Tool		Light alloy centring pin equipped with locating rod and stud	I	65-20		1,2 (kg)	0,33 x 0,069 x 0,069 (m)	AS332, AS532, H225, H225M
332A93118200 External Ring Box Exchange		Steel pusher with support stand	I	62-10		0,8 (kg)	0,13 x 0,005 x 0,005 (m)	AS332, AS532, H225, H225M
332A93338000 Tail Blades Strut Exchange		Including a locating screw	O	64-10		1,47 (kg)	0,422 x 0,04 x 0,04 (m)	AS332, AS532, H225, H225M
330A93340300 Intermediate Gearbox Seal Exchange		Support cup and metallic thruster	I	65-30		2 (kg)	Diameter 0,05 x 0,1 (m)	AS332, AS350, AS355, AS365, AS532, AS550, AS555, AS565, H130, H155, H225, H225M, SA330
332A93320100 Seal Holder Tool		Including: flange support and stepped pusher	I	63-20		1 (kg)	0,055 x 0,053 x 0,053 (m)	AS332, AS532, H225, H225M, SA330
332A93421200 Auxiliary Landing Gear Tyre Exchange		Including: 2 wrenches, 1 false fuse	I	32-40		1,55 (kg)	0,224 x 0,07 x 0,061 (m)	AS332, AS532, H225, H225M
703A93021320 m14 Centering Shell		Device to haft hanging axis of Main Gear Box on mast casing Consists of steel ogive with internal thread (M14x1,5)	I	65-00		0,12 (kg)	0,02 x 0,04 (m)	AS332, AS365, AS366, AS532, AS565, H155, SA330




Simple extracting or installing tools <

REFERENCE		FEATURES	O / I LEVEL	ATA	LABEL	WEIGHT	SIZE	TYPE APPLICABILITY
703A93020620 Centering Thimble		Device used as a guide	I	67-00		0,2 (kg)	0,02 x 0,02 x 0,05 (m)	ALOUETTE, AS332, AS350, AS355, AS532, AS550, AS555, EC120, GAZELLE, H130, H155, H225, H225M, SA330
332A93324100 Alternator & Pump Seal Hafting		Flange equipped with pusher	O/I	63-20		1,87 (kg)	0,183 x 0,15 x 0,1 (m)	AS332, AS532, H225, H225M, SA330
332A93324000 Fan Seal Holder Hafting		Including: 1 guide, 1 cup, 1 knurled nut	O/I	63-20		0,83 (kg)	0,08 x 0,08 x 0,075 (m)	AS332, AS532, H225, H225M, SA330
332A93368000 Tail Gear Box Seal Exchange		Including: 1 stand, 1 punch	I	65-20		0,8 (kg)	0,1 x 0,1 x 0,12 (m)	AS332, AS532, H225, H225M
332A93421500 Landing Gear Tooling Set		Including: wrench, chock, gauge etc.	I	65-00		5,7 (kg)	0,125 x 0,12 x 0,09 (m)	AS332, AS532, H225, H225M
332A93321800 Horsepower Seal Exchange		Drift and support	I	63-20		2 (kg)	0,1 x 0,1 x 0,0375 (m)	AS332, AS532, H225, H225M, SA330
332A93340300 Ball Bearing Cage Exchange		Cylindric support	I	65-10		3,2 (kg)	0,149 x 0,149 x 0,095 (m)	AS332, AS532, H225, H225M, SA330
332A93360400 Tail Gear Box Seal Holder Exchange		Extraction at servo rod side	I	65-20		2,5 (kg)	0,135 x 0,095 x 0,095 (m)	AS332, AS532, H225, H225M, SA330
332A93320700 Fan Seal Holder Extractor		Including support point and 3 screw grip	I	63-20		1,1 (kg)	0,103 x 0,094 x 0,073 (m)	AS332, AS532, H225, H225M, SA330


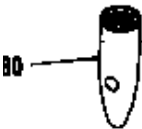

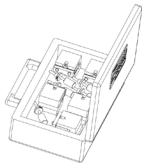







Simple extracting or installing tools <

REFERENCE		FEATURES	O / I LEVEL	ATA	LABEL	WEIGHT	SIZE	TYPE APPLICABILITY
332A93341001 Shaft Bearing Exchange		Device for extraction of shaft bearing of tail rotor drive	I	65-10		3,7 (kg)	0,13 x 0,09 x 0,25 (m)	AS332, AS532, H225, H225M, SA330
332A93361020 Tail Gear Box Oil Indicator Exchange		Threaded sleeve with steel cap	I	65-20		0,4 (kg)	0,1 x 0,038 x 0,038 (m)	AS332, AS532, H225, H225M, SA330
332A93320800 Alternator Seal Exchange		Light alloy stand and pusher	I	63-20		0,31 (kg)	0,09 x 0,09 x 0,02 (m)	AS332, AS532, H225, H225M, SA330
332A93321700 Horsepower Seal Hafting		Screw hafting equipped with bobbin	I	63-20		1,7 (kg)	0,109 x 0,109 x 0,08 (m)	AS332, AS532, H225, H225M, SA330
332A93314200 Seal Extractor		Including: 1 fixed star, 1 movable one and 1 screw extraction	I	62-20		1,2 (kg)	0,273 x 0,219 x 0,107 (m)	H225, H225M
KA1201 Satcom antenna guide		Device is used for installation / removal of the antenna	I	23-10		0,4 (kg)	0,2 x 0,12 x 0,03 (m)	H225M
332A93322421 Main Gear Box Dowel		Steel ogive with threaded and crack for screwdriver	I	63-20		0,03 (kg)	0,05 x 0,01 x 0,01 (m)	AS332, AS532, H225, H225M, SA330
X280P1001101 Twist fuel pipe installation tool		Device is used for fuel pipe maintenance and for the installation of the new fuel pipe	I			0,2 (kg)	0,162 x 0,115 x 0,074 (m)	H225, H225M
332A93319000 Mast Operation Protection Guide		Centring pin Stored into a suitcase	O	63-10		10 (kg)	0,326 x 0,275 x 0,054 (m)	H225, H225M





Simple extracting or installing tools <

REFERENCE		FEATURES	O / I LEVEL	ATA	LABEL	WEIGHT	SIZE	TYPE APPLICABILITY
330A93341200 Bearings Installation Device		Metallic support and thruster	I	62-10		1,15 (kg)	Diameter 0,1 x 0,1 (m)	AS332, AS532, H225, H225M, SA330
703A93021020 Centering Thimble		Device to haft maintaining axle of main landing gear on landing flare m8x125 Steel warhead	I	65-00				AS332, AS532, H225M
703A93020420 Centering Thimble		Device to lock or unlock the post TRA 6031 Diameter M10 - 12 with unblocking device	I	63-30		0,02 (kg)	0,0545 x 0,012 x 0,012 (m)	ALOUETTE 2, AS332, AS365, AS366, AS532, AS565, GAZELLE, H155, H225, H225M, SA330, SUPER-FRELON
332A98870100 Spacers		Thespacers are used for alignment before trimming window	I	52-00		0,7 (kg)	0,08 x 0,6 x 0,6 (m)	AS332MK1, AS332MK2, AS332MK2+, AS532MK1, AS532MK2, AS532MK2+
332A93340500 Shaft Bearing Axle Assembly Tool		Cylindric device with welded flange	I	65-10		0,5 (kg)	0,099 x 0,057 x 0,057 (m)	AS332, AS532, H225, H225M, SA330
332A92140800 BLADE PIN EXTRACTOR		Part of Blade folding kit 332A92119203	O/I	62-10				H225
KA6420 Transparencies' seal mounting kit		This kit is composed of 4 parts : - A straight spatula in Teflon material with round head - A bent spatula in Teflon material - A pipe cutter to cut seal and keys - A guide for keys with wire guides at the dimension of keys	I	56-20		1 (kg)		AS332, AS532, H225, H225M
332A93368500 Bearings Exchange		Including: 1 support slab, 1 threaded rod, 1 bell	I	65-20		1,5 (kg)	0,385 x 0,175 x 0,175 (m)	AS332, AS532, H225, H225M
332A93368301 Brake Nut Exchange		Including: 1 knurled bell, 1 special screw	I	65-20		2 (kg)	0,06 x 0,11 x 0,06 (m)	H225, H225M



Simple extracting or installing tools <

REFERENCE		FEATURES	O / I LEVEL	ATA	LABEL	WEIGHT	SIZE	TYPE APPLICABILITY
332A93368601 Control Rod Bearings Exchange		Including: 1 bell equipped, 1 screw, 1 pusher	I	65-20		2,5 (kg)	0,07 x 0,28 x 0,07 (m)	H225, H225M
332A93322900 Lock Nut Extractor		Including: guide threaded for support and guide for extraction	I	63-20		0,3 (kg)	0,093 x 0,05 x 0,05 (m)	AS332, AS532, H225, H225M, SA330
332A93314100 Lift Casing/Mast Extractor		Steel tooling composed with 2 half-puddles, 1 ring and 1 lifting cover	I	62-30	CE	38 (kg)	0,308 x 0,308 x 0,66 (m)	H225, H225M
332A93411000 Main Landing Gear Spindle Extractor		Including: 1 centering device, 1 special extraction screw	I	65-00		7,05 (kg)	0,509 x 0,11 x 0,11 (m)	AS332, AS532, H225, H225M
332A92142600 Blade Pin Exchange		Cylindric and plastic bar	I	62-10		0,57 (kg)	0,05 x 0,05 x 0,37 (m)	H225, H225M
332A93320400 Fan Clamp Exchange		Sheet metal body equipped with 3 pulling nuts and screw pusher	I	63-20		0,5 (kg)	0,1 x 0,09 x 0,06 (m)	AS332, AS532, H225, H225M, SA330
332A93630100 Conical Wheel Plug Extractor		Conceived for Main Gear Box	I	63-20		0,94 (kg)	0,603 x 0,041 x 0,041 (m)	H225, H225M
332A93329000 Servo-control Axle Exchange		Support small bridge in steel equipped with extraction screw	I	67-30		0,24 (kg)	0,086 x 0,032 x 0,03 (m)	H225, H225M
332A93387000 Main Gear Box Axle Bar Exchange		Threaded steel tie-bolt equipped with bell and support washer	I	63-20		0,3 (kg)	0,132 x 0,036 x 0,036 (m)	AS332, AS532, H225, H225M



Simple extracting or installing tools <

REFERENCE		FEATURES	O / I LEVEL	ATA	LABEL	WEIGHT	SIZE	TYPE APPLICABILITY
332A93314300 Outer Race Extractor		Including: 1 aluminium extractor and 1 aluminium baseplate	I	62-20		1,2 (kg)	0,306 x 0,306 x 0,32 (m)	H225, H225M
332A93319200 Damper Axle Exchange		Metallic piece with threaded axle used as extractor	I	62-20		0,9 (kg)	0,2 x 0,06 x 0,06 (m)	H225, H225M
332A93630001 Main Gear Box Lubrication Jet Exchange		Constituted with axle with claw allowing to be on one jet throat	O	63-30		0,6 (kg)	0,22 x 0,033 x 0,033 (m)	AS332, AS532, H225, H225M



Complex/Calibrated extracting or installing tools <

DESCRIPTION

Elaborated tools designed to facilitate extraction or installation of parts of the helicopter with defined measurement or calibration value.

REFERENCE		FEATURES	O / I LEVEL	ATA	LABEL	WEIGHT	SIZE	A/C TYPE APPLICABILITY
703A94610000 Calibration Check Wrench		Device to perform dynamic balancing of rotating main/rear rotors Device to fix and check calibration of racks ARINC 600	I	91-00	CE	0,9 (kg)	0,23 x 0,21 x 0,075 (m)	AS332, AS532, H225, H225M
703A93750001 Automatic Pilot Seal Exchange		Stored into a suitcase Including: 8 accessories to conduct exchange	I	22-10		1 (kg)	0,33 x 0,32 x 0,08 (m)	AS332, AS532, H225, H225M, SA330
703A93030000 Bearing Exchange		Device to exchange the internal bearing of servo-control shaft Including: 2 arms and 1 central screw	I	65-20		0,3 (kg)	0,165 x 0,135 x 0,03 (m)	AS332, AS365, AS366, AS532, AS565, H155, H225, H225M, SA330
4802 332A82324101 Upper fitting setting tool(pre MOD 0726394)		Device is used to set right upper fitting	I	53-20				AS332MK1, AS332MK2, AS332MK2+, AS532MK1, AS532MK2, AS532MK2+
332A93369500 Tail Gear Box Tightening Shur-lock Nut Kit		Including: 1 lock wrench, 1 notch wrench	I	64-20		0,58 (kg)	0,25 x 0,25 x 0,5 (m)	AS332, AS532, H225, H225M



Testing, measurement and
maintenance tools, benches





Connectors, cables, electrical and IT adaptors <




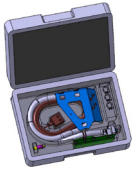
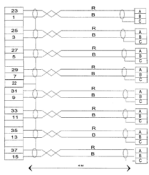



DESCRIPTION

Electrical cables and associated interfaces enabling to conduct several kind of tests with flexibility.

REFERENCE		FEATURES	O / I LEVEL	ATA	LABEL	WEIGHT	SIZE	A/C TYPE APPLICABILITY
703a97633902 EMU Cabling Set		Including: 4 cables (PMT connection cable, real time connection cable, M'ARMS/VPU cable and AS332 adaptor cable)		45-00				AS332, AS365, AS532
703A92820100 Sonar Squib Shunt Plug		Device to secure accidental trigger of cable shears squibs Equipped with pennant	I	XX-XX				AS332, AS365, AS532, AS565
C2205KG7A5 Electrical Converter 110/220V		Device to transform 110V to 220V and 220V to 110V Including: 1 box with electrical connection cord 500W	O	24-40	CE	19 (kg)	0,31 x 0,21 x 0,25 (m)	AS332, AS350, AS355, AS365, AS532, AS550, AS555, AS565, EC120, EC635, H130, H135, H155, H225, H225M, SA330
703A97671305 ctp6 Beacon Squib Cable		Device to measure under low voltage ctp600 (Adelt) beacon squib resistance Consists of electrical cable equipped with specific connector		95-00			0,045 x 0,082 (m)	AS332, AS365, AS532, AS565
703A97670600 Hoist Squib Cable Test		Device to measure squib resistance Consists of electrical cabling enabling connection of miliohmimeter to hoist squib	I	25-60	CE	0,08312 (kg)	0,73 x 0,006 x 0,006 (m)	AS332, AS350, AS355, AS365, AS365, AS366, AS532, AS550, AS555, AS565, H130, H155
703A97671500 Global Navigation System-x Test Shunt Plug		Device to test on ground Global Navigation System-X installation Consists of electrical connector with a shunt		34-00			0,2 x 0,45 (m)	AS332, AS365, AS565, EC155
STN0412001 Oil Removal Device		Consists of specific connection for Intermediate/Tail Gear Box enabling oil removal by magnetic cap	I	65-10				AS332, AS532, H225, H225M, SA330
703A97671600 MDAU Acquisition Cable		Device used for MDAU acquisition between boarded equipments and laptop Including: 1 cable, 1 box and 4 plugs (Part of 703-A-KMFDAU00)		45-40		1,5 (kg)		AS332, AS532, EC225, EC725




Connectors, cables, electrical and IT adaptors <

REFERENCE		FEATURES	O / I LEVEL	ATA	LABEL	WEIGHT	SIZE	TYPE APPLICABILITY
703A97633932 CMT & Vibrato Arms Cable		Consists of cable cMT & vibrato M'ARMS/VPU	I	45-00		0,34 (kg)	0,08 x 0,08 x 0,06 (m)	AS332, AS365, EC155
332A97670900 Air Conditioning Card (Y5) Extension		Device consisting of extension with rack including a connector (NAFI 4x25 pts) in order to swerve air conditioning card Y5	I	21-60				EC225
703A97684300 VPU Maintenance Cable		Device to unload vibratory analysis Consists of 1 VPU bundle, 1 connector 552 vc, 1 connector SUB-d9 and 1 box enabling reset/reprogramming and connection to PC	I	45-00		0,36 (kg)	0,078 x 0,075 x 0,049 (m)	EC225
332A97340300 Switches Adaptors Auxitrol		Device to adapt cabling Reversing of terminal 1 and 3 following AMS53-028	I	63-20		1 (kg)	0,31 x 0,27 x 0,11 (m)	H225, H225M
332A97900000 P2.4 Valve Test Kit		Device to test opening and closing of solenoid valve of P2.4 circuit in order to make sure air system and emergency spraying have a proper functioning	O	63-20		4 (kg)	0,55 x 0,46 x 0,175 (m)	H225, H225M
332A97677000 Ifds/Arinc 429 Connection Cable		Device to check data circulating on Arinc 429 bus and conduct a diagnostic Including: 1 cable (length: 4 m) and 2 plugs	I	45-10		0,5 (kg)	Diameter 0,1 x 0,4 (m)	AS332, AS532, EC225, EC725
703A97684200 MFDAU Maintenance Cable		Device used to connect PC (in connection with RS232) to MFDAU/FDR function Connection cable with 2 plugs SUB-D9 et 1 plug 552 Vc	I	45-00		0,33 (kg)	2,567 x 0,007 x 0,007 (m)	EC225
332A97340510 Failure Code Unloading Cable		Device used to unload failure code		xx-xx				EC225, EC725
332A94829100 Emergency Spraying Connectors		Suitcase including 3 connectors to perform test on emergency spraying	O	63-00			0,235 x 0,17 x 0,08 (m)	H225, H225M



Connectors, cables, electrical and IT adaptors <


REFERENCE		FEATURES	O / I LEVEL	ATA	LABEL	WEIGHT	SIZE	TYPE APPLICABILITY
703a97672100 Hoist Cartridge Power Cable		Device to measure hoist cartridge resistance under weak current Consists of electrical cabling to link milliohmmeter with hoist cartridge		xx-xx		0,07 (kg)	0,63 x 0,003 x 0,003 (m)	AS332, AS532, EC225, EC725



Cutoff boxes <

DESCRIPTION

Electrical test equipment enabling to support integration testing, expedite maintenance and to streamline the troubleshooting process on the system and subsystem by simplifying the access to test signals.

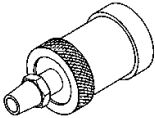
REFERENCE	FEATURES	O / I LEVEL	ATA	LABEL	WEIGHT	SIZE	A/C TYPE APPLICABILITY
On Request Cutoff Box 	Cutoff box is used to split an electric multicable line into several compound connectors. It is designed to streamline the wiring system of electronic devices and to simplify troubleshooting problems. It is customized according to Helicopter configuratio	O/I	XX-XX				ALOUETTE, AS332, AS350, AS355, AS365, AS366, AS532, AS550, AS555, AS565, EC120, EC130, EC135, EC145, EC155, EC225, EC635, EC725, GAZELLE, H135, H145, H145M, H160, H175, SA330, SA360, SUPER-FRELON



Air Data Test Sets <

DESCRIPTION

Automated pitot and static testers designed to conduct troubleshooting or functional tests on the helicopter.

REFERENCE		FEATURES	O / I LEVEL	ATA	LABEL	WEIGHT	SIZE	A/C TYPE APPLICABILITY
39500 Anemometric Verification Sleeve		Sleeve for the junction of pipe (4x8) on total pressure port	O/I	34-11				AS332, AS365, AS366, AS532, AS565, EC120, EC155, GAZELLE, SA360



Electrical test cases <

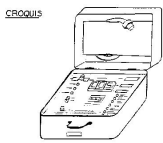



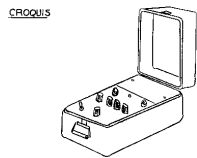
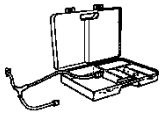

DESCRIPTION

Devices designed for monitoring or generating command and signal.

REFERENCE	FEATURES	O / I LEVEL	ATA	LABEL	WEIGHT	SIZE	A/C TYPE APPLICABILITY
703A97720200 Tanks Installation Test 	Device to test fixed parts of tanks (300L) Including: 1 box and 2 cables		28-00				EC225
332A97670701 Power Distribution Unit Scan Kit 	Device to analyze failures of de-icing system Stored into a suitcase Including: 1 harness, 1 shunt, 1 CD driver express card, 1 CD software scan Power Distribution Unit, 1 module express card Arinc	I	30-00	CE			EC225, EC725
20001931 Zero Volt Tester Kit 	Including: 1 digital multi-meter, cables, 1 handle Allen Key (ZVT fastener)		99-00				EC725
332A97670601 Double Threshold Test Box 	Device to simulate the pressure transmitter of rescue lubrication system of Main Gear Box Stored into a suitcase Including: 1 box and cables		63-00	CE	2,5 (kg)	0,376 x 0,263 x 0,152 (m)	AS332, AS532, EC225, EC725
332A97640000 Infrared Detector 	Device to perform on ground tests after installation of infrared light Including: infrared detector, 1 push-button, 1 led, 1 battery (9V)	I	33-40			0,112 x 0,063 x 0,03 (m)	AS332, AS532, H225, H225M
703A97670905 Cartridge Floatation Gear Switch 	Including: electrical cable, switch and specific connectors	I	95-60	CE	0,15 (kg)	0,098 x 0,076 x 0,059 (m)	AS332, AS350, AS355, AS365, AS366, AS532, AS550, AS555, AS565, EC120, EC130, EC155, EC225, EC725
9319SI1 Arinc 429/5 Simulator 	Device to simulate exchange between helicopter equipments and calculators	I	45-40	CE	0,8 (kg)	0,215 x 0,082 x 0,045 (m)	AS332, AS532, H225, H225M
703a94681500 Compensation System 	Device to perform compensation of magnetic or gyromagnetic compass Including: 1 central Sigma 30 and specific cables		34-00	CE			AS332, AS365, AS532, AS565, EC225, EC725



Electrical test cases <

REFERENCE	FEATURES	O / I LEVEL	ATA	LABEL	WEIGHT	SIZE	TYPE APPLICABILITY
703A97660500 MK46 False Torpedo Box	Consists of a box to check the electrical circuit of MK46 torpedo launcher Equipped with light and connector to replace the torpedo		94-00	CE		0,045 x 0,082 (m)	AS332, AS365, AS532, AS565
MER81-30-01 Alarms Test Case	 Device to check proper functioning of alarms Including 2 cables		31-10				AS332, AS532, EC225, EC725, SA330
332A97670405 Fire Extinguisher Test Box	 Suitcase including: 1 cable equipped of cutoff plug (P1) Maximum length: 10 m		26-20	CE	8 (kg)	0,5 x 0,4 x 0,3 (m)	AS332, AS532, EC225, EC725
332A97610201 Ground Flight Simulator	 Consists of box including switch with 2 positions and 1 indicator		32-10		2,36 (kg)	0,165 x 0,112 x 0,079 (m)	EC225, EC725
703A97671105 Beacon Squib Selector	Device to measure squibs impedance Consists of electrical cable and switch equipped with specific connector Specific for distress beacon signal squibs LEIGH cP1113 or winch squibs BREEZE		25-60			0,442 x 0,332 (m)	AS332, AS365, AS532, AS565, EC155, SA330
332A97670100 Landing Gear Circuit Test Box	 Device to check sensors status of the landing gear during dynamic test and simulate these sensors to identify potential failures Including cabling	I	32-10		15 (kg)	0,5 x 0,4 x 0,3 (m)	AS332, AS532, H225, H225M
ECE300ZT01Y01 Torque Test Case	 Device to verify torque measure chain by substituting to transmitter Including: 1 electronic box and connection cable	I	XX-XX				AS332, AS532, EC225, EC725
CEL84-22-10-00 Radio-Altimeter Simulation Test Suitcase	 Device to simulate altitude data delivered by the radio-altimeter AHV8 and is necessary for the Automatic-Pilot test Including: 1 electronic box, 1 extension (Y shape)		22-10				AS332, AS365, AS365, AS532, AS565
332A97900500 Main Gear Box Crack Check	 Device to check potential cracks on vertical wheel shaft welded to Main Gear Box Articulated cane with ultrasound sensor and guiding tubes	I	63-20		2,41 (kg)	0,81 x 0,27 x 0,11 (m)	H225, H225M




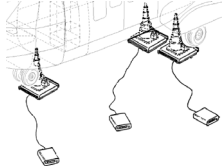


Electrical test cases <

REFERENCE		FEATURES	O / I LEVEL	ATA	LABEL	WEIGHT	SIZE	TYPE APPLICABILITY
FM84-67-20-03 Trim Jacks Test Suitcase		Device to check trim jack Consists of a box with switch and light Manual functioning and digital indicator Including 4 harness		27-00				AS332, AS365, AS532, AS565, EC155
332A97340100 Lubrication Device		Device to perform check of emergency lubrication system, manometer simulation and indicators visualization Including: box and harness	I	63-20	CE	4 (kg)	0,5 x 0,35 x 0,11 (m)	H225, H225M
703A97671900 Programming Box BP1063		Suitcase to configure torquemeter TSc-105 to measure Tail Rotor torque		65-00	CE	1,7 (kg)	0,25 x 0,167 x 0,105 (m)	AS332, AS532, EC225, EC725
DPI610-2361 Portable Aircraft Leak Tester for pitot probe		Device used to test air and Glycol pressure switch of emergency spraying system	O/I	34-11		3 (kg)	0,3 x 0,17 x 0,14 (m)	AS332, AS350, AS355, AS365, AS366, AS532, AS550, AS555, AS565, EC120, EC130, EC155, EC225, EC725, GAZELLE, SA330, SA360
332A97340400 Switch Threshold Test Equipment		Device to check the switching threshold of air and glycol switches Including box and cables		XX-XX		3,5 (kg)	0,4 x 0,35 x 0,11 (m)	EC225, EC725
703A97670500 Cartridge Test Case		Device to measure and control squib (5mA maximum) Including: 1 milli-ohmmeter M210 used to measure the impedance of all cartridges and test leads Current measurement: 5 mA Including: 5 standard cells (1,5 Volts. R6), 1 technical document and 1 bag	O/I	67-70	CE	2 (kg)	0,2 x 0,05 x 0,2 (m)	AS332, AS350, AS355, AS365, AS366, AS532, AS550, AS555, AS565, EC120, EC130, EC155, EC225, EC725, H175, SA330
CEL99-22-10-00 Radio-Altimeter Simulator Test Case		Device to simulate data delivered by radioaltimeter AHV16 Including: electronic box and extension	O/I	22-10				AS332, AS350, AS355, AS365, AS532, AS550, AS555, AS565, EC120, EC130, EC155, EC225, EC725, SA330
332A97670500 Glycol Tank Test Kit		Device to simulate temperature of Glycol tank, probe resistance of Glycol heater and its measure electrical consumption		63-00	CE			EC225



Electrical test cases <



REFERENCE	FEATURES	O / I LEVEL	ATA	LABEL	WEIGHT	SIZE	TYPE APPLICABILITY
2998970 Digital Manometer 	Including: pressure sensor, electrical cord and digital reader		95-60	CE			AS332, AS350, AS355, AS365, AS366, AS532, AS550, AS555, AS565, EC120, EC130, EC155, EC225, EC725
703A97670801 Fire Cartridge Squib Adaptor 	Device used to measure the impedance of the cartridge Including: electrical cable, switch and specific connectors	0	26-00	CE	0,24 (kg)	0,098 x 0,075 x 0,06 (m)	AS332, AS350, AS355, AS532, AS550, AS555, AS565, EC130, EC225, EC725, H175
332A97630100 Blades De-icing Test Kit 	Stored into a suitcase Including: 10 boxes with lab sheets, 9 bundles, 9 extensions (for rear and main blades)	I	62-10	CE	10,83 (kg)	0,226 x 0,168 x 0,11 (m)	H225, H225M
SEP371-81 Weighing Set 	Device to weigh the helicopter Including: 1 platform PPL12, 2 platforms PPL6, 3 connection cables cAB50A, 2 indicators X6PM2, 1 indicator X6PM5	I	08-00		65 (kg)	0,705 x 0,6 x 0,15 (m)	AS332, AS532, H225, H225M



Control and Measuring tools <

DESCRIPTION

Equipment designed for various applications from non-contact to contact voltage and continuity detection, open jaw current etc.



REFERENCE		FEATURES	O / I LEVEL	ATA	LABEL	WEIGHT	SIZE	A/C TYPE APPLICABILITY
703A97673101 Hoist Cartridge Tester		Device used to check functioning of hoist cartridge Goodrich	0	92-00		0,6 (kg)	0,235 x 0,084 x 0,06 (m)	AS332, AS365, AS532, AS565, EC155, EC225, EC725
703A94000300 Electronic Inclinometer		Angle measurement between +45	O/I	00-40		0,38 (kg)	0,1 x 0,075 x 0,03 (m)	AS332, AS350, AS355, AS365, AS366, AS532, AS550, AS555, AS565, EC120, GAZELLE, H130, H155, H225, H225M, SA330, SA360



Endoscopes <

DESCRIPTION

Equipment designed to inspect pipes in the helicopter systems to prevent or identify obstruction or damages.

REFERENCE		FEATURES	O / I LEVEL	ATA	LABEL	WEIGHT	SIZE	A/C TYPE APPLICABILITY
VISIOBOX371200 Multi-purpose Borescope		Kit enabling inspection of Main Gear Box, Tail Gear Box, Intermediate Gear Box, Engine and Horizontal Stabiliser Probe diameter: 3,7 (mm) Probe length: 1200 (mm) Articulated head: 4x90	O	60-00		5 (kg)	0,4 x 0,5 x 0,2 (m)	AS332, AS365, AS532, AS565, H175, H225, H225M
FORT-AR4415 Multi-purpose Endoscope		Device to check inside Main/ Intermediate/Tail Gear Box, and turboshaft powerplant	O/I	62-00				AS332, AS532, H225, H225M, SA330



Vibrations adjustment tools <

DESCRIPTION

Equipment designed to lead vibrational balancing for rotor and cabin.

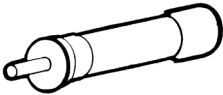


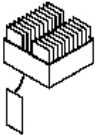

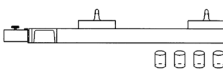

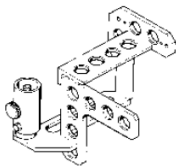
REFERENCE	FEATURES	O / I LEVEL	ATA	LABEL	WEIGHT	SIZE	A/C TYPE APPLICABILITY
SEAS332MK2 Adaptation Kit	Device to perform dynamic balancing of rotating main/tail rotors		62-10				AS332, AS532, EC225, EC725
S00-624 Accelerotester and Calibration Kit	 Device to check sensors of the steady control	O/I	18-00				AS332, AS350, AS355, AS365, AS532, AS550, AS555, AS565, EC120, EC130, EC155, EC225, EC725, GAZELLE, H175, SA330
332A94320200 Steady Control Additional Kit	 Device enabling the use of the steady control device to perform dynamic balancing of rotating main/tail rotors Including: 1 PoMcIA cartridge, 1 NR beam and supports		18-00				AS332, AS532, EC225, EC725
S00-604 Accelerotester Kit	 Including: 1 accelerotester box, 1 software, 1 supply device Stored into a suitcase	O/I	12-00		3,2 (kg)	0,195 x 0,102 x 0,14 (m)	AS332, AS350, AS355, AS365, AS532, AS550, AS555, AS565, EC120, EC130, EC155, EC225, EC725, GAZELLE, SA330
703a94320001 Steady Control	 Device to perform dynamic balancing of rotating main/tail rotors Including: 2 suitcases		18-00	CE	5,8 (kg)	0,258 x 0,113 x 0,086 (m)	AS332, AS350, AS355, AS365, AS366, AS532, AS550, AS555, AS565, EC120, EC130, EC155, EC225, EC725, GAZELLE, H175, SA330



Harmonization tools <

DESCRIPTION

Equipment designed to conduct boresighting between sub-systems and helicopter.


REFERENCE		FEATURES	O / I LEVEL	ATA	LABEL	WEIGHT	SIZE	A/C TYPE APPLICABILITY
703A94850020 Rocket Launcher Harmonization		Including: 1 sight support	I	94-00		1,9 (kg)		ALOUETTE 2, AS332, AS355, AS365, AS532, AS550, AS555, AS565, GAZELLE
CEL84-33-20-00 Lighting Harmonization Extension		Extension composed of dummy card linked with cable to femal connector Voltage: 5 V	I	25-10				AS332, AS532, H225, H225M
703A94002500 Harmonization Panel		Device to harmonize weaponry such as machine gun, rocket, viewfinder and radar	I	94-00		80 (kg)		AS332, AS350, AS355, AS365, AS532, AS550, AS555, AS565, H225M
332A94647000 Lighting Harmonization		Suitcase including 12 lighting cards and 1 electrical beam to link aircraft and plugs		32-60				AS332, AS532, EC225, EC725, SA330
703A94810200 Mirror Support		Device used to support mirror in order to perform harmonization Inserted in calibrated rods Component of Basic Harmonization Kit	I	94-00		0,5 (kg)	0,1 x 0,035 x 0,1 (m)	AS332, AS355, AS365, AS550, AS555, AS565, GAZELLE, H225M
365A94815000 Multi-purpose Arm Harmonization		Device to harmonize support arm without weaponry Including: a "U shape" piece with 2 machined parts, 1 telescope support and 4 shunt plug caps	I	94-00		22,8 (kg)		AS332, AS355, AS365, AS532, AS550, AS555, AS565, GAZELLE
332A94810000 Harmonization Target		Device to harmonize weapons Including: 1 upper panel and 1 lower panel	I	94-00				AS332, AS532, H225M
703A94810001 Crouzet Sight Harmonization Tool		Device to materialize shooting axes by being installed under sight support Mechanical interface equivalent to Crouzet sight	I	94-00		2 (kg)	0,2 x 0,2 x 0,2 (m)	AS332, AS355, AS365, AS550, AS555, AS565, GAZELLE



Accessories for harmonization tools <

DESCRIPTION

Interfaces or adaptors complementing harmonization tools.

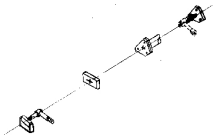

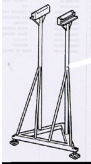


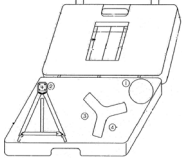
REFERENCE		FEATURES	O / I LEVEL	ATA	LABEL	WEIGHT	SIZE	A/C TYPE APPLICABILITY
703A94810000 Crouzet Sight Harmonization Tool		Device to materialize shooting axles by being installed under sight support Mechanical interface equivalent to Crouzet sight	I	94-00		2 (kg)	0,2 x 0,2 x 0,2 (m)	AS332, AS355, AS365, AS550, AS555, AS565, GAZELLE



Alignment and Levelling tools <

DESCRIPTION

Equipment designed to verify structure strain.



REFERENCE	FEATURES	O / I LEVEL	ATA	LABEL	WEIGHT	SIZE	A/C TYPE APPLICABILITY
332A94340003 Tail Rotor Drive Alignment Inspection	 <p>Including: sight and glasses support</p>	I	65-00		5,3 (kg)	0,1602 x 0,1401 x 0,0752 (m)	AS332, AS532, H225, H225M
332A94229100 Main Gear Box Suspension Plate	 <p>Device to verify the horizontality and planarity of Main Gear Box suspension plate Including: 2 rear recovery clevis and 1 forward clevis</p>	I	63-30		35,95 (kg)	1,421 x 1,091 x 0,481 (m)	H225, H225M
87101-04-108-00 Support Frame	 <p>Device to support alignment of tail blades</p>	I	64-10				ALOUETTE, AS332, AS532, H225, H225M, SA330
332A94350005 Turboshaft Powerplant/Main Gear Box Alignment Inspection	 <p>Including: 1 glasses support, 1 turboshaft powerplant sight and 2 inlet air sight</p>	I	63-20		5,73 (kg)	0,5 x 0,35 x 0,11 (m)	AS332, AS532, H225, H225M
703A94001504 Optical View Finder	 <p>Device to verify the alignment of Tail Driven Line Optics features: focalisation range = from 0,2 to 200 m / Field of view = > 170 mRad / useful diameter of the objective = > 14 mm Mechanics features: cylinder adapter of 12 mm (-0,006/-0,017) diameter and</p>	I	64-00		2 (kg)	0,3 x 0,3 x 0,09 (m)	AS332, AS350, AS355, AS365, AS366, AS532, AS550, AS555, AS565, H130, H155, H175, H225, H225M, SA330
332A94350006 MGB-GTM alignment tool	 <p>Box containing: * 1 sight holder, * 1 GTM pattern * 2 air inlet patterns</p>	I	63-20		10 (kg)	0,5 x 0,35 x 0,11 (m)	H225, H225M



Software loading benches <

DESCRIPTION

Equipment designed to load specific helicopters systems software.

REFERENCE		FEATURES	O / I LEVEL	ATA	LABEL	WEIGHT	SIZE	A/C TYPE APPLICABILITY
703A97687000 Loading Tool Kit with CMA9000 capability		Device used for loading of 4 different calculators: AMC, DMAU, MFD and CMA9000 Operating temperature: -10	I	13-00	CE	3 (kg)	0,4 x 0,4 x 0,4 (m)	EC225, H135, H145, H145M, H175
703A97687100 Loading Tool Kit without CMA9000 capability		Device used for loading of 3 different calculators: AMC, DMAU and MFD	I	13-00	CE	3 (kg)	0,5 x 0,4 x 0,2 (m)	EC225, H135, H145, H145M, H175



Fluids test cases (hydraulic, cooling, fuel, etc) <



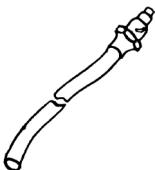




DESCRIPTION

Devices designed to fill, drain, clean and test any helicopter fluid system.

REFERENCE	FEATURES	O / I LEVEL	ATA	LABEL	WEIGHT	SIZE	A/C TYPE APPLICABILITY
TMHGA16-10-00 Fuel Circuit Test Case	Including: harness and tubes	I	73-00	CE	23 (kg)	0,55 x 0,42 x 0,22 (m)	AS332, AS532, H225, H225M
332A95720000 Refrigerant Circuit Blanking Caps Kit	 Device used during refrigerant circuit component deposit Suitcase including mal and female blanking caps (type Quinson) equipped with inflation valve 1/4 SAE	I	21-50	CE	1,8 (kg)	0,32 x 0,29 x 0,105 (m)	AS332, H225, H225M
332A97900200 Glycol Pump Test Kit	 Device to test the the glycol pump throughput Used to test the proper functioning of glycol circuit and rescue spraying system	I	29-00		3,8 (kg)	0,52 x 0,38 x 0,13 (m)	H225, H225M
332A97677105 Ventilation/Heating Test Box	 Including 4 interface cables equipped with cutoff plugs (P1, P2, P3, P4) Cabling lentgh: 8 (m)	O/I	21-40	CE	8 (kg)	0,5 x 0,4 x 0,3 (m)	AS332, AS532, EC225, EC725
332A95520100 Air conditioning Flushing Connectors	 Including: connectors enabling the link between air conditioning rinsing bench and rinsing machin piping; shunt of air conditioning components system to isolate piping	I	21-50		10,82 (kg)	0,438 x 0,549 x 0,124 (m)	AS332, AS532, H225, H225M
CEL2100500 Fuel Indicating System Test Case	 Device to test the fuel gauging and adjust the fuel central Including: harness to connect to gauging circuit	I	28-40				AS332, AS532, H225, H225M
332A97520800 Fuel Piping	 Device to link the fuel system test suitcase to the helicopter Consists of 2 pipes (for left and right side)	I	28-00		11,9 (kg)	6,206 x 0,024 x 0,024 (m)	H225, H225M



Fluids test cases (hydraulic, cooling, fuel, etc) <

REFERENCE	FEATURES	O / I LEVEL	ATA	LABEL	WEIGHT	SIZE	TYPE APPLICABILITY
32539001 Hydraulic Air Accessories Suitcase 	NATO Standard Device	O/I	29-00		35 (kg)	0,5 x 0,3 x 0,8 (m)	ALOUETTE, AS332, AS350, AS355, AS365, AS366, AS366, AS532, AS550, AS555, AS565, EC120, GAZELLE, H130, H155, H225, H225M, SA330, SA360, SUPER- FRELO
332A95750100 Hydraulic Test Case 	Device to check accumulator inflation, landing chamber inflation and its filling and venting function Suitcase with accessories	O	29-00	CE	36 (kg)	0,764 x 0,551 x 0,271 (m)	AS332, AS532, H225, H225M, SA330
703A95051100 Fan/Heating Dump Pipe 	Device to drain the fan and heating system Consists of flexible piping with specific cap	O/I	79-00			1,2 x 0,02 x 0,02 (m)	H225, H225M
332A97520505 Fuel System Test Case 	Device to check fuel circuit, adjust fuel flow and measure pressure Supply voltage: 28 V Flow: 500 l/h Maximum pressure: 5 bar	O/I	73-10	CE	48,6 (kg)	1,17 x 0,497 x 0,391 (m)	AS332, AS350, AS355, AS365, AS366, AS532, AS550, AS555, AS565, H225, H225M, SA330
703A94680710 Automatic Pilot Hydraulic Kit 	Suitcase including connectors and 1 specific control box	I	34-00				AS332, AS532, H225, H225M
332A94751000 Blanking Plugs Set 	Male and female blanking plugs Diameters: 6/8/10/12/16 (cm)	I	29-00		0,32 (kg)	0,031 x 0,027 x 0,02 (m)	AS332, AS532, H225, H225M, SA330
332a97520600 Fuel Piping 	Device to link fuel circuit test case to tanker truck Including 2 pipes, 1 filling valve, 1/2 symmetrical connection 40x45		XX-XX		3,95 (kg)	3,3 x 0,03 x 0,03 (m)	AS332, AS350, AS355, AS365, AS366, AS532, AS550, AS555, AS565, EC225, EC725, SA330
332A97900300 Air & Glycol Switches Test Kit 	Devise to test detection limits of air and glycol switches of rescue spraying system	I	63-20		0,35 (kg)	0,275 x 0,229 x 0,083 (m)	H225, H225M



Fluids test cases (hydraulic, cooling, fuel, etc) <


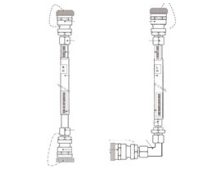

REFERENCE		FEATURES	O / I LEVEL	ATA	LABEL	WEIGHT	SIZE	TYPE APPLICABILITY
332A95520200 Filling catching MGB MK2/MK2+		Device is used to catch the filling in the MGB	I	63-20		2 (kg)	0,55 x 0,36 x 0,27 (m)	AS332MK2, AS332MK2+, AS532MK2, AS532MK2+
ACS-DIAG-EC Air Conditioning Diagnostic Test		Including: 1 box, 1 connection cable (3 m), 2 harness high/low pressure sensor, 2 valve adaptation high/low pressure R134a, 1 sensor beam T-HR temperature and air hygrometry (4m), 1 sensor beam TK1-TK2 (8m), 1 sensor beam TK3-TK4 (8m), 1 CD-Rom for instal	I	21-90	CE	0,15 (kg)	0,101 x 0,18 x 0,044 (m)	AS565, H175, H225, H225M
KA0225 Filings collect and analysis case		Device is used to recover MGB fillings	I	63-20		1 (kg)	0,4 x 0,2 x 0,1 (m)	AS332MK1, AS332MK2, AS332MK2+, AS532MK1, AS532MK2, AS532MK2+, H155, H175
332A97900600 P2 Heating Circuit Check		Device to check P2 heating circuit by pressurisation	I	21-40	CE			H225, H225M



Fluids test accessories <

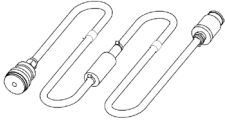
DESCRIPTION

Interface accessories complementing fluid test case to connect bench to the helicopter.

REFERENCE		FEATURES	O / I LEVEL	ATA	LABEL	WEIGHT	SIZE	A/C TYPE APPLICABILITY
703A95050002 Hydraulic Tank Drainage Pipe		Device used to drain right and left hydraulic centrals Including: supply pipe, nozzle for self-sealing magnetic plug to perform an oil drainage of the hydraulic system	I	29-00		1 (kg)	0,1 x 0,02 x 0,02 (m)	AS332, AS532, H175, SA330
703A95050700 Oil Dump Pipe		Device for draining of Main/Tail Gear Box and Tail Rotor Consists of flexible piping equipped with cap for magnetic plug	O/I	63-20		0,3 (kg)	1,275 x 0,012 x 0,012 (m)	AS332, AS532, H225, H225M, SA330
332A94541521 False Filter Cartridge		Device to check the functioning of clogging indicator Light alloy spool	I	28-00		1,13 (kg)	0,146 x 0,069 x 0,069 (m)	AS332, AS532, H225, H225M
X280P5201101 Fuel test kit		Device is used for fuel test operation	O	28-00		0,6 (kg)	0,3 x 0,05 x 0,05 (m)	AS332MK2, AS532MK2+
703A95052001 Draining Pipe		Device to drain Main Gear Box and Tail Gear Box Including draining connector (Type: TEDECO VDB 3315) and pipe (1,2 m)	I	29-00		0,35 (kg)	1,295 x 0,018 x 0,016 (m)	AS332, AS350, AS355, AS365, AS366, AS532, AS550, AS555, AS565, EC120, H130, H155, SA330
703A95510000 Air Conditioning Replacement Firing Pin		Device to connect the air conditioning bench to system	O/I	21-90		0,09 (kg)	0,04 x 0,03 x 0,065 (m)	AS332, AS365, AS532, AS565, H225, H225M
703A95052500 Tank/Filter Dump Pipe		Device for draining of fuel tanks and filter	O	12-10		0,45 (kg)	Diameter 0,25 x 0,4 (m)	AS332, AS365, AS532, AS565, H155, H225, H225M, SA330, SA360
703A95053500 Fuel Dump Pipe		Device to drain fuel tanks Consists of flexible with specific cap	I	29-00		5 (kg)	Diameter 0,035 x 2,35 (m)	AS332, AS365, AS366, AS532, AS565, H155, H225, H225M, SA360



Fluids test accessories <




REFERENCE		FEATURES	O / I LEVEL	ATA	LABEL	WEIGHT	SIZE	TYPE APPLICABILITY
332A95529000 Fuel Flushing Pipe		Flexible piping	I	28-00		1,77 (kg)	2,305 x 0,021 x 0,021 (m)	H225, H225M
332a97767200 Anemobarometric Draining Connector		Device to drain anemobarometric systems Including: 2 connectors + 2 nipples	O/I	34-11		0,01 (kg)	0,025 x 0,019 x 0,017 (m)	AS332, AS532, EC225, EC725, SA330
332A97900100 P2.4 Valve Test Kit		Device to test opening and closing of solenoid valve of P2.4 circuit in order to make sure air system and emergency spraying have a proper functioning	I	63-20		4 (kg)	0,55 x 0,46 x 0,175 (m)	H225, H225M
703A94040321 Clogging Indicator Tester		Consists of light alloy bobbin	O/I	73-10		0,9 (kg)	0,086 x 0,083 x 0,065 (m)	AS332, AS532, H225, H225M, SA330, SUPER- FRELO



Flight Control adjustment <

DESCRIPTION

Equipment designed to set flight control kinematics.

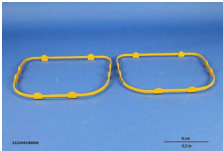



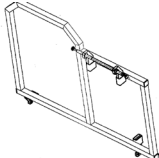



REFERENCE		FEATURES	O / I LEVEL	ATA	LABEL	WEIGHT	SIZE	A/C TYPE APPLICABILITY
703A94680706 Automatic Pilot Hydraulic Kit		Suitcase including connectors, indicators and control elements	I	22-00		9,09 (kg)	0,435 x 0,31 x 0,21 (m)	AS332, AS532, H225, H225M, SA330
332A94279600 Flight Control Laser Test		Including : support for rotor mast, blade pin support, laser system and 1 measure reader	I	27-00		3,6 (kg)	0,18 x 0,125 x 0,24 (m)	H225, H225M
332A94279000 Flight Control Ajdustment		Conceived for Tail/Main Rotor Head	O	27-00		3,6 (kg)	0,438 x 0,283 x 0,08 (m)	H225, H225M



Miscellaneous complex/calibrated mechanical tools <

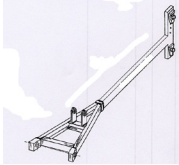
DESCRIPTION

Mechanical tools enabling to conduct verification and adjustment with defined measurement and calibration value.

REFERENCE		FEATURES	O / I LEVEL	ATA	LABEL	WEIGHT	SIZE	A/C TYPE APPLICABILITY
332A94540000 Jet Dilution and Deviation Pipe Interceptor Adjustment		Steel chock equipped with 8 steel stops	I	78-10		0,95 (kg)	0,418 x 0,363 x 0,026 (m)	AS332, AS532, H225, H225M
332A94819100 Pressure Sensor Calibration		Device to realize calibration of bambi bucket pressure sensors by simulating the height of water Including: 1 tube and 3 taps fixed on a support	I	12-00		5,5 (kg)	0,2 x 0,18 x 1 (m)	H225
703A94040420 Dummy Cartridge Fuel Ice Trap		Device to check functioning of clogging indicator Consists of light alloy bobbin	I	28-20				AS332, AS532, H225, H225M, SA330
332A94580201 Multi-purpose Air Intake Ogive Seal Check		Including: connectors Set	I	71-60		0,05 (kg)	0,069 x 0,006 x 0,006 (m)	AS332, AS532, H225, H225M
332A82324100-4802 Jet Dilution and Deviation Fittings Adjustment		Device conceived for left side Welded stand with adjustment device	I	78-60				AS332, AS532, H225, H225M
332A94450000 Chock Torquemeter Adjustment		Adjustment of chock height during deposit of torque transmitter on Main Gear Box	I	07-00		3,06 (kg)	0,128 x 0,084 x 0,09 (m)	AS332, AS532, H225, H225M
332A94337100 Tail Gear Box Clearance Measure Set		Including: 1 magnetic support, 1 clip	I	65-00		0,5 (kg)	0,225 x 0,145 x 0,025 (m)	AS332, AS532, H225, H225M
703A94279000 Servo-control Binding Tester		Consists of stainless steel equipped with pennant	I	67-30		0,05 (kg)	0,58 x 0,03 x 0,03 (m)	H225, H225M



Miscellaneous complex/calibrated mechanical tools <

REFERENCE		FEATURES	O / I LEVEL	ATA	LABEL	WEIGHT	SIZE	TYPE APPLICABILITY
332A94318100 Phonic Wheel Shop Check		Device used for assembly of phonic wheel on rotor mast Including: 1 support and 2 knurled screws	I	62-20		0,08 (kg)	0,21 x 0,08 x 0,03 (m)	H225, H225M
332A91420304 Boarding Device		Device to maintain the landing gear in position half retracted for Transall and Hercules transportation Consists of fork with recovery hooks on auxiliary landing gear Recovery pin for structure	I	32-10		4,5 (kg)	0,44 x 0,17 x 0,09 (m)	AS332, AS532, H225, H225M
332A82324101-4803 Jet Dilution and Deviation Fittings Adjustment		Device conceived for right side Welded stand with adjustment device	I	78-60				AS332, AS532, H225, H225M
87101-04-110-00 Balancing Pin		Device to perform static balancing of tail blades	I	64-10				AS332, AS532, H225, H225M
87702-332A-12-0040-00 Balancing Mass Device		Device for static balancing of tail blades	I	64-10				AS332, AS532, H225, H225M
332A94318002 Main Rotor Head Ball Joint Axial Clearance Check		Consists of 2 chocks	I	62-30		0,07 (kg)	0,07 x 0,025 x 0,13 (m)	H225, H225M
332A94580000 Sliding Cowling Handles Check		Device to check the closing force of sliding cowling handles Stirrup and adaptor for dynamometric key	I	71-10		0,6 (kg)	0,063 x 0,05 x 0,05 (m)	AS332, AS532, H225, H225M, SA330
332A94318001 Main Rotor Head Kneecaps Axial Clearance Check		Including: 2 Rilsan chocks	O/I	62-30		0,14 (kg)	0,1 x 0,06 x 0,008 (m)	AS332, AS532, H225, H225M
703A94000000 Clearances Analyze Device		Device to control and notice slacks Interpretation: 1/100	O	67-30		1,6 (kg)	0,148 x 0,057 x 0,044 (m)	AS332, AS350, AS355, AS365, AS366, AS532, AS550, AS555, AS565, EC120, H130, H155, H175, H225, H225M




Miscellaneous complex/calibrated mechanical tools <

REFERENCE		FEATURES	O / I LEVEL	ATA	LABEL	WEIGHT	SIZE	TYPE APPLICABILITY
332A94337000 Tail Gear Box Clearance Check		Welded yoke including 3 adjusting rings	I	65-20		1,5 (kg)	0,3 x 0,15 x 0,02 (m)	AS332, AS532, H225, H225M
332A94278001 Yaw Damper Inspection		Including: 1 stand, 1 disk and weights	O/I	27-20		31,06 (kg)	0,512 x 0,439 x 0,151 (m)	AS332, AS532, H225, H225M
703A94300000 Bearing Clearance Measuring Tool		Device to measure clearance of bearing on Tail Rotor Head	I	64-20		1,9 (kg)	0,32 x 0,295 x 0,11 (m)	AS332, AS350, AS355, AS532, AS550, AS555, H130, H225, H225M
332A94580320 Sliding Cowling Adjustment		Aluminium bracket	I	71-10		0,032 (kg)	0,1 x 0,03 x 0,02 (m)	AS332, AS532, H225, H225M
332A98340000 Tail Rotor Drive Bearings Exchange		Device to replace bearings support (2-3-4-5-6) Plate equipped with 3 jack screws, 1 false bearing and 2 sights	I	62-20		8,2 (kg)	0,365 x 0,247 x 0,21 (m)	AS332, AS532, H225, H225M, SA330
X560P4000101 Transparencies cropping kit		Device is used to adjust the dimension of transparencies to the structure (provide spacers) including corner & straight edge	I	56-00	CE	50 (kg)	1,2 x 0,5 x 0,05 (m)	AS332MK1, AS332MK2, AS532MK1, AS532MK2, AS532MK2+
332A93550100 Strip Installation Clamp		Including: 2 handles, 1 cross-brace nut, 2 support rods	I	65-00		2,42 (kg)	0,4 x 0,1228 x 0,131 (m)	AS332, AS532, H225, H225M
332A94318200 Phonic Wheel Helicopter Check		Device to check phonic wheel position on helicopter Steel fixation support with groove and depth gauge	O	62-20		0,3 (kg)	0,31 x 0,1 x 0,05 (m)	H225, H225M
T642G4001101 Adjusting Device		Device to adjust entraxe between tips of frequency adapter of tail blades Including: 1 steel base, 2 fulcrum screws blocking the adapter, 1 restrainer in light alloy, 1 shake-proof notched steel wrench and 2 pins	I	64-20		3,5 (kg)	0,23 x 0,07 x 0,08 (m)	AS332, AS532, H225, H225M



Miscellaneous complex/calibrated mechanical tools <

REFERENCE		FEATURES	O / I LEVEL	ATA	LABEL	WEIGHT	SIZE	TYPE APPLICABILITY
332A94341000 Fan Alignment Inspection		Including: supports glasses and Main Gear Box/fan sight	I	63-20		0,91 (kg)	0,09 x 0,083 x 0,08 (m)	AS332, AS532, H225, H225M



Miscellaneous/simple mechanical tools <

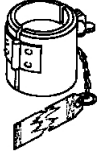
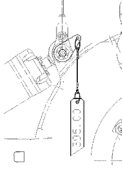
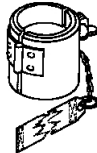

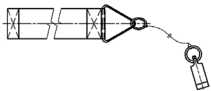

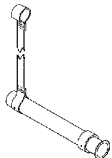
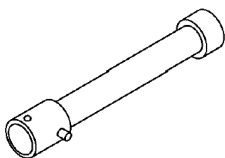

DESCRIPTION

Mechanical tools enabling to conduct verification and adjustment without defined measurement and calibration value.

REFERENCE	FEATURES	O / I LEVEL	ATA	LABEL	WEIGHT	SIZE	A/C TYPE APPLICABILITY
703-A-KCVFDR00 Cockpit Voice & Flight Data Recorder L3com/ Honeywell Kit	Including: 2 cables for connection to SSCVFDR (download and real time), 1 converter to USB model MDU379, 1 software CTS PGS Vision software, associated files Cables and PGS software are procurables separately	I	45-10	CE	3 (kg)	0,3 x 0,3 x 0,2 (m)	AS332, AS332, AS365, AS532, AS565, EC155, EC225, H160, H175, SA330
332A91580001 Turboshaft Powerplant Cowlings Support	 Device to block Turboshaft Powerplant cowlings for Transall boarding Including: 4 supports (wooden and felt), 1 support strap, Support mass : 0,6 kg Strap mass : 0,2 kg	I	71-00		0,5 (kg)	0,25 x 0,21 x 0,072 (m)	AS332, AS532, H225, H225M, SA330
332A91829100 10KW Air Conditioning Sponsons Support	 Including: 2 angles equipped with 2 ball pins	I	21-90		4 (kg)	0,376 x 0,07 x 0,05 (m)	AS332, H225
332A94319000 Blocking Pitch Rod	 Device to immobilize rod tips during the length set of Main Rotor Hub 5 blades rod Including: 2 yokes equipped with pennant	O	62-20		0,11 (kg)	0,06 x 0,06 x 0,037 (m)	H225, H225M
703A94113001 Main Rotor Blades Trim Tab	 Device to check and correct the incidence of blades tabs Including: 1 immobilizing wrench and 1 levelling wrench	O	62-10		0,5 (kg)	0,235 x 0,16 x 0,07 (m)	ALOUETTE, AS332, AS350, AS355, AS365, AS366, AS532, AS550, AS555, AS565, EC120, GAZELLE, H130, H155, H175, H225, H225M, SA330, SA360, SUPER-FRELON
332A91339000 Rear Frequency Adaptor Stay	 Device to maintain the frequency adapter after blade deposit Elastomer unit equipped with elastic strap and self-gripping zip	I	12-00				H225, H225M
332A93519100 Turboshaft Powerplant Guiding Rods	 Device to guide the axle during the installation of Turboshaft Powerplant rods Metallic shell	O	71-40			0,015 x 0,04 (m)	AS332, AS532, H225, H225M


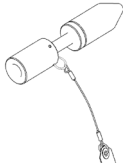


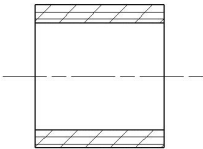

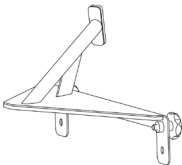
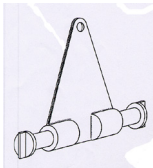


Miscellaneous/simple mechanical tools <

REFERENCE		FEATURES	O / I LEVEL	ATA	LABEL	WEIGHT	SIZE	TYPE APPLICABILITY
332A91420200 Auxiliary Landing Gear Corset		Device to prevent shock-absorber breaking down Conceived for helicopter empty and disassembled 2 articulated half-clamps with locking	I	32-20		0,55 (kg)	Diameter 0,09 x 0,087 (m)	AS332, AS532, H225, H225M
332A96339500 Tail Rotor Collector Chock		Device to immobilize the axle of lead lag damper when the tail rotor collector support is removed Chock in Teflon equipped with pennant	I	64-20		0,02 (kg)	0,3 x 0,031 x 0,003 (m)	H225, H225M
332A91420202 Auxiliary Landing Gear Corset		Conceived for helicopter equipped with de-icing and buoyancy systems 2 articulated half-clamps with locking	I	32-20		0,55 (kg)	Diameter 0,09 x 0,087 (m)	AS332, AS532, H225, H225M
332A93309000 Flexible Mounting Plate Chock		Device used during Main Rotor Hub deposit Including: 4 chocks equipped with pennant	I	21-50		3,5 (kg)	0,24 x 0,04 x 0,004 (m)	H225, H225M
332A97318400 Upper Stops Chock		Rislan material Thickness = 25 (mm)	I	62-10				AS332, AS532, H225, H225M
332A91440001 Shock-Absorber Leg Immobilization		Device to maintain the tail shock-absorber leg during its installation or deposit for boarding Welded steel support equipped by 2 fixation studs on tail stand	I	53-50		0,35 (kg)	0,3 x 0,2 x 0,02 (m)	AS332, AS532, H225, H225M
332A91420400 Nose Gear Collar Protector		Device to protect the hydraulic cylinder rod and enable hanging for Hercules and Transall transportation Aluminium alloy Cylinder composed of 2 parts Equipped with hanging straps	I	32-20				AS332, AS532, H225, H225M
703A94610320 Lock/Unlock Socket		Device to lock or unlock post TRA 6031	I	91-00		0,062 (kg)		AS332, AS532, H225, H225M
332A95589001 Main Gear Box Sliding Cowling Stay		Device to maintain the Main Gear Box sliding cowling in the open position Consists of connecting rods with pennant	O/I	52-00				AS332, AS532, H225, H225M



Miscellaneous/simple mechanical tools <


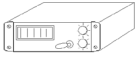


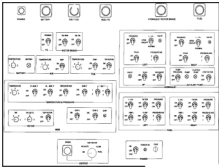
REFERENCE		FEATURES	O / I LEVEL	ATA	LABEL	WEIGHT	SIZE	TYPE APPLICABILITY
332A94580120 Multi-purpose Air Intake Duct Adjustment		Consists of dural ring	I	71-60		0,2 (kg)	0,136 x 0,136 x 0,013 (m)	AS332, AS532, H225, H225M, SA330
332A95589100 Air Intake Sliding Cowling Stay		Device to maintain the air intake sliding cowling in the open position Consists of connecting rods with pennant	O/I	52-00				AS332, AS532, H225, H225M
332A91338720 Adaptor Axle Stay		Cylindrical tube Plastic material	I	64-10				AS332, AS532, H225, H225M
332A91420100 Nose Landing Gear Leg Corset		Metallic cylinder composed in 2 articulated parts with locking	I	32-20		1,8 (kg)		AS332, AS532, H225, H225M
332A91338621 Tail Blades Axle Support		Device to immobilize Tail Blades axle on Tail Rotor during transportation of Tail Gear Box and Tail Rotor assembly Cylindrical tube Plastic material	O/I	64-10		0,046 (kg)	0,036 x 0,04 x 0,04 (m)	AS332, AS532, H225, H225M
332A94821000 Hoist Arm Clearance Measure		Device to measure the clearance of hoist arm ball joints Adjustment with screw set Steel material	O/I	12-00		1,1 (kg)	0,16 x 0,07 x 0,225 (m)	AS332, AS532, H225, H225M
58600 Trakka Light Immobilizing Device		Consists of a threaded rod and a fitting (U shape) Including: 3 attachment points	O	33-40		3 (kg)	0,6 x 0,15 x 0,05 (m)	H225, H225M
332A93217000 Service and VIP door Stop		Device to avoid interference between service door/optional VIP door and the pod tank Mounted on pod tanks	I	52-10				H225, H225M
75201-332A-12-0040-00 Blades Holding Support		Device used as a support for Tail Rotor Blades painting	I	64-10				AS332, AS532, H225, H225M



Engine test sets <

DESCRIPTION

Devices designed to test engine parameters and configuration.

REFERENCE	FEATURES	O / I LEVEL	ATA	LABEL	WEIGHT	SIZE	A/C TYPE APPLICABILITY
703A97622700 Engine Test Set 	Device used to test different engine security elements		XX-XX	CE		0,35 x 0,23 x 0,45 (m)	EC225, EC725
FDE82-10-03 NG-NR Test Case 	Device to measure rotational speeds turbines and rotor in flight Box including selectors, digital display and connection sockets		63-23		2 (kg)	0,31 x 0,3 x 0,1 (m)	AS332, AS350, AS355, AS532, AS550, AS555, EC120, EC130, EC225, EC725, SA330
703A97670201 Temperature Calibration 	Precision instrument with microprocessor enabling simulation and measurement of temperature	O/I	12-00	CE	0,65 (kg)	0,096 x 0,047 x 0,2 (m)	AS332, AS350, AS355, AS365, AS532, AS550, AS555, AS565, EC130, EC155, EC225, EC725, SA330
332A97900400 Engine P2.4 Test Kit 	Device used after a test on P2.4 valve to analyze if failure comes from engine Consists of pressure sensor and board Electrical supply with a 28V plug	I	36-00				H225, H225M
332A97000000 System Test Case 	Device to check parameters of Main/Intermediate Gear Box Including cabling	O/I	65-30		15 (kg)	0,5 x 0,4 x 0,3 (m)	AS332, AS532, EC225, EC725



Services and
maintenance benches









Ground Power Units and starters, battery chargers <

DESCRIPTION

Equipment designed to perform helicopter starting and supply electrical power.

REFERENCE		FEATURES	O / I LEVEL	ATA	LABEL	WEIGHT	SIZE	A/C TYPE APPLICABILITY
KA2016PSPS Portable Starter Power Supply		Device used to start aircraft engine whenever and in any location. It can be used also during maintenance to provide abundant auxiliary power for avionics, on-board medical equipment, and other accessories. Light-weight, portable, stowable, and safe, the	I	24-00	CE	14 (kg)	0,4 x 0,2 x 0,1 (m)	EC145, EC155, EC225, H145, H145(D-3), H145M, H160, H175
KA2010 Super Master Charger		Device designed to charge, trickle charge and analyze (discharge) Nickel-Cadmium, Sealed Lead-Acid and other types of rechargeable batteries Charge: constant current, programmable: 0 to 50A Discharge: constant current, programmable: 0 to 60A	I	24-00	CE	70 (kg)	0,7 x 0,6 x 0,4 (m)	AS332, AS350, AS355, AS365, AS532, AS550, AS555, AS565, EC120, EC130, EC135, EC155, EC225, EC635, EC725, H160, H175, SA330
FM85801000 Invertor Rectifier		Including: 1 invertor, 1 front panel, 1 power supply harness (115/220V), 1 junction harness		24-30	CE	10,5 (kg)	0,36 x 0,35 x 0,19 (m)	AS332, AS532, EC225, EC725
GB4520V04 Power Supply Bench		Device to supply necessary electrical power to start engine Capacity: 28 VDC/ 20 KW	O/I	24-00				AS332, AS350, AS355, AS365, AS366, AS532, AS550, AS555, AS565, EC120, EC130, EC155, EC225, EC725, H160, H175, SA330



Hydraulic benches, air cooling and accessories <

DESCRIPTION

Equipment such as special bench enabling to lead maintenance on fluid systems, filing, etc.

REFERENCE		FEATURES	O / I LEVEL	ATA	LABEL	WEIGHT	SIZE	A/C TYPE APPLICABILITY
703A94751105 Electrical Hydraulic Bench		Consists of hydraulic bench with electrical engine Flow: 3	O	29-00	CE	880 (kg)	2,15 x 1,3 x 1,25 (m)	AS332, AS365, AS532, AS565, H155, H175, H225, H225M, SA330
EKOFLUSHK570 Air Conditioning Rinsing Bench		Device to rinse air conditioning circuit in case of major pollution Including: mobile rinsing unit, 1 solvent bottle Genesolv (18,8L), 2 flexible cables, 1 particle filter P4X, 1 electrical interface (european standard 230V/1/50Hz)	O/I	21-00	CE	80 (kg)	0,605 x 0,57 x 0,95 (m)	H225, H225M
332A97340500 Air Conditioning System Check Device		Device to unload failure code of BEHR Air Conditioning System Including: converter box, harness and software		XX-XX				EC225, EC725
703A94751106 Electrical Hydraulic Bench		Consists of hydraulic bench with electrical engine Flow: 3	O	29-00	CE	880 (kg)	2,15 x 1,3 x 1,25 (m)	AS332, AS365, AS532, AS565, H155, H175, H225, H225M, SA330
703A94751103 Hydraulic Bench		Equipped with electrical engine (DH0452/M5) Flow: 3 to 45 l/mn Pressure: 10 to 280 bars Supply voltage: 3*380/400/415V Three-phase motor frequency: 50Hz/60Hz	O	29-00	CE	880 (kg)	2,15 x 1,3 x 1,25 (m)	AS332, AS365, AS532, AS565, H155, H175, H225, H225M, SA330
332A94680700 Hydraulic Reservoir Connector		Device to test the Hydraulic/Electrical unit for emergency Connector to link the hydraulic bench to the hydraulic reservoir	I	24-30				AS332, AS532, H225, H225M
332A94750501 Hydraulic Autopilot Test Bench		Hydraulic test bench for autopilot unit in workshop or in laboratory	I	22-10	CE	100 (kg)	1,11 x 1,2 x 0,5 (m)	AS332, AS532, H225, H225M, SA330
410N11 Air Conditioning Filling Bench		Device used to drain off or to fill the Air Conditioning System circuit and test it Including: 1 bench with 2 flexible pipes (4.5m), 1 suitcase with spare parts, 1 suitcase with tools for oil injection, 1 suitcase for pressure test, 1 suitcase for gas a	I	21-50	CE	180 (kg)	0,81 x 0,55 x 1,2 (m)	AS332, AS350, AS355, AS365, AS366, AS532, AS550, AS555, AS565, EC120, H130, H155, H160, H175, H225, H225M, SA330



Hydraulic benches, air cooling and accessories <

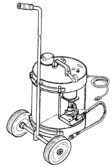
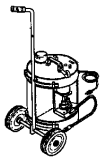
REFERENCE		FEATURES	O / I LEVEL	ATA	LABEL	WEIGHT	SIZE	TYPE APPLICABILITY
GPA12ME Fuel Filling Group		Device for refuelling Group with fuel engine, separating filter equipped with piping Output: 12 m3/h.	I	28-20	CE			AS332, AS532, H225, H225M, SA330
ZENITHP09D202C Fuel Filling Bench		Including water separating filter Electrical engine: 24 V direct current Consumption: 25 A Flow: 7 m3/h Manual spouring spout	I	28-20	CE			AS332, AS532, H225, H225M, SA330
ZENITHP09D202B Fuel Filling Bench		Including water separating filter Electrical engine: 24 V direct current Consumption: 25 A Flow: 7 m3/h	I	28-20	CE			AS332, AS532, H225, H225M, SA330
703A94751104 Hydraulic Bench		Equipped with electrical engine (DH0452/M4) Flow: 3 to 45 l/mn Pressure: 10 to 280 bars Supply voltage: 3*380 Three-phase motor frequency: 50Hz/60Hz	O	29-00	CE	880 (kg)	2,15 x 1,3 x 1,25 (m)	AS332, AS365, AS532, AS565, H155, H175, H225, H225M, SA330
703A94751600 Thermal Hydraulic Bench		Consists of hydraulic bench with thermal engine Flow: 3	O	22-30	CE	780 (kg)	2,28 x 1,3 x 1,25 (m)	AS332, AS365, AS532, AS565, H155, H225, H225M, SA330, SUPER-FRELON
ZENITHP09D202 Fuel Filling Bench		Including water separating filter Electrical engine: 24 V direct current Consumption: 25 A Flow: 7 m3/h Spouring spout conceived for rotating rotor	I	28-10	CE			AS332, AS532, H225, H225M, SA330



Engine rinsing benches <

DESCRIPTION

Equipment enabling to eliminate salt when the helicopter is operated close to a sea area.


REFERENCE		FEATURES	O / I LEVEL	ATA	LABEL	WEIGHT	SIZE	A/C TYPE APPLICABILITY
8814157000 Turboshaft Powerplant Rinsing Bench		Device to rinse turboshaft powerplant after flight through salt air Sprayer equipped with flexible piping	O	72-00	CE	120 (kg)	1,3 x 1,25 (m)	AS332, AS350, AS355, AS365, AS532, AS550, AS555, AS565, H130, H155, H225, H225M, SA330
8816183000 Turboshaft Powerplant Rinsing Bench		Device to spray under pressure turboshaft powerplant with direct plug on helicopter circuit Consists of compressor system, tank and piping Mounted on wheels	O	71-00	CE	70 (kg)	0,43 x 0,565 x 1,1 (m)	AS332, AS365, AS532, AS565, H225, H225M, SA330



Simple or standard pumps <

DESCRIPTION

Equipment enabling to inject liquids, gases or air.

REFERENCE		FEATURES	O / I LEVEL	ATA	LABEL	WEIGHT	SIZE	A/C TYPE APPLICABILITY
703A95020003 Lubrication Pump		Device to lubricate bearings of Tail Gear Drive Metallic suitcase including needle with different tips	I	62-20		0,07 (kg)	0,105 x 0,06 x 0,04 (m)	AS332, AS365, AS366, AS532, AS565, H155, H225, H225M, SA330

IT Devices





DESCRIPTION

Maintenance software enabling data loading, collection, analysis...



REFERENCE		FEATURES	O / I LEVEL	ATA	LABEL	WEIGHT	SIZE	A/C TYPE APPLICABILITY
703-A-KVPU00 VPU Maintenance Kit		Including: 1 harness for connection to VPU, 2 softwares (CMT and Vibrato) and associated files		45-10		0,1 (kg)	0,1 x 0,1 x 0,01 (m)	AS332, AS365, AS532, AS565, EC155, EC225, EC725
500210-000003 Appareo Flight Data Analyzer		Device to simulate a flight in 3 dimensions		25-70				AS332, AS350, AS365, AS532, EC130, EC155, EC225, H175
332a94320220 Steady Rotor Software		Device to complete the adaptation kit Including software and configuration files		18-00				EC225, EC725
332A97340520 Failure Code Treatment Software		Dveice to analyze failure code transmitted by converter box		XX-XX		0,1 (kg)	0,1 x 0,1 x 0,01 (m)	EC225, EC725
703A97683500 Professionnal Ground Station Analysis Software		Including: database associated to helicopter		14-00		0,1 (kg)	0,1 x 0,1 x 0,01 (m)	AS332, AS365, EC155, EC225
703a97634300 Steady Control Rotor Software		Device to perform vibratory check Steady Control Rotor software and files associated to all helicopters	O/I	45-00		0,1 (kg)	0,1 x 0,1 x 0,01 (m)	AS332, AS365, AS532, EC155, EC225, EC725
703a97634400 CMT & VIBRATO Softwares		Including: softwares and files associated to all helicopters		45-00		0,1 (kg)	0,1 x 0,1 x 0,01 (m)	AS332, AS365, AS532, EC155, EC225, EC725
703A97634501 PMT Software		Device to test and perform maintenance of MFDAU Including SAGEM PMT software (Part of 703-A-KMFDAU00)		45-00		0,1 (kg)	0,1 x 0,1 x 0,01 (m)	AS365, AS565, EC155, EC225



Fleet Management System (Soft & Hard) <

DESCRIPTION

IT tools enabling to manage helicopter data.

REFERENCE	FEATURES	O / I LEVEL	ATA	LABEL	WEIGHT	SIZE	A/C TYPE APPLICABILITY
703-A-KMFDAU00 MFDAU Maintenance Kit	Including: 1 harness for connection to MFDAU, 1 converter to USB ATEN model UC-232A, 1 software SAGEM PMT, associated files		45-10				EC225, EC725
703a97682400 ARMS Ground Station	Device used to exploit and store data EuroArms and M'ARMS	O/I	45-00				AS332, AS365, AS532, EC155, EC225, EC725
703A97635200 EMU Ground Station	Consists of 1 PC cF30 equipped with Windows XP, PGS, cMT, VIBRATO, PMT and Steady Control Including cable CVFDR, MDU379, MFDAU and VPU		XX-XX				EC225
980700TF00300 Data Maintenance Terminal	 Including: 1 PANASONIC Tough Book cF-U1 Including DMT Application Software Install Shield, 1 PANASONIC Interface Mini Port Replicator, 1 charger and power cable, 1 USB Flash Disk (4GB), 1 quick Reference Sheet, 1 ethernet cable Conceived for EWSAAB		99-00				EC725
703A97685900 MPGS ELIPS-NG2 00A Ground Station	 Including: ELIPS NG2 00A software, 1 loading cable and 1 connector shunt		93-00	CE	10 (kg)	0,628 x 0,498 x 0,303 (m)	EC225, EC725



Miscellaneous








Electrical toolbox or kits <

DESCRIPTION

Package of standard electrical tools enabling to accomplish electrical maintenance tasks.



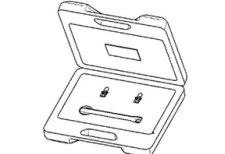


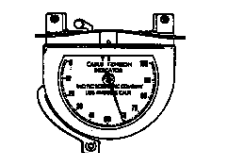

REFERENCE		FEATURES	O / I LEVEL	ATA	LABEL	WEIGHT	SIZE	A/C TYPE APPLICABILITY
93100-04-109-01 Heater Carpet		Conceived for polymerization of blade repairs	I	62-10		0,6 (kg)	0,35 x 0,45 x 0,003 (m)	AS332, AS350, AS355, AS365, AS365, AS366, AS532, AS550, AS555, AS565, EC120, GAZELLE, H130, H155, H160, H175, H225, H225M, SA330, SA360
703A95003300 Electrician Standard Case Additional Tooling		Device to complete the Electrician Standard Case Including tooling such as gauge clamp, psitioning tool, gauge cutter etc.	I	05-00		7,81 (kg)	0,31 x 0,082 x 0,043 (m)	AS332, AS532, AS565, H155, H225, H225M
92900-04-902-01 Regulator		Device used with heater carpet Conceived for polymerization of blade repairs Stored into a suitcase	I	62-10		0,5 (kg)	0,5 x 0,4 x 0,2 (m)	AS332, AS350, AS355, AS365, AS365, AS366, AS532, AS550, AS555, AS565, EC120, GAZELLE, H130, H155, H160, H175, H225, H225M, SA330, SA360



Standard handtools or miscellaneous <

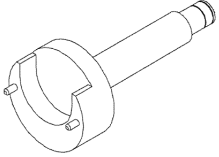




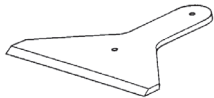


DESCRIPTION

Standard tools required for repairing.

REFERENCE		FEATURES	O / I LEVEL	ATA	LABEL	WEIGHT	SIZE	A/C TYPE APPLICABILITY
332A93322622 Shur-lok Nut Spanner		Cap with tooth with integrated centring device	I	63-20		0,22 (kg)	0,055 x 0,037 x 0,037 (m)	AS332, AS532, H225, H225M, SA330
332A93350100 Intermediate/Tail Gear Box Flanger Locknut		Steel sheet metal equipped with handle, pick-up bobbin and fixation nuts	I	65-30		1,85 (kg)	0,598 x 0,145 x 0,071 (m)	AS332, AS532, H225, H225M, SA330
332A95419001 Main Landing Gear Kneeling Kit		Including: 2 standard connectors and 1 specific key	O	32-10		2 (kg)	0,32 x 0,22 x 0,7 (m)	AS332, AS532, H225, H225M
332A93810100 Refuelling Probe Tool		Device to exchange ogive and fuse valve of the refuelling probe Flat spanner with pin and adaptor	O	28-00		1,56 (kg)	0,172 x 0,15 x 0,009 (m)	AS532, H225M
332A93519020 Exchange Wrench		Conceived for Malika 2a engine Polygonal box wrench	I	72-00		0,08 (kg)	0,12 x 0,029 x 0,016 (m)	H225, H225M
T5-2004-113-00 Tensiometer		Device used to adjust tension of yaw command cable	I	27-20	CE			AS332, AS532, H225, H225M, SA330
703A93004020 Pin Wrench		Device to set up or remove slotted nuts (ALKAN c930,400 3 inches) on tail boom axles	I	65-00		0,2 (kg)	0,31 x 0,065 (m)	AS332, AS532, H225, H225M, SA330
703A93090000 Vortex Crimping		Device to conduct crimping of Vortex on multi-purpose air intake Conceived for shop repairs Including: 1 electric heater and accessories for hot-crimping	I	71-60	CE	1,1 (kg)	0,63 x 0,104 x 0 (m)	AS332, AS532, GAZELLE, H225, H225M, SA330

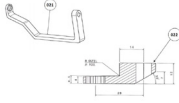

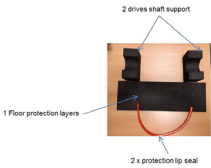
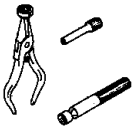


Standard handtools or miscellaneous <

REFERENCE		FEATURES	O / I LEVEL	ATA	LABEL	WEIGHT	SIZE	TYPE APPLICABILITY
E3-07045-000 Pin Wrench		Device used on termal sensor chlio-ST for replacement of drier filter	I	93-00				H225, H225M
332A93550000 Fuel Tank Spanner		Device to exchange ferry fuel tank Flat spanner equipped with square sockets (22 and 11)	I	65-00		0,49 (kg)	0,29 x 0,09 x 0,07 (m)	AS332, AS365, AS366, AS532, AS565, H155, H225, H225M, SA330
332A93369420 Castellated Nut Key		Device used to torque the notches nut during servo-control replacement Extra-flat steel castellated wrench with square drive	I	67-30		0,1 (kg)	0,05 x 0,02 x 0,01 (m)	H175, H225, H225M
703A93001000 Intermediate Gear Box/Tail Gear Box Nut Wrench		Steel socket with guiding flange Square drive (19,1mm)	I	65-00		0,54 (kg)	0,062 x 0,062 x 0,05 (m)	AS332, AS365, AS365, AS532, H225, H225M, SA330, SA360
19152-332A-11-0024-02 Stainless Steel Scraper		Device to eliminate the caulking located just behind the edge of the protection strip	I	62-00		0,1 (kg)	0,2 x 0,04 x 0,01 (m)	AS332, AS365, AS365, AS366, AS532, AS565, H155, H175, SA330, SA360
27-02-330A-11-1530-21 Spatule plate		Solded by package of 10 items	I	62-10		0,13 (kg)	0,2 x 0,2 x 0,005 (m)	AS332, AS350, AS355, AS365, AS365, AS366, AS532, AS550, AS555, AS565, EC120, GAZELLE, H130, H155, H225, H225M, SA330, SA360, SUPER-FRELON
332A93368400 Shurlok Nut Spanner		Device to exchange Shurlok nut on swashplate Including: 1 castellated tube, 1 square drive	I	65-20		0,2 (kg)	0,095 x 0,07 x 0,022 (m)	AS332, AS532, H225, H225M
332A93321422 Flange Epicyclic Wrench		Bi-hexagonal Wrench (10)	I	63-20		0,1 (kg)	0,05 x 0,024 x 0,008 (m)	AS332, AS532, H225, H225M, SA330



Standard handtools or miscellaneous <

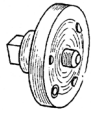




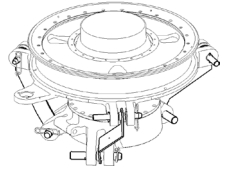

REFERENCE	FEATURES	O / I LEVEL	ATA	LABEL	WEIGHT	SIZE	TYPE APPLICABILITY
332A93329100 Pump Wrench		I	29-00		0,174 (kg)	0,154 x 0,014 x 0,064 (m)	AS332, AS532, H225, H225M
332A93827000 Drop Tank Special Wrench		I	28-00			0,25 x 0,014 x 0,1 (m)	AS532, H225M
KA3012 Protection 4th drive shaft guide kit		I	65-10		2 (kg)	0,45 x 0,2 x 0,1 (m)	H225M
703A93090100 Vortex Crimping		I	71-60	CE	1,1 (kg)	0,63 x 0,104 x 0 (m)	AS332, AS532, H225, H225M, SA330



Specific handtools or miscellaneous <

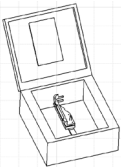

DESCRIPTION

Elaborated tools required for repairing.

REFERENCE	FEATURES	O / I LEVEL	ATA	LABEL	WEIGHT	SIZE	A/C TYPE APPLICABILITY
X340P8000101 Anemometer circuit repair tool	Device is used to facilitate the repair and the installation of an anemometer circuit.	O	34-00		5 (kg)	0,41 x 0,34 x 0,205 (m)	AS332MK1, AS332MK2, AS332MK2+, AS532MK1, AS532MK2, AS532MK2+
14701-332A-11-0023-00 Lug Wrench	 Device for deposit or installation of immobilization receptacle of main blades	I	62-10		0,5 (kg)	0,06 x 0,06 x 0,01 (m)	AS332, AS532, H225, H225M
T642G1001101 Frequency Adaptor Restrainer Tool	 Device to maintain frequency adaptor Including: 1 elastomeric block and 1 tightening fastener	O/I	07-50		0,44 (kg)	0,09 x 0,055 x 0,075 (m)	H225, H225M
332A91420000 Anti-Slackening Strips	 Device to limit the lengthen of landing gear leg in order to exchange auxiliary wheels Drilled metallic plates	O/I	32-10		0,9 (kg)	0,26 x 0,04 x 0,012 (m)	AS332, AS532, H225, H225M
X530P8101101 Frame drilling kit	 GSE is used to cut frame X3855 (milling operation)	I	53-00		2,5 (kg)	0,4 x 0,4 x 0,15 (m)	AS332MK2, AS532MK2, AS532MK2+
330A97210000 Landing Gear Fittings Repair	 Suitcase including: 1 extractor, 1 centring axle, 1 centring expansible, 1 reamer set and milling-cutters, 1 re-ringing tool	I	32-10		5 (kg)	0,3 x 0,4 x 0,2 (m)	H225, H225M
332A96319000 Swashplate Downtime Device	 Device to immobilize the swashplate in order to store and transport the Main Rotor Hub Including: 3 strips in bent plate equipped with 2 fixation rods	I	62-20		4,01 (kg)	0,31 x 0,195 x 0,062 (m)	H225, H225M
703A95000000 Specific Screwdriver Kit	 Device for deposit or installation of collar inside fuel tank Equipped with guiding socket	I	28-10		0,15 (kg)	0,134 x 0,08 x 0,041 (m)	AS332, AS532, H225, H225M, SA330



Specific handtools or miscellaneous <

REFERENCE		FEATURES	O / I LEVEL	ATA	LABEL	WEIGHT	SIZE	TYPE APPLICABILITY
703A95000500 Specific Screwdriver		Device used to remove screws on baggage compartment floor Consists of hexagonal base	I	25-50				AS332, AS532, H225, H225M, SA330
126672 Tail Rotor Head Slip Ring Set		Including 2 tools: 1 special tube and 1 pin to be introduced it in the special tube to guide the splines	O	30-00		0,15 (kg)	0,4 x 0,02 x 0,02 (m)	H225, H225M
X530P8102101 X3855 frame drilling kit		This GSE is used for X3855 frame drilling	I	53-00		2,5 (kg)	0,4 x 0,4 x 0,15 (m)	AS332MK1, AS332MK2, AS532MK1, AS532MK2, AS532MK2+
332A91411000 Jack Pad		Ball joint with thread M24 x 150 and spherical radius of 12,7	O/I	14-00	CE	0,08 (kg)	0,035 x 0,03 x 0,03 (m)	AS332, AS532, H225, H225M, SA330
332A93314900 Turnaround Collar		Device to support the cyclic swashplate during exchange operation of Rotor Mast bearing Aluminium support with plastic protections in each side	I	62-20		6,8 (kg)	0,32 x 0,32 x 0,175 (m)	H225, H225M
332A93368201 Adjusting Gage		Including: 1 pusher and 3 pegs	I	65-20		0,5 (kg)	0,09 x 0,16 x 0,09 (m)	H225, H225M
703A93031000 Fastening Clip Morcros		Device to extract Morcros Clip on flexible fuel tanks Clip equipped with 2 handles	I	65-00		0,25 (kg)	0,119 x 0,111 x 0,046 (m)	AS332, AS365, AS366, AS532, AS565, H155, H225, H225M
330A93870000 Stretcher Assembly Wrench		Device to set fixation axle of stretcher hooks Sheet metal wrench and welded tube	O/I	65-00		0,5 (kg)	0,1 x 0,02 x 0,02 (m)	AS332, AS365, AS532, AS565, H225, H225M, SA330
332A93322800 Sleeve Splined Spanner		Lock wrench with claws 23000 tm	I	63-20		1,1 (kg)	0,376 x 0,08 x 0,035 (m)	AS332, AS532, H225, H225M, SA330






Specific handtools or miscellaneous <

REFERENCE		FEATURES	O / I LEVEL	ATA	LABEL	WEIGHT	SIZE	TYPE APPLICABILITY
15-ADF-03-00 Inserts Device		Device to pierce and set up inserts in order to install new rear fittings	I	21-00		3 (kg)	0,206 x 0,533 x 0,556 (m)	H225, H225M
332A93320300 Fan Clamp Wrench		Sheet metal wrench	I	63-20		0,5 (kg)	0,185 x 0,09 x 0,018 (m)	AS332, AS532, H225, H225M, SA330
332A91420201 Auxiliary Landing Gear Corset		Device to prevent shock-absorber breaking down Conceived for helicopter without blades 2 articulated half-clamps with locking	O/I	32-20		0,55 (kg)	0,126 x 0,091 x 0,07 (m)	AS332, AS532, H225, H225M
332A93323201 Flange Brake Nut Wrench		Steel wrench with 4 stubs	I	63-20		0,82 (kg)	0,085 x 0,067 x 0,068 (m)	AS332, AS532, H225, H225M
332A93320220 Sta-lock Fan Wrench		Torque capacity: 5 to 5,5 mdaN Steel cap	I	63-20		0,2 (kg)	0,048 x 0,048 x 0,021 (m)	AS332, AS532, H225, H225M, SA330
703A93820000 ADELT Beacon Change Kit		Including: screws, nuts and 1 specific screw (Diameter M3) with knurled head	I	65-00				AS332, AS365, AS532, AS565, H225, H225M
703A93820100 ADELT CPT600 Specific Wrench		Device to exchange the pyrotechnic cartridge	I	65-00				AS332, AS365, AS532, AS565, H225, H225M
703A94610220 Calibration Check Bushing		Device to calibrate the unclutching steering wheel	I	91-00		0,02 (kg)	0,04 x 0,01 (m)	AS332, AS532, H225, H225M
10-511-42 Torque Wrench		Including: 1 torque wrench, 1 fork socket (9/16 inch)	O/I	93-00				H225M



Specific handtools or miscellaneous <

REFERENCE		FEATURES	O / I LEVEL	ATA	LABEL	WEIGHT	SIZE	TYPE APPLICABILITY
332A93323400 Rotor Brake Wrench		Wrench with stub equipped with steel handle	I	63-20		0,92 (kg)	0,32 x 0,16 x 0,034 (m)	AS332, AS532, H225, H225M
332A91256400 Hoist potence handling tool		Lever in 2 parts fastening to the bottom bracket of the hoist potence.	I	25-60		2,2 (kg)	0,91 x 0,24 x 0,03 (m)	AS332, AS532
332A93410001 Main Landing Gear Wrench		Device enabling assembly and disassembly of fixation nut wheels Steel castellated bush with square drive	O/I	65-00		1,02 (kg)	0,15 x 0,06 x 0,06 (m)	AS332, AS532, H225, H225M, SA330
332A91338500 Frequency Adaptor Support		Device to immobilize frequency adaptor during Tail Gear Box and Tail Rotor transportation Elastomer unit equipped with elastic strap	I	12-00		0,44 (kg)	0,072 x 0,063 x 0,057 (m)	AS332, AS532, H225, H225M
Z622V3002102 Upper Stops Unlatch		Device to retract upper stops during deposit of main blades and sleeve Including: 5 compartments with pennant	O/I	62-20		1 (kg)	0,05 x 0,05 x 0,03 (m)	H225, H225M



Other miscellaneous <






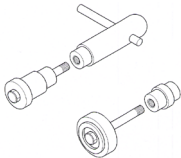


DESCRIPTION

Other kind of tools and ground support equipment required for maintenance activities.

REFERENCE	FEATURES	O / I LEVEL	ATA	LABEL	WEIGHT	SIZE	A/C TYPE APPLICABILITY
703A92001000 Storage Bag	 Canvas bag to store obturators and camp package Included in on board kit	I	00-10		0,33 (kg)	Diameter 0,4 x 0,7 (m)	AS332, AS365, AS366, AS532, AS565, H155, H225, H225M
69-01-3130S-11-10-035-00 Metallic Spatula	 Device to mix ingredients Solded by 10 items	I	62-10		0,01 (kg)	0,185 x 0,01 x 0,003 (m)	ALOUETTE, AS332, AS350, AS355, AS365, AS366, AS532, AS550, AS555, AS565, EC120, GAZELLE, H130, H155, H175, H225, H225M, SA330, SA360, SUPER-FRELON
703A96000002 Documents Bag	 Device to store on board helicopter documents Including: 1 pilot suitcase with wheels, 1 bag and 1 key ring Included in on board kit	I	00-10		0,6 (kg)	0,4 x 0,3 x 0,2 (m)	AS332, AS350, AS355, AS365, AS366, AS532, AS550, AS555, AS565, EC120, H130, H155, H175, H225, H225M, SA330
332A95540000 Small Connecting Rod Lifting Winch	 Device to access to pyrotechnic cartridge of lifting winch type Goodrich 115VAc	O	25-63		0,269 (kg)	0,14 x 0,03 x 0,02 (m)	H225, H225M
75801-332A-12-0042-00 Silk Screen	 Devie to mark the reference of blades	I	64-10				H225, H225M
41102-332A-12-0040-00 Tracing Template	 Device to trace space of polyurethane band of wing root for tail blades	I	64-10		0,04 (kg)	0,2 x 0,07 x 0,07 (m)	AS332, AS532, H225, H225M


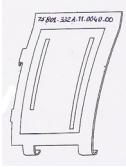
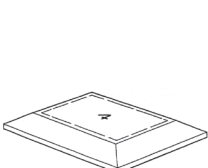
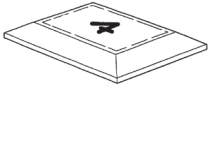


Other miscellaneous <

REFERENCE		FEATURES	O / I LEVEL	ATA	LABEL	WEIGHT	SIZE	TYPE APPLICABILITY
69000402600 Blade Protection		Device to protect blade skin during milling of the tab Steel material	I	62-00		1,04 (kg)	0,1 x 0,06 x 0,05 (m)	AS332, AS350, AS355, AS365, AS366, AS532, AS550, AS555, AS565, EC120, GAZELLE, H130, H155, H175, H225, H225M, SA330, SA360
X230P9001101 Adelt strap		Device is used to prevent inadvertent ELT ejection during ground and maintenance operations.	O	23-00		0,08 (kg)	0,6 x 0,1 x 0,002 (m)	H225M
75803-332A-11-0050-00 Silk Screen		Device to mark the reference of Main Blades Conceived for upper surface	I	62-10				H225, H225M
69-00-04-027-01 Bonding Tabs Tool		Device to press tabs during bonding operation	I	62-10		1,04 (kg)	0,31 x 0,049 x 0,048 (m)	AS332, AS350, AS355, AS365, AS366, AS532, AS550, AS555, AS565, EC120, GAZELLE, H130, H155, H225, H225M, SA330, SA360
KA1503 Rotating Beacon Headlight Check		Cylindrical mask dedicated for maintenance of rotating beacon headlight LEDs	I	33-40		0,158 (kg)	0,11 x 0,11 x 0,08 (m)	H160, H175, H225, H225M
81-00-04-008-00 Bonding Check Device		Device is used to check sockets weakening	I	62-10				AS332, AS365, AS366, AS532, AS565, H155, SA330, SA360
703A92001003 Storage Bag		Canvas bag used to store the on board kit	I	10-00		0,5 (kg)	0,675 x 0,61 x 0,001 (m)	AS332, AS350, AS355, AS365, AS366, AS532, AS555, AS565, EC120, H130, H155, H225, H225M
91720404 Plastic Tube Connector		Device used for sensor chlio-ST during dry nitrogen	I	93-00				H225, H225M



Other miscellaneous <

REFERENCE		FEATURES	O / I LEVEL	ATA	LABEL	WEIGHT	SIZE	TYPE APPLICABILITY
ARZ-510263 Foaming Filling Kit		Device for foaming filling of bambi bucket	I	25-90	CE	7,5 (kg)	0,4 x 0,22 x 0,22 (m)	H225, H225M
75801-332A-11-0040-00 Silk Screen		Device used for paint touch-up	I	64-10				AS332, AS532, H225, H225M
75801-332A-11-0055-00 Silk Screen		Device to mark reference of defrosting main blades Conceived for lower surface	I	62-10				H225, H225M
75802-332A-11-0055-00 Silk Screen		Device to mark the reference of defrosting main blades Conceived for upper surface	I	62-10				H225, H225M
75802-332A-12-0040-00 Silk Screen		Device used for paint touch-up To mark arrow on Tail Rotor Blades Conceived for upper surface	I	64-10				AS332, AS532, H225, H225M
90-03-321A-11-0020-00 Silk Screen		Device used to mark point and serial number of main blades Conceived for upper surfaces French standard L 80090	I	62-10		1,07 (kg)	0,16 x 0,16 x 0,1 (m)	ALOUETTE, AS332, AS350, AS355, AS365, AS366, AS532, AS550, AS555, AS565, EC120, GAZELLE, H130, H155, H225, H225M, SA330, SA360, SUPER-FRELON
90-02-3130S-11-10-000-80 Silk Screen		Device used to mark point and serial number of main blades Conceived for lower surfaces French standard L 80090	I	62-10		1,07 (kg)	0,16 x 0,16 x 0,1 (m)	ALOUETTE, AS332, AS350, AS355, AS365, AS366, AS532, AS550, AS555, AS565, EC120, GAZELLE, H130, H155, H225, H225M, SA330, SA360, SUPER-FRELON
75803-332A-12-0040-00 Silk Screen		Device to mark arrow on tail blades Conceived for lower surface	I	64-10				AS332, AS532, H225, H225M



Other miscellaneous <

REFERENCE		FEATURES	O / I LEVEL	ATA	LABEL	WEIGHT	SIZE	TYPE APPLICABILITY
75804-332A-11-0050-00 Silk Screen		Device to mark a point for sling Conceived for lower surface	I	62-10				H225, H225M
75805-332A-11-0050-00 Silk Screen		Device to mark a point for sling Conceived for upper surface	I	62-10				H225, H225M
75806-332A-11-0050-00 Silk Screen		Device to mark a point for sling on blade tips Conceived for lower surface	I	62-10				H225, H225M
75807-332A-11-0050-00 Silk Screen		Device to mark a point for sling on blade tips Conceived for upper surface	I	62-10				H225, H225M
90-02-330A-12-0000-00 Silk Screen		Device used to mark point and order number of tail blades French standard L80090	I	62-10		1,07 (kg)	0,16 x 0,16 x 0,1 (m)	AS332, AS365, AS366, AS532, AS565, H225, H225M, SA330
75801-332A-11-0050-00 Silk Screen		Device used for paint touch-up To mark receptacle immobilization of main blades	I	62-10		0,8 (kg)	0,5 x 0,4 x 0,005 (m)	H225, H225M
75802-332A-11-0050-00 Silk Screen		Device to mark the reference of main blades	I	62-10				H225, H225M
75801-332A-12-0043-00 Silk Screen		Device to mark the reference of tail blades	I	64-10				AS332, AS532, H225, H225M



Tools & GSE **Services**



Easy Spare Parts

Sales & Distribution

Supply any procurable new and used parts including tools & Ground Support Equipment, for the whole Airbus Helicopters range.

Easy Spare Parts service has been tailored to match customers expectations in terms of reactivity and delivery lead times.

100% commitments on parts delivered on time for planned orders⁽¹⁾, Airbus Helicopters offers a compensation for possible late deliveries in accordance with Standard Conditions of Sale.

⁽¹⁾ Planned orders : requested delivery date above 15 days from the order date

As a digital solution, this Pay-By-Event service is available through the eOrdering service on our AirbusWorld collaborative platform. It allows customers to easily find parts they need while providing all order tracking information.

Airbus Helicopters customers may now benefit from our new Marketplace accessible through the eOrdering service on our AirbusWorld collaborative platform. They will find extended parts catalogues from specialized Vendors, including tools & Ground Support Equipment.



Technical Support

Service scope

For any technical question related to Tools & GSE, get in direct contact with our worldwide technical network of tech-reps & customer centers positioned close to your operations.

For any AOG needs, a responsive 24/7 service around the clock taking care of you anytime, anywhere and is also accessible through a unique contact or through the Technical Request service on our AirbusWorld collaborative platform.

AIRBUS**HELICOPTERS**

HCare

24/7 Worldwide Customer Support

customersupport.helicopters@airbus.com
Phone: + 33 4 42 85 97 97
Fax: + 33 4 42 85 99 96

AirbusWorld customer portal
<https://airbusworld.helicopters.airbus.com>

Calibration and Repair services for Tools & Ground Support Equipment

For any calibration and repair request related to Tools & GSE, get in direct contact with our focal point in charge of this service through the email address:

contact.tools-calibration.ah@airbus.com.

Commercial Off The Shelf Tools & Ground Support Equipment (COTS)

For the supply of COTS tools and ground support equipment, comprising standard equipment that is generally available on the market such as power supply benches, pressure generators, multimeters etc, Airbus has signed a cooperation agreement with the company Kit-Aero.

Under this agreement, Kit-Aero will now handle the promotion, sales and after-sales support of COTS tools and ground equipment towards Airbus Helicopters' Customers.

The objective of providing a single focal point for sales and support on COTS segment, attractive prices and technical expertise and products benchmark.

For requests related to COTS tools and ground support equipment, Airbus Helicopters Customers are invited to visit Kit-Aero's website (www.kit-aero.com) or contact them directly at info@kit-aero.com.



From the AirbusWorld eOrdering service, one click gets you to the Marketplace, where you can buy a wide range of parts directly from external vendors.

Since October 2020, this one-stop shop proposes you a new experience and enhanced features:

- Find the right offer: an easy way to compare offers and sort them by price, availability, transport cost,
- Be informed in realtime: an efficient tracking of orders and quotations,
- Get the part faster: an increased reactivity from vendors thanks to a their dedicated portal,
- And more...

The Marketplace offers are spread out in the categories chemicals and consumable material, tools and ground support equipment, shelving and storage.

If you have any question, please contact support.marketplace.ah@airbus.com or your Airbus Helicopters front office.



Standard Conditions of **Sale**

1 - DEFINITIONS

- AOG (Aircraft On Ground) means a situation in which the Helicopter is unable to fly or is ineligible to return to service because of an unscheduled need for replacement or major repair of components, that is not related to scheduled maintenance tasks.

- BFE/CFE means Buyer Furnished Equipment / Customer Furnished Equipment.

- Certificate of Conformity (or Statement of Conformity) means the document issued by the Seller's quality assurance organization after completion of procedures approved by the respective authorized national agency certifying the Product's conformity with the Seller's applicable specifications.

- CAMO means Continuing Airworthiness Management Organization.

- Contract means the agreement between the Seller and the Customer of which these Standard Conditions of Sale form part, comprising the applicable Specific Annex(es) and the Purchase Order or Order Confirmation.

- Core Unit means the used Part sent by the Customer to the Seller in case of exchange for an overhauled or repaired Part under the standard exchange service.

- Customer means the person, entity, or company to whom the Seller sells any Products and/or Services under the Contract.

- Customer Center means a subsidiary or an affiliated company of the Seller.

- Documentary Credit means an irrevocable, confirmed and nontransferable documentary credit.

- EASA means European Aviation Safety Agency.

- Helicopter means helicopter manufactured by the Seller.

- Item means transmission components, blades and/or equipment.

- OTL, SLL mean respectively Operating Time Limit and Service Life Limit.

- Part means a piece of an Item or a Product.

- Party/Parties mean either separately or collectively the Customer and/or the Seller.

- Product(s) means the goods to be provided by the Seller under the Contract in compliance with the applicable specification and/or definition, including all types of Helicopters, optional equipment, Spare Parts, tools, other equipment, documentation, technology, data, software on a Product (and any other goods mentioned in the Specific Annex(es), when applicable).

- Production Organization Approval (POA) means approvals issued by the respective competent authority to the Seller in compliance with EASA part 21/G regulation.

- Order Confirmation means the acknowledgement of receipt of the Customer's order by the Seller, i.e. either the confirmation sent by the Seller to the Customer to take into account the Customer's order or the approval sent by the Customer to the Seller on the Quotation.

- Purchase Order (or Order) means the order covering the acquisition of Products and/or Services.

- Quotation means the priced offer and associated conditions, sent to the Customer by the Seller.

- RMA means Return Material Authorization format provided by the Seller for the purposes of the warranty article and/or R&O Service.

- R&O means the following activities: repair, overhaul, standard exchange, inspection and modification of an Item.

- Seller means Airbus Helicopters (SAS) located in Marignane, France and/or Airbus Helicopters Deutschland GmbH, located in Donauwörth, Germany.

- Service(s) means the services which may be performed under the Contract consisting of:

- performance of R&O
- Technical Data, technical assistance, technical expert
- services, and/or tool rental
- performance of Training,
- SaaS,

- and any other services mentioned under the Specific Annex(es), when applicable.

- SaaS (Software As A Service) means a software application available online on an internet website and/or a software application available on defined mobile operating system(s).

- Specific Annex (or Annex) means the annex of the SCS outlining specific conditions.

- Spare Parts means new parts to be provided by the Seller.

- SCS means general Standard Conditions of Sale for Products and Services.

- SB means Service Bulletin.

- STC means Supplemental Type Certificate and also refers to an equipment which has a STC.

- TAT means Turn Around Time, from the time the Seller receives the Customer's Item and its related and valid documents in its facility up to the time the Item is at the Customer's disposal Free Carrier (FCA) Incoterms® 2010 at Seller's facility, less the Customer's approval lead time and/or less lead time due to Customer's responsibility discrepancies.

- Training Items means training software, training documentation and courseware.

- Training means training need analysis, training courses, simulator sessions and on-the-job training.

- TSN, TSO, TSR, TBO mean respectively Time Since New, Time Since Overhaul, Time Since Repair and Time Between Overhaul.

- VAT means Value Added Tax.

2 - SUBJECT AND SCOPE

These general Standard Conditions of Sale apply to any sale of Products and/or Services sold by the Seller to its Customer(s), excluding brokerage or other distributor activities. The purchase of the Products and/or Services by a Customer is considered to be performed within the framework of its professional activities.

These general Standard Conditions of Sale are supplemented by the relevant Specific Annex(es) as quoted hereinafter, when applicable:

- for Helicopter sales:

- Sale of new Helicopters and associated services
- Sale of pre-owned Helicopters and associated services

- and for Products (other than Helicopters) and Services:

- Sale of Spare Parts
- R&O Services
- Technical Data, technical assistance, technical expert services, tool rental
- Training Services and Training Items
- Helicopter maintenance, repair, overhaul, inspection, upgrade and retrofit
- SaaS

3 - PURCHASE ORDER / QUOTATION

3.1 Sale of Helicopters and associated Services – Purchase Order

The Helicopter Contract shall be binding when signed by both the Seller and the Customer and shall come into force upon receipt by the Seller of the initial down-payment and subject to compliance to article 4.1.

3.2 Products and Services sold independently of a Helicopter sale – Order issuance, acceptance

Customer's Orders shall be confirmed by the Seller in writing. The Contract shall become binding upon receipt by the Customer of the Seller's Order Confirmation and shall come into force upon receipt by the Seller of the down payment when relevant (as mentioned under article 6.2) and subject to compliance to article 4.1. The delivery schedule shall become effective upon receipt of the down payment.

In case the Customer requires a Quotation from the Seller, the Contract shall become binding when the Seller receives the Customer's written approval of such Quotation issued without changes. Said Quotation duly signed by the Customer shall constitute the Order Confirmation when received by the Seller.

3.3 Purchase Order modifications

3.3.1 Modifications to Purchase Order by the Seller

Pursuant to new manufacturing or engineering requirements, obsolescence or new regulations, the Seller shall be entitled to carry out modifications without the consent of the Customer, as long as these modifications do not affect the specification and/or performance of the Product and/or Services, and/or delivery time. Should the requirements affect specification and/or performance of the Product and/or Services, related costs and/or delivery time, the Seller and the Customer shall agree on the contractual consequences. If the Parties fail to reach an agreement within one (1) month, the Seller shall be entitled to terminate the Contract under the conditions stated in article 14.2.

3.3.2 Modifications to Purchase Order modifications by the Customer

Any changes or configuration changes requested by the Customer require prior mutual written agreement of the Parties and may lead to an adjustment of the price and/or delivery time.

4 - EXPORT AND IMPORT LICENCES – AUTHORIZATIONS, CUSTOMS

The Customer hereby undertakes to comply at all times with all applicable laws and regulations in particular and not limited to national and international anti-corruption, anti-money laundering and export control laws and regulations (together "Regulatory Rules").

4.1 Representation from the Customer and Know your Customer policy

The Customer undertakes to provide truthful, accurate and complete information to the Seller such as may be required by the Seller from time to time to comply with its obligations pursuant to the Regulatory Rules, including but not limited to information on the Customer's corporate structure and shareholding, or source of financing of the Contract. The Contract will only come into force once the Seller has received from the Customer all required information and performed all necessary verifications pursuant to the Regulatory Rules and to the "Know your Customer" policy of the Seller.

During Contract execution, failure by the Customer to comply with the Regulatory Rules and /or failure to timely provide all necessary information and/or cooperate with the Seller shall entitle the Seller to terminate the Contract forthwith without any prior notice and liability whatsoever.

4.2 Export and Import licences - authorizations

All Products, including but not limited to item(s)/commodity(ies) (goods/hardware, software and technology(ies)) and/or Services may be subject to export laws and regulations as well as national, foreign and international regulations, and the Parties acknowledge that violations to such laws and regulations are prohibited.

The Seller will perform all necessary and appropriate procedures for requesting any official authorizations (such as export licences) needed for the performance of the

Contract. The Customer agrees to provide reasonable assistance or any documentation or certificate requested by the Seller to obtain the necessary authorizations and/or to ensure compliance with the applicable laws and regulations. The Seller shall not be held liable if the authorizations are not granted or are granted with delay or if an authorization that has been granted is revoked or not renewed. Such event shall be considered as a force majeure event as defined in article 13.1.

The Customer shall obtain in due time any import licence/authorization required in its country for the Products and/or Services covered in the Contract and shall provide in due time the Seller upon its request with an end-user certificate duly signed by an empowered representative or, when necessary, its national authorities. The Seller agrees to provide, upon Customer's written request, reasonable assistance and any documentation for obtaining the import licences and/or to ensure compliance with the applicable laws and regulations.

Export licences/authorizations are provided for a specific end-use/enduser and/or with specific provisions and/or conditions. The Customer undertakes to abide by the content of governmental licences/authorizations and to warrant and represent certificates signed in the context of application procedures. Any change in the end-use/ end-user of the corresponding Products and/or Services requires the prior authorization of the government that has issued the said export licences/authorizations. Therefore, prior to any transfer of control, possession, registration, title, ownership, etc. of Products and/or Services to any third party, the Customer shall notify the Seller thereof in order to allow the Seller to assess the necessary actions to be taken and the procedures to be applied. The Customer shall then follow the instructions given by the Seller.

The Parties also agree not to re-export any technical information or technology that may be exported under the Contract without first obtaining the other Party's approval and, when necessary, approval from the relevant Governmental authorities.

4.3 Customs

Irrespective of the applicable Incoterm, if Products are exported directly to a country outside the European Union, the Seller will provide appropriate export customs documentation to the Customer or its designated freight forwarder. The Customer guarantees correct closure of the related customs procedure in due time on leaving the European Union or the country of dispatch. In case of non-compliance, the Customer shall be liable for any additional costs and charges imposed on the Seller by the national tax administration.

If the Seller transports the Products by ferry-flight, the Customer will have to provide additional documentation to the Seller to prove exportation for VAT purposes. The Seller will inform the Customer of the required documentation in due time before the delivery date.

5 - PRICES

5.1 General

Prices are stated and payable in Euros.

Helicopter prices and the prices of other Products and Services sold together with Helicopters are according to the baseline Helicopter definition in force at the date of signature of the Contract and to the specific configuration and scope detailed in the Contract.

For Products and Services sold independently of Helicopters, all invoices for Products and Services will be at the prices stated in the relevant Seller's price list in force, or in the relevant Quotation. The Seller's price lists are subject to regular updates.

Prices relate to Products and Services delivered in accordance with the Incoterms mentioned in each Specific Annex of these SCS.

5.2 Duties and taxes, VAT

Prices are exclusive of taxes, duties and/or charges resulting from administrative and legislative regulations in force in any country other than the Seller's country and of any customs and duty charges, which shall be borne by the Customer.

Prices are exclusive of VAT or sale taxes or turnover taxes or other similar taxes. If applicable, such taxes will be charged in addition.

5.3 Additional costs/ Chargeable amounts

Prices, unless otherwise stipulated in the Contract, do not include any preparation,

packing and crating charges nor any modifications carried out at Customer's request before and after delivery, expenses incurred for the inspection of Products by third parties, expenses relating to freight forwarding, carriage by sea, air or land, ferry-flight, storage and insurance costs incurred after Customer's acceptance.

For all Orders below a minimum amount of two hundred (200) Euros, the Seller reserves the right to invoice a minimum amount of two hundred (200) Euros.

6 - PAYMENTS

6.1 General

The payment obligation will be considered fulfilled at the time the due amount is irrevocably credited in full to the Seller's bank account. The Customer shall make the payment by bank transfer (swift), which, on the Seller's request, may be secured by a stand-by letter of credit or a Documentary Credit.

Any down payments are non-refundable, as they are necessary to partially cover the production, procurement, financial, administrative and other costs. In the event of payment by Documentary Credit, the Customer shall at the time of the initial down payment and/or Purchase Order, open at its own expense, a Documentary Credit in favour of the Seller for the Contract price, reduced by the initial down-payment, if any. The Documentary Credit shall permit partial deliveries and shall be valid for the total specified period of delivery or performance plus three (3) months covering the time required for preparing the necessary documents and for performing the payment. Should the Documentary Credit expire before full delivery is completed, the Customer shall in due time extend, at its expense, the Documentary Credit without any need for action in this respect on the part of the Seller. The Documentary Credit shall be payable at sight in favour of the Seller as deliveries are made upon presentation of the following documents by the Seller to the bank:

- In case of Helicopter sale :

- Commercial invoice in triplicate,
- Statement of conformity or Certificate of Conformity for Helicopters and optional equipment installed therein,
- Authorized release certificate (EASA Form 1) for packed optional equipment and Spare Parts and
- Certificate of Conformity for miscellaneous parts and tools which are not subject to installation on Helicopter.

- In case of Products and Services sold independently of a Helicopter sale

- Commercial invoice in duplicate, and
- Any document specified by the Seller and mentioned under the Contract.

As well, the stand-by letter of credit shall be opened at Customer's expense and payable upon presentation by the Seller on first demand to the bank of the here-above described documents.

6.2 Payment terms

6.2.1 Sale of Helicopters and associated Services

The Customer shall make the following payments:

- An initial down payment of thirty (30) per cent of the contractual amount no later than fifteen (15) calendar days after the signature of the Contract,

- An intermediate down payment of

- Twenty (20) per cent of the contractual amount, six (6) months prior to delivery for H125, H130, H135 and H145 Helicopters, or
- Thirty (30) per cent of the contractual amount, nine (9) months prior to delivery for AS365, H155, H175 and H225 Helicopters,

- The balance of the total contractual amount at the time of the acceptance of the Products and Services and prior to delivery.

In case of sale of pre-owned helicopter(s), the Customer shall make the following payments:

- An initial down payment of thirty (30) per cent of the contractual amount no later than fifteen (15) calendar days after the signature of the Contract,

- The balance of the total contractual amount at the time of the acceptance of the

Products and prior to delivery.

6.2.2 Products and Services sold independently of a Helicopter sale

For any Order, the Customer shall make the following payments:

- Upon Contract signature, a thirty (30) per cent down payment of the total amount of the Contract shall be paid by the Customer no later than fifteen (15) calendar days following the date of invoice;

- Upon delivery of the Products / performance of the Services, the balance of the invoiced amount of the delivered Products or Items / performed Services shall be paid by the Customer no later than thirty (30) calendar days following the date of invoice.

Nevertheless, for Spare Part Orders not exceeding two hundred thousand (200,000) Euros and for R&O Service Orders not exceeding fifty thousand (50,000) Euros, full payment shall be made upon delivery no later than thirty (30) calendar days following the date of invoice.

Payment terms for Services such as, but not limited to, SaaS or Helicopter maintenance, repair, overhaul, upgrade, retrofit or inspection, are specific and defined in the relevant Specific Annex.

Without prejudice to article 6.3, should the Customer be in a situation of past due balance exceedance towards the Seller, the Seller is entitled, without prior notice, to

- alter the terms of payment and request cash in advance payment for any Order and/or

- postpone any Product delivery or Service performance ordered by the Customer to the Seller in any agreement without any liability whatsoever to the Seller; the Seller may charge the Customer for any additional costs and/or expenses incurred as a result of such postponement, such as but not limited to storage, maintenance, loss of training slot.

Unless otherwise agreed, no discount shall be granted by the Seller to the Customer in case of early payment.

6.3 Penalties for late payment

Payment shall under no circumstances be postponed or apportioned for any reason whatsoever. Consequently, in case of late payment, the Customer shall pay to the Seller interest on the unpaid amount at the rate calculated on the basis of ten (10) percentage points per annum computed on the basis of 365 days/year and the actual number of days elapsed since the due date until the actual date of payment without any need for a formal demand or any prior notice.

Without prejudice to the above, should the Customer fail to pay or in the event of a delay in payment, the Seller will be entitled to extend the schedule for an equivalent time period and/or suspend performance of the Contract and/or in all cases, definitively retain the amount of any payments already made by the Customer. The retention of any such payment shall not preclude the Seller from seeking compensation from the Customer for further damages and/or costs. In the event of a delay or failure by the Customer to pay for more than two (2) months, the Seller shall be entitled to terminate the Contract for default of the Customer under the conditions defined in article 14.2.

In addition, when French law is applicable as per article 15, the Customer shall also be liable to the Seller for a fixed amount of forty (40) Euros for cost recovery fees pursuant to French code of commerce article L. 441-6. If the actual costs incurred by the Seller in recovering unpaid sums exceed forty (40) Euros, the Seller shall be entitled to ask for additional compensation upon producing evidence of such actual costs.

7 - QUALITY ASSURANCE AND AIRWORTHINESS

7.1 General

Airbus Helicopters and Airbus Helicopters Deutschland GmbH hold

- a POA issued by EASA according to Part 21/G regulation,

- a maintenance organisation approval in compliance with the EASA Part 145 regulation, as issued by its respective national civil aviation authorities, and

- a training organisation approval in compliance with the EASA Part 147 for maintenance staff and helicopter Part FCL (Flight Crew Licensing) for aircrews as issued by its respective national civil aviation authorities.

The privileges of an approved production organization include the issuance of airworthiness documents.

The Seller holds a CAMO approval certificate issued by its national civil aviation authority in compliance with EASA Part M/ Subpart G.

The official recognition that Products and repaired / overhauled / standard exchange Items have satisfied the quality assurance procedures is certified by the issuance of the following documents:

For Helicopter(s) in baseline definition and installed optional equipment:

- A Statement of Conformity or Certificate of Conformity issued by the Seller's quality organization to certify compliance with the contractual specification,
- An Aircraft Statement of Conformity (EASA Form 52) for Helicopters sold to customers of EASA member states signed by the Seller's authorized certifying staff within the above mentioned POA. The EASA Form 52 allows the issuance by the national civil aviation authority of the certificate of airworthiness for the European countries members of EASA, or
- A certificate of airworthiness for export, for Helicopters sold outside the European Union, issued by EASA upon submission by the Seller of the above mentioned original Helicopter Statement of Conformity (EASA Form 52),
- For the concerned components/equipment, a hard copy of the logcard or a digital one at the Customer's choice,
- Upon request, a certificate of non-registration issued by the national civil aviation authority.

For optional equipment delivered packed, Spare Parts and repaired / overhauled / standard exchange Items:

- Upon request, a Certificate of Conformity or other equivalent document issued by the Seller's authorized certifying staff, for standard components,
- An authorized release certificate (EASA Form 1) for other certified components or non-standard Spare Parts issued on behalf of the national civil aviation authority by the Seller or the Seller's selected workshop,
- A logcard if applicable. For new parts/items: a hard copy or a digital one at the Customer's choice,

For other parts/items: if the Customer is using the paper format, in the same format as provided by the Customer, the previous customer or previous user as applicable; if the Customer is using the digital format, a digital one,

- A dual or tri release if required through a bi/tri lateral agreement between authorities (e.g. Federal Aviation Regulation (FAR) 145 / Transport Canada Civil Aviation (TCCA) 145).

For miscellaneous parts and tools which are not subject to installation on the Helicopter (if applicable):

- A Certificate of Conformity issued by the Seller.

The Customer that has its civil helicopter registered in a country under EASA regulation is responsible of any task related to the management of the continuing airworthiness of the helicopter or shall transfer this obligation by signing a contract with a CAMO in order to ensure the proper accomplishment of the airworthiness management activities in accordance with the regulations in force (Part M/ Subpart G). Upon signature of the Contract with the Seller, the Customer shall indicate who will assume the responsibility of the CAMO.

7.2 Modifications after delivery

The Seller will notify the Customer of any modifications that the competent national airworthiness agency has decided to impose on Helicopters or Spare Parts of the same type. In the event of such modifications, the Seller shall make available to the Customer, within a reasonable time, at the latter's request and expense, the equipment kits required to incorporate such modifications to the Helicopter and Spare Parts previously delivered. For this purpose, the Customer shall receive at no additional cost the technical information bulletins relating to the type of Helicopter mentioned in the Contract for as long as at least one (1) Helicopter of the type remains in service with the Customer.

8 - ACCEPTANCE AND TRANSFER OF OWNERSHIP AND RISK

8.1 Helicopter acceptance activities

8.1.1 Helicopter acceptance activities by the Seller

Prior to Customer's acceptance activities for new Helicopters, the Seller shall perform production ground and flight tests on Helicopters. Flight tests will not exceed per Helicopter:

- Twenty (20) flight hours for H125, H130, H135 and H145 or,
 - Thirty (30) flight hours for AS365, H155 and H175 or,
 - Fifty (50) flight hours for H225.
- Equipment and components may be delivered with up to fifty (50) hours and/or the remaining time of equipment and components may be reasonably affected by the industrial cycle. Additional hours may be flown in the event that development and installation of specific equipment is requested by the Customer. The cost of such additional hours shall be borne by the Customer. Helicopter non conformities with certified definition, which have an impact on Helicopter operation and maintenance by the Customer, shall be submitted to the Customer for approval.

Upon satisfactory completion of the Seller's acceptance activities, a Certificate of Conformity will be issued by the Seller. As from the date of issuance of this document, the Helicopters shall be deemed ready for Customer's acceptance, referred to as the "Ready for Acceptance" date.

8.1.2 Helicopter acceptance activities by the Customer

Not later than (1) month prior to the date on which a Helicopter is to be Ready for Acceptance by the Customer, the Seller will provide the Customer with a procedure describing the acceptance process (organization, schedule, documents, etc) and document(s) defining the flight tests that could be performed by the Customer (hereinafter referred to as "Acceptance Test Document(s)"). The purpose of these tests is not to re-perform certification tests. These documents shall be valid for all Helicopters of the same type.

Within one (1) week after receipt of the Ready for Acceptance notice, the Customer shall send to the Seller the information required from the Customer's representatives in order to be admitted to the Seller's premises. The Customer's inspection team shall not exceed three (3) persons.

The acceptance activities by the Customer shall not exceed, per Helicopter:

- One (1) day for H125, H130, H135 and H145, or
- Two (2) days for AS365 and H155, or
- Three (3) days for H175 and H225.

The Customer shall bear its own expenses and costs related to the Customer acceptance activities including but not limited to travel and accommodation of its representatives during this process.

During the Customer's acceptance activities, it may perform acceptance flights, the combined time of which shall not exceed per Helicopter one (1) flight hour for H125, H130, H135 and H145 Helicopters and two (2) flight hours for AS365, H155, H175 and H225 Helicopters.

Acceptance flights will follow the format and procedures described in the Acceptance Test Document(s) provided by the Seller and shall be carried out under the responsibility of a Seller's pilot acting as pilot in command.

Unless a major deviation from the specification is found during the Customer's acceptance, the Customer shall accept the Helicopters as being in conformity with the contractual specifications. The acceptance shall be acknowledged by the Customer's signature of an acceptance certificate, designated as "Acceptance Protocol" and/or "Acceptance and Transfer of Ownership Protocol". If the acceptance certificate is not signed within the above acceptance time period, and without such absence of signature being duly justified in writing explaining the precise reason of the rejection and the contractual grounds thereof, or if the Customer does not attend the acceptance procedure, the acceptance shall be deemed to have been granted by the Customer.

8.2 Acceptance of the other Products than the Helicopters and Services

A Certificate of Conformity or equivalent document is issued by the Seller for Products other than the Helicopters. With regards to Products other than Helicopters, the Customer shall check and notify any defect and/or non-conformity with the Order and/or missing associated documentation in a documented registered letter:

- within twenty one (21) calendar days as from the date the Seller has notified that the Product is ready to be collected, or

- in case of Products delivered CIP or DAP, the time frames for acceptance are the following:

- forty eight (48) hours for AOG Orders,
- fifteen (15) calendar days after delivery for Training Items and/or technical publications

and claims against the carrier shall be made within three (3) working days as from the date of receipt of the Product. After expiry of said periods, the Customer's acceptance of the Products shall be deemed given unless the Customer's refusal is duly substantiated in writing and explaining the precise reason of the refusal and the contractual grounds thereof.

For the Services, except SaaS, a certificate of completion of Services or assignment sheet shall be issued once the Service has been performed. The Customer shall sign the form certifying that the Service has been provided in accordance with the Contract. Unless the Customer's refusal is duly substantiated in writing and explains the precise reason of the refusal and the contractual grounds thereof, the Service shall be deemed accepted five (5) working days after issuance of the certificate of completion of the Services or of the assignment sheet. SaaS, including any and all of their supporting elements and content, are provided on an "as is" and "as available" basis.

8.3 Collection of Products

After the transfer of ownership, the Customer shall collect the Helicopter within two (2) weeks in case of ferry flight or within one (1) month if it is to be dismantled or conditioned for sea, air or road transport. If the Customer has requested pilot's training following the acceptance of its Helicopter, said duration shall be extended by the time required to train its pilot(s) on its Helicopter.

The Customer shall collect any optional (i.e. not installed on Helicopter) packed equipment, Spare Parts, R&O Items and/or tools:

- within four (4) weeks for Products sold together with Helicopters
- within fifteen (15) calendar days otherwise following the notification by the Seller to the Customer of its availability.

If the Customer fails to pick up its Products within the above mentioned periods of time:

- The Customer shall reimburse the Seller any expenses incurred by the Seller such as maintenance, storage, insurance, taxes and associated penalties if any, levies, etc. The foregoing does not constitute any obligation for the Seller to maintain, store or insure the Products beyond the date the Products should have been collected.

- The Seller may terminate the Contract as per article 14.2 and shall not be liable for any loss or damages incurred by the Customer as a consequence of such termination.

In the event that the Products are delivered in consigned containers, the Customer shall return said containers at its expense within fifteen (15) calendar days after they are made available to the Customer by the freight forwarder. After the expiry of this period, the Seller shall be entitled to invoice the container at its current price.

8.4 Transfer of ownership and risk

8.4.1 Helicopters

Transfer of ownership of the Product shall be subject to the prior fulfilment by the Customer of its obligations, in particular full payment of the balance of the Contract and interest, if any. Upon signature of the "Acceptance Protocol" or the "Acceptance and Transfer of Ownership Protocol" by the Seller and the Customer and upon full payment of the Contract price, the ownership of the Products is transferred from the Seller to the Customer. The Seller shall also immediately issue the bill of sale.

All risks relating to the loss of or damage to the Products shall pass to the Customer upon transfer of ownership following delivery, as per the Incoterms specified in the Specific Annex applying to the sale of new Helicopters and associated Services.

Until the transfer of risks to the Customer, the Seller shall maintain an insurance coverage whose the scope, the limits of cover and the duration are as wide as what is usually practiced in the aviation industry for the activities to be performed by the Seller.

From the transfer of ownership to the Customer,

- the Customer shall effect and maintain, at its own cost, an appropriate insurance coverage, including but not limited to a hull all risk and hull war risk insurance coverage;
- with respect to the Customer's hull all risk and hull war risk insurance coverage, the Customer shall cause the insurers of the Customer's hull insurance policies to waive all rights of subrogation against the Seller, its assignees and its directors, officers, agents and employees.

From the transfer of risks, the Customer shall bear all risks related to the Helicopter

and waive the right of any recourse of any nature whatsoever against the Seller, its assignees and its directors, officers, agents and employees to this respect.

In case of collection of the Product by the Customer as per article 8.3, the Seller shall remain liable for any damage to the Products due to the Seller's negligence, gross negligence or wilful misconduct until the collection of the Product provided that the collection is made in the timeframe defined in the two first paragraphs of article 8.3.

At Customer's request and costs, and according to the terms of the Contract, the Seller will dismantle and package the Helicopter for transportation after the transfer of ownership.

8.4.2 Products other than Helicopters

The transfer of ownership of any Products other than Helicopters shall take place:

- at the Seller's facility, at the time of their collection by the forwarding agent appointed by the Customer, or

- in case of Products delivered CIP or DAP, at the mentioned delivery place, and shall be subject to the prior performance by the Customer of its obligations in particular the full payment of the delivered Products and interest, if any.

As a result, should the Customer fail to pay according to the contractual payment terms, the Seller reserves the right to terminate the Contract through notification sent by registered letter and, if the Products are already delivered, to demand that said Products be returned.

If the laws of the country where the Products are delivered do not allow the Seller to regain ownership, the Seller shall be entitled to benefit from any other rights that such laws may confer. The Customer shall implement all measures necessary to protect the Seller's aforementioned rights. In all cases, this will not prevent the Seller from claiming any damages.

Risk of loss or damage to the Products is transferred to the Customer at the time of delivery of the Products by the Seller as determined by the agreed Incoterms® 2010.

8.5 Adherence to the delivery date

Adherence to the delivery date is conditioned upon the Customer fulfilling all of its contractual obligations.

9 - WARRANTY

9.1 General

The Seller warrants that the Products and Services provided, except the turbine engine(s), specific equipment with a STC mentioned in the Contract (if any) and MEGHAS avionics equipment, are free from defects in material and workmanship under normal use and service and that software identified in the applicable Helicopter specification substantially provides the functions set forth in the said specification or in the applicable SB.

The turbine engine(s) as well as the MEGHAS avionics equipment installed in the Helicopter and STCs equipment identified in the Purchase Order are covered by the warranty granted by the manufacturers of these items (Safran Helicopter Engines, Pratt & Whitney and Thales and the STC holder), the benefits of which the Seller hereby assigns on to the Customer who hereby acknowledges and accepts such assignment.

As soon as possible but no later than fifteen (15) calendar days after the discovery of a defect, the Customer shall furnish to the Seller, by using a warranty claim form provided by the Seller, the full details of its claim and the basis thereof. As soon as it receives the said form, the Seller will forward to the Customer a warranty claim acknowledgment and a RMA form. Within fifteen (15) calendar days following the receipt of such documents the Customer shall return the allegedly defective Parts to the Seller. If the Customer fails to return the allegedly defective Parts in due time, the Seller reserves the right to invoice the replacement Parts which have been ordered or produced for the Customer at the price stated in the relevant Seller's price list in force, or in the relevant Quotation.

The Seller will compensate reasonable transportation costs outbound from the Customer premises to the Seller's premises for the repairable Parts for which the benefit of the warranty has been granted by the Seller. The Customer shall send the invoice to the

Seller by the end of each quarter and in any case not later than three (3) months after the acceptance by the Seller of the warranty claim. Corresponding credit notification will be issued on a quarterly basis by the Seller and shall be applicable to Spare Parts and/or R&O invoice(s). Insurance, customs expenses and other charges as well as the expenses incurred by the Customer for the removal, re-installation, calibration and troubleshooting operations with respect to such Parts shall be borne by the Customer.

However, during the first year of the warranty of a new civil Helicopter (except H215 one), for each valid warranty claim, the Seller will compensate in kind the Customer for reasonable labour charges related to warranty issues on the basis of removal and re-installation of the concerned Part(s) (troubleshooting excluded). These labour charges flat rates in force are defined by the Seller per category and are available to the Customer on request. Such compensation shall be cumulated on a monthly basis under the form of a credit which shall be valid for one (1) year and shall be used by the Customers for paying ordered Spare Parts. If applicable, the Customer hereby authorizes the Seller to grant the credit to the company who manages and performs the warranty claim on its behalf for the final benefit of the said Customer.

Said credit(s) shall not apply in case of Customer's default, such as, but not limited to, late payment and payment failure. For Parts for which the benefit of the warranty has been granted by the Seller, the return transportation costs to the Customer premises shall be borne by the Seller.

The warranty exclusions are as follows:

- Parts and any associated costs incurred for scheduled maintenance, or
- if the Customer has failed to notify the Seller of its warranty claim within two (2) weeks from the failure occurrence date, or
- if the supply and/or any part thereof is stored, freighted, operated, maintained, installed, repaired or overhauled otherwise than in accordance with the manuals, documentation and instructions delivered by the Seller, or
- in the event that maintenance activities have not been properly entered in the appropriate logbook (or in case of failure to produce the logbook to the Seller if so requested), or
- if the defective Product or any part thereof has been repaired or altered otherwise than as instructed by the Seller or its subcontractors/suppliers, or
- if the Product or any part thereof has suffered an accident, or
- in the event of a defect that is the result of normal wear and tear, or
- if the Product has not been delivered by the Seller, or
- if such Product or any part thereof is not properly stored and protected in accordance with instructions delivered by the Seller, or
- if the defect is partly or wholly caused by a defective item not provided by the Seller, or
- if the software or the host media is exposed to any computer virus or to any conditions in excess of those published in the applicable manuals, documentation and instructions delivered by the Seller, as well as any alteration and/or modification not validated by the Seller, having an impact on the software, or
- normal wear and tear of item(s) such as, but not limited to, seals, tires, inner tubes, bulbs, packings and similar consumables parts. The warranty is granted to the Customer personally.

As a consequence, should the Customer sell a Helicopter during the warranty period, it undertakes to notify the Seller of the new owner's name at the time of the transfer of title. Notwithstanding, any request for warranty transfer to any third party within the six (6) months following the Helicopter's delivery is subject to the prior written consent of the Seller. Should the Customer want the warranty to be managed by a third party, it shall then provide the Seller with a power of attorney authorizing the said third party to act on its behalf. The warranty constitutes the Seller's sole liability in case of breach of the warranty obligation, and is exclusive and in lieu of any other warranty or remedy available under the Contract or at law.

9.2 Warranty period

The Seller's obligation under the warranty is limited to the repair - or replacement at

the Seller's discretion - of the allegedly defective Products or Services that have been returned to its facility and, at the time of any repair or replacement have been recognized by the Seller after expert investigation as defective. To be eligible under this warranty, the alleged failure must have occurred within the time-limits mentioned here-after:

- For new civil Helicopter(s) (except H215 one) in baseline definition and installed optional equipment:
 - Within two thousand (2,000) flying hours or thirty six (36) months after their acceptance at the Seller's factory, whichever event occurs first.
- For Spare Part(s) and SB kit(s):
 - Within one thousand (1,000) flying hours or twelve (12) months from the time they are fitted to the Helicopters or twenty four (24) months after their delivery from the Seller's factory, whichever event occurs first.
- For tool(s):
 - Within twenty four (24) months after their delivery from the Seller's factory.
- For Training Item(s):
 - Within the twelve (12) months after their delivery from the Seller's factory.
- For repaired, overhauled and standard exchange Items, and used Part(s):
 - Within five hundred (500) flying hours or six (6) months from the time they are fitted to the Helicopters or twelve (12) months after their delivery from the Seller's site, whichever event occurs first. For repaired Item, the warranty is limited to the repair done and/or the Parts replaced.
- For tools repaired, overhauled or returned for calibration:
 - Within twelve (12) months after their delivery from the Seller's site.
- For workmanship:
 - Within five hundred (500) flying hours or six (6) months from the signature date of the acceptance certificate by both Parties, whichever event occurs first.
- Warranty periods in case of sale of pre-owned Helicopter(s) are defined in the relevant Specific Annex.

Software identified in the applicable Helicopter specification shall only be considered as non-conforming, if there are substantial deviations of the functions supported by software from the Helicopter specifications. The Seller will, at its sole discretion, remedy such non-conforming software for the considered Helicopter by providing a correction release of the software or by finding a reasonable workaround. The Customer shall supply the Seller with all necessary information and documentation in its possession, to enable the Seller to investigate and rectify such non-conforming software. The Seller warrants the software identified in the applicable Helicopter specification provided that the alleged warranty is notified by the Customer to the Seller within one hundred and eighty (180) calendar days from the date of delivery of the Helicopter to the Customer.

The warranty conditions for software embedded in the delivered Spare Parts or in the delivered repaired/overhauled/ standard exchange Item shall be the ones applicable to the software delivered with the Helicopter, as mentioned in the previous paragraph.

Any SaaS, including any and all of their supporting elements and content, are provided "as is" and "as available". The warranty period on the repaired or replaced part(s) shall be the warranty period that was remaining on the respective defective part. The part(s) removed for which the Seller supplies a replacement part(s) shall become the property of the Seller.

9-3 German legal warranty

For Contracts governed by German law, the German legal warranty (Sachmängelhaftung) supersedes the standard warranty conditions described here above for the first twelve (12) months. During this period, and provided that the German legal warranty is applicable, the Seller may elect to repair or replace the defective Products.

10 - CONFIDENTIALITY

During the performance of the Contract, the proprietary information of the Parties shall be protected as follows: the term "Proprietary Information" shall mean any information or data in whatever form (either in writing or orally, subject to the conditions set forth hereinafter, and including but not limited to any written or printed documents, samples,

models or any means of disclosing such Proprietary Information that the disclosing Party may elect to use during the life of the Contract), disclosed by either Party to the other and which is designated as proprietary to the disclosing Party by an appropriate stamp, legend or any other notice in writing, or when disclosed orally, has been identified as proprietary at the time of disclosure and has been promptly (thirty (30) calendar days at the latest) confirmed and designated in writing as Proprietary Information of the disclosing Party.

The receiving Party hereby covenants that, from the effective date of the Contract, the Proprietary Information received from the disclosing Party shall:

- a) be protected and kept in strict confidence by the receiving Party, which must use the same degree of precaution and safeguards as it uses to protect its own Proprietary Information of like importance, but in no case any less than reasonable care; and
- b) be only disclosed to and used by those persons within the receiving Party's organization who have a need to know and solely for the purpose specified in the Contract; and
- c) not be used, in whole or in part, for any purpose other than the purpose of the Contract without the prior written consent of the disclosing Party; and
- d) neither be disclosed nor caused to be disclosed, whether directly or indirectly to any third party or persons other than those mentioned in subparagraph b) above; and
- e) neither be copied nor otherwise reproduced nor duplicated, in whole or in part, where such copying, reproduction or duplication has not been specifically authorized in writing by the disclosing Party.

Any Proprietary Information and copies thereof disclosed by either Party to the other shall, subject to any third party rights, remain the property of the disclosing Party and shall be immediately returned by the receiving Party upon request.

11 - INTELLECTUAL PROPERTY

The Seller retains all rights in respect of developments, inventions, know-how, production procedures and any intellectual property rights relating to the Products and/or Services.

Nothing in the SCS shall be construed as a legal transfer of or licence to (other than specified hereafter), any patent, utility or design model, copyright, trademark, know-how or other intellectual property right. Copying and/or reproducing and/or communication and/or transmission to a third party of Seller's Products or Services or technical information or publications or training manuals, either wholly or partially, without the Seller's written express approval is strictly forbidden (except for the copying by the Customer of technical documentation provided by the Seller exclusively for the purposes of operation and maintenance of the Helicopters by the Customer).

The Seller grants the Customer a non-exclusive, non-transferable licence to use

- a SaaS for the purposes of operating and/or maintaining helicopters and/or
- the executable form of the software on the related Product, for the purposes of operating the Helicopters.

This licence does not entitle the Customer to receive free of charge updates of such software. The Customer shall not decompile, disassemble, modify, reverse assemble, reverse engineer or reduce to human readable form, the software and/or any SaaS except to the extent the foregoing restriction is, by operation of applicable law, prohibited or of no effect.

12 - LIABILITY

Notwithstanding any provision to the contrary in the Contract or elsewhere, the total and cumulated liability of the Seller under the Contract, due to any and all causes whatsoever, whether based on breach of contract or in tort or otherwise, shall in no event exceed in aggregate an amount equivalent to ten per cent (10%) of the total net Contract price.

The above limitation shall not apply in the event of gross negligence, wilful misconduct, death or bodily injury. Each Party shall be responsible for death or bodily injury arising to its own personnel, whatever the cause. The Parties therefore waive the right to any claim against the other in this respect, except if such death or bodily injury is caused by the gross negligence or wilful misconduct of the other Party.

In no event shall the Parties be liable for any indirect, consequential, incidental, special or punitive damages of any kind, including, but not limited to, damages for any loss of use or profit, loss of assets, loss resulting from business disruption, loss of goodwill or loss of contractual opportunity by the other Party.

To the extent permitted at law, the Seller's obligations and liabilities and the Customer's

rights and remedies as set forth in the Contract are exclusive and are in replacement of any and all other remedies under law or otherwise.

13 - FORCE MAJEURE AND EXCUSABLE DELAY

13.1 Force majeure

The Seller shall not be held responsible for failure to perform or delay in performing any of the contractual obligations of the Contract if such failure or delay is due to, but not limited to:

- acts of God, war, insurrection, epidemics, sabotage, labour disputes, strikes, lock-outs, shortages of labour, interruption or delays in transportation, fire, explosion, equipment or machinery breakdown, failure or delays of the Seller's sources of supply, shortage in material or energy, or
- acts, orders or priorities resulting from any government action, national or international authorities, or
- acts caused by any supplier or subcontractor of the Seller (or lower level subcontractor or supplier), or
- a bankruptcy or insolvency event concerning any supplier or subcontractor (or lower level subcontractor or supplier), or
- any other case beyond the reasonable control of the Seller.

For the avoidance of doubt, the delay or absence of payment by the Customer cannot be considered by it as a case of force majeure. In case of force majeure, the contractual delivery date shall be extended by such period of time reasonably required to remove and/or overcome the event of force majeure and its effects.

13.2 Excusable delay

Any postponement of the contractual dates due to the following causes shall not constitute a delay:

- a) BFE/CFE not delivered according to the schedule stated in the Contract or found defective and which consequently requires to be replaced by the Customer or,
- b) Changes or additions to the Contract requested by the Customer or,
- c) Any failure or omission by the Customer to perform its obligations set forth in the Contract.

Any additional costs incurred by the Seller as a result of the occurrence of one of the above events shall be invoiced by the Seller and paid by the Customer over and above the Contract Price.

14 - TERMINATION

14.1 Extraordinary termination

Each Party may immediately terminate or reduce the scope of the Contract by notice in writing to the other Party if:

- A petition is filed, a notice is given, a resolution or a court order is passed in connection with the winding up of the other Party, or
- The other Party becomes bankrupt or insolvent.

14.2 Termination for default

A Party may terminate all or part of the Contract for default of the other Party in the event that the other Party persistently fails to perform its obligations and despite the non-defaulting Party having notified by acknowledgment of receipt the defaulting Party to take adequate corrective measures and provided no such measures have been proven to have been taken within a period of two (2) months, following the above notice. The termination shall occur without any specific formality other than the above notice.

In the case of termination for default, the following shall apply:

- In case of default of the Customer:

a) the Customer shall reimburse the Seller for all costs (including but not limited to raw materials, labour, overhead, storage and financial fees) incurred by the Seller or which the Seller could not avoid incurring (including termination indemnities, if any, under the contracts between the Seller and its subcontractors or suppliers or under the second level contracts or subcontracts),

b) the Customer shall pay to the Seller a termination indemnity equal to ten per cent (10%) of the contractual price as well as an indemnity equal to the damages sustained by the Seller,

c) the Customer shall indemnify the Seller in case other remedies are available by the Customer under the Contract, than those mentioned under paragraphs a) to b) above, and

d) the Seller shall be entitled to retain any payments already made by the Customer, until an agreement is found on the above or the dispute resolution has been implemented and a decision has been taken in consequence.

- In case of default of the Seller:

a) the Seller shall be entitled to deliver the remaining non-faulty Products and render the remaining non-faulty Services, and shall be paid the corresponding price thereof,

b) the Seller shall return to the Customer all the BFE/CFE remaining in its premises, once the Products are delivered and/or the Services are rendered,

c) the Seller shall refund the Customer, the amount of the down payment which refers to the unfulfilled part of the Contract, and

d) the Customer shall possibly apply the liquidated damages, if any.

14.3 Termination for force majeure

13.1 which lasts more than six (6) consecutive months, the Parties shall meet in order to determine under which conditions they wish to pursue the Contract or if they do not reach an agreement within a one (1) month period, either Party shall be entitled to terminate the Contract, without being entitled to claim for any damages or compensation in any form whatsoever from the other.

15 - APPLICABLE LAW AND DISPUTE RESOLUTION

The Contract shall be governed by German law for the sale of Products and/or Services by Airbus Helicopters Deutschland GmbH and by French law for the sale of Products and/or Services by Airbus Helicopters. Irrespective of the applicable law, the United Nations Convention for the international sale of goods is excluded.

The Parties shall attempt to amicably settle any dispute, controversy or claim arising out of or in connection with the Contract. If two (2) months after the occurrence of such dispute, controversy or claim, the Parties have failed to reach an agreement, then the dispute, controversy or claim, depending on the contractual aggregate amount shall be settled as follows:

- A dispute will be finally settled under the rules of arbitration of the International Chamber of Commerce (ICC) by three (3) arbitrators appointed in accordance with the said rules.

- In the specific case of a dispute of which the aggregate amount does not exceed ten million (10 000 000) Euros, the Parties agree to opt for a fast track arbitration process in accordance with the ICC rules.

The place of arbitration shall be Geneva (Switzerland) and the language of the arbitration shall be English.

However, in all cases, should the Seller elect to choose a local court jurisdiction due to arbitration not being adapted to the specific nature of the dispute, in particular the need for immediate injunctive relief or to recover sums due, then such local court will be competent to settle the dispute. The Parties hereby consent and agree to be subject to the jurisdiction of the aforesaid courts and/or arbitration and, to the greatest extent permitted by the applicable law, the Parties hereby waive any right to seek to avoid the jurisdiction of the above courts on the basis of the doctrine of forum non conveniens.

Unless otherwise agreed by both Parties, the fact that any dispute has been referred to arbitration pursuant to this article shall not relieve either Party from any of its obligations

as set out in the Contract.

16 - DATA EXCHANGE

16.1 General

In order to improve the Products, their reliability and availability and the Customer services, the Seller has set up a data exchange process based on maintenance and operational data coming from the Customer's helicopters in service. The Data will notably consist of:

- Helicopter data generated by on-board recording systems,

- information system data, such as maintenance, operation, logistics and airworthiness data and

- data loaded to, transmitted by and/or stored as well as data generated by the SaaS as a result of the use of the SaaS.

For these purposes, the Customer, or its designated entity for operations and/or maintenance, hereby authorizes the Seller on a free and non-exclusively basis:

- to collect such Data.

- to use the Data to create processed data (Data which is reconciliated, enriched, qualified and selected by the Seller)

- for the Seller's and its Customer Centers' use,
- for the use of the engine manufacturer and the Seller's main suppliers bound by confidentiality obligations,
- for the Customer's use subject to a specific agreement,

Such use of the processed Data shall be for the purpose of, but not limited to, current business activities such as trend monitoring, benchmarking, data mining, performance calculation, statistical or predictive analysis, data aggregation, report issuance, studies, summaries, analyses, reports or oral discussions thereof.

The processed Data are de-identified and anonymized, not enabling to identify the Customer and/or its designated entity.

As applicable, the Customer shall cause its designated entity for operations and/or maintenance to abide by the provisions of this article 16.

16.2 Data confidentiality and intellectual property

The Parties agree that any and all Data disclosed by the Customer or its designated entity to the Seller shall be deemed confidential. Nevertheless, after achievement of the de-identification process, the outcome of analysis, studies, statistics, results performed by the Seller and based on such Data shall not be deemed confidential anymore, therefore the Seller shall be entitled to use it in the conditions defined in the foregoing paragraph.

The Seller owns all foreground intellectual property based on such Data exchange notably with regards to the processed Data, the result of any and all analysis, studies or statistics performed by the Seller.

Notwithstanding the confidentiality obligations here above, the Seller may disclose the Data

- to the Seller's officers, employees, professional advisers, insurers, agents, subcontractors and suppliers who have a need to access the Data for the performance of their work with respect to the permitted purpose and who are bound by a written agreement or professional obligation to protect the confidentiality of the Data.

- to any governmental agency or judge legally authorized to have access to the Data.

16.3 Data related liability

Notwithstanding anything to the contrary in the Contract, the Seller or its Customer Centers shall not be liable toward the Customer or its designated entity in the frame of the analysis of the Data and/or in connection with the Customer's helicopter maintenance, repair and flight operations as a result of the disclosure of confidential information by the Customer or its designated entity to the Seller or its Customer Centers or as the result of any exchange or analysis of information collected through the process.

17 - MISCELLANEOUS

These SCS along with the applicable Specific Annex(es) and Purchase Order (or Order) constitute the entire agreement between the Seller and the Customer. They supersede all previous communications and/or agreements either oral or written, between the Seller and the Customer with respect to the Products or Services.

In the event that one (1) or more of the articles provided for in these SCS is deemed invalid or unenforceable, the remaining provisions shall remain entirely valid and applicable.

English shall be the language of the Contract. Both Parties shall use English as the language to exchange, issue and deliver information, documentation and notices, and any related documents excluding those documents which might be produced by a governmental institution in the local language.

In the Contract, unless the contrary intention appears:

- headings are for the purpose of convenient reference only and do not form part of the Contract;

- where the last day of any period prescribed for the doing of an action falls on a day which is not a working day in the country of the applicable law, the action shall be done no later than the end of the next working day.

In case of any contradictions and discrepancies between the parts of the Contract, precedence shall be given in the following decreasing order:

- 1) Purchase Order, Order or Order Confirmation (as applicable)
- 2) Present SCS
- 3) Specific Annex(es)
- 4) Other Annexes and/or appendices in their order of appearance.

The provisions of the confidentiality, intellectual property, liability, applicable law and dispute resolution articles of the Contract shall survive and continue to have effect after the termination or expiry for any reason whatsoever of the Contract, and for a period of thirty (30) years thereafter.

No term or provision hereof will be considered waived by either Party, and no breach excused by either Party, unless such waiver or consent is in writing and signed by the Party against whom the waiver is asserted. No consent by either Party to, or waiver of, a breach by either Party, whether express or implied, will constitute a consent to, waiver of, or excuse of any other, different or subsequent breach by either Party.

The relationship between the Seller and the Customer is solely that of purchaser and seller. No joint venture or partnership is intended nor will any be construed from the Contract. Neither Party will have the authority to enter into contracts on behalf of or bind the other in any respect.

The Customer shall not be entitled, without the prior written consent of the Seller, to assign or transfer to a third party all or part of the rights and obligations under the Contract..

STANDARD CONDITIONS OF SALE SPECIFIC ANNEX APPLYING TO THE SALE OF SPARE PARTS

B1 - GENERAL

This Specific Annex is applicable to sale of Spare Parts, including tools, SB kits and STCs performed by the Seller to any Customer in order to maintain and/or operate Helicopters.

B2 - DELIVERY AND INCOTERMS

Unless the Contract stipulates another Incoterm, Spare Parts shall be delivered packed Free Carrier (FCA) Incoterms® 2010 at the Seller's site or logistic platform as specified in the Purchase Order.

In case of unavailability of the Spare Parts or of raw material, the Seller shall be entitled to make partial deliveries.

B3 - AOG PURCHASE ORDERS SPECIFICITIES

B3-1 Planned Purchase Orders

Purchase Orders of Spare Parts shall be considered as planned Purchased Orders if the requested delivery date is above two (2) weeks from the date of receipt by the Seller of a valid Customer's Order (Order Date), under FCA Incoterms® 2010 defined in Article B2. In case of complete or partial modification of the Order, the date of receipt shall be updated accordingly.

For each Order line of any planned and confirmed Purchased Orders, the Seller shall commit on delivery performance, except for critical part(s) as mentioned in the Order Confirmation. In case of late delivery, the Seller will grant to the Customer a credit under the conditions defined hereafter:

- If the Spare Part(s) ordered is(are) "on collection" as identified in the Seller's price list in force and is(are) delivered by the Seller after the delivery date requested by the Customer, the credit per delayed Spare Part shall depend on the timeframe between the requested delivery date and the Order Date, under FCA Incoterms® 2010 defined in Article B2, as follows:

- Timeframe of fifteen (15) calendar days up to thirty (30) calendar days: eight (8) per cent of the invoiced value of the Spare Part; the total credit per Order's line shall not exceed four thousand (4 000) euros;
- Timeframe of thirty one (31) calendar days up to sixty (60) calendar days: twelve (12) per cent of the invoiced value of the Spare Part; the total credit per Order's line shall not exceed six thousand (6 000) euros;
- Timeframe of more than sixty one (61) calendar days: sixteen (16) per cent of the invoiced value of the Spare Part; the total credit per Order's line shall not exceed eight thousand (8 000) euros.

If the Spare Part(s) ordered is(are) "on demand" as identified in the Seller's price list in force, the Seller shall propose a delivery date and commit on it in the Order Confirmation. If the Seller delivers the Spare Part(s) on demand after the said committed delivery date, the credit per delayed Spare Part shall equal to sixteen (16) per cent of the invoiced value of the Spare Part; the total credit per Order's line shall not exceed eight thousand (8 000) euros.

- The credit shall not apply in case of an event disrupting the logistic flow for reasons not attributable to the Seller.

- The eligible credits shall be cumulated from 1st of January to 31st December of year n and the related total amount will be then granted under the form of a credit which shall be valid from 1st of April until 31st December of year n+1 and shall be used by the Customers for paying ordered Spare Parts. Said credit shall not apply in case of Customer's default, such as, but not limited to, late payment and payment default.

If the Contract stipulates another Incoterm than FCA Incoterms® 2010, the conditions for allocating the credit are subject to adjustments and shall be agreed between the Parties.

B3-2 Rush Purchase Orders

The Rush Purchase Order is an Order with a requested delivery time below two (2) weeks from the date of its receipt by the Seller, the Customer not being in AOG situation.

B3-3 AOG Purchase Orders

To guarantee an efficient service to the Customer and respond quickly to any situation where the Customer's Helicopter is AOG, the Seller provides a twenty four (24) hours a day/seven (7) days a week AOG service. The AOG service is available for Orders of Spare Parts which are essential to put a Helicopter back into service or to enable it to perform its mission.

Any Spare Parts listed in the Seller's illustrated Parts catalog can be ordered by the Customer via AOG service, except main assemblies, raw materials, ingredients and hazardous materials. The AOG service is provided to the Customer at the price stated in the relevant Seller's price list in force or in the relevant Quotation plus a surcharge fee of three hundred (300) euros (excluding transportation) charged per confirmed AOG Order. A flat rate for transportation cost will be added to the price of Spare Parts.

The Customer shall also mention in writing regarding any AOG Order placed to the Seller, the following information:

- Part number/ nomenclature
- Failure description and reason of removal
- Quantity required for the specific AOG
- Ship to address

The Seller, by sending an Order Confirmation, shall confirm in writing to the Customer the price and the delivery time within twelve (12) hours after receipt of the Customer's Order.

The Spare Parts already available in the Seller's inventory upon receiving the Order from the Customer will be delivered packed Carriage Insurance Paid (CIP) Incoterms® 2010 to the nearest international airport to the Customer and within seventy two (72) hours after receipt by the Seller of the Customer's Order, depending on the delivery location.

The Customer may order in AOG the concerned Spare Parts in accordance with the quantity fitted on the Helicopter. If several line items are ordered, the Seller has the right to make partial deliveries, depending on the availability of the Spare Parts.

The Customer shall check the Spare Parts provided in AOG conditions, notify any recognisable defects in a documented registered letter within forty eight (48) hours as from the date the Spare Parts have been received by the Customer and place them at Seller's disposal.

B4 - SB kit and STC

Unless otherwise specified, the kits originated from SB or STC modification are defined on the basis of the "as-delivered" configuration (i.e. the configuration of the Helicopter at the time of transfer of title from the Seller to the original customer). It is the responsibility of the Customer to make sure that the actual configuration of the Helicopter corresponds to the pre-mod configuration of the relevant SB or STC installation instruction. Any deviation of the actual configuration that requires the amendment of the SB or the STC installation instruction shall be charged to the Customer on a time and material basis.

Unless otherwise specified, the STC is sold to the Customer with the certification(s) as listed in the catalog and specified in the offer. It is the responsibility of the Customer to make sure that such certification(s) are acceptable to its competent airworthiness authority before the installation of the kit. The Seller will provide all reasonable support to the Customer for the additional certification or validation of the existing certification(s) at the latter's sole expense on a time and material basis.

The STC holder of the Product shall retain full responsibility for the type design definition its own Product (configuration, definition, necessary changes and continuing airworthiness). The Seller does not warrant the compatibility of the STC with future mandatory or non-mandatory modifications.

Contacts

For more information, please contact:

marketing-services.helicopters@airbus.com

Quotations and sales

support.trading.ah@airbus.com

AIRBUS

Airbus

Aéroport International Marseille Provence

13725 Marignane Cedex - France

©Airbus 2021 - All rights reserved. Airbus, its logo and product names are registered trademarks.

Airbus Helicopters reserves the right to make configuration and data changes at any time without notice. The facts and figures contained in this document and expressed in good faith do not constitute any offer or contract with Airbus Helicopters.

Concept design by Kaiman

Photos by DR - © Airbus Helicopters

Printed in France

Printed on PEFC certified paper originating from sustainable forests.

Tools & Ground Support Equipment 2021