

AIRBUS

HELICOPTERS
Service

Tools & Ground Support Equipment Ecureuil family

January 2020



Introduction

Dear Customers,

With the aim of continuously improving its services, Airbus Helicopters is pleased to present you its new Tools & Ground Support Equipment commercial catalog.

This catalog intends to illustrate the suite of specific Tools and Ground Support Equipment for O and I maintenance levels and the associated services that Airbus Helicopters offers to support your fleet operations. To facilitate its use, this document has been customized per Helicopter family.

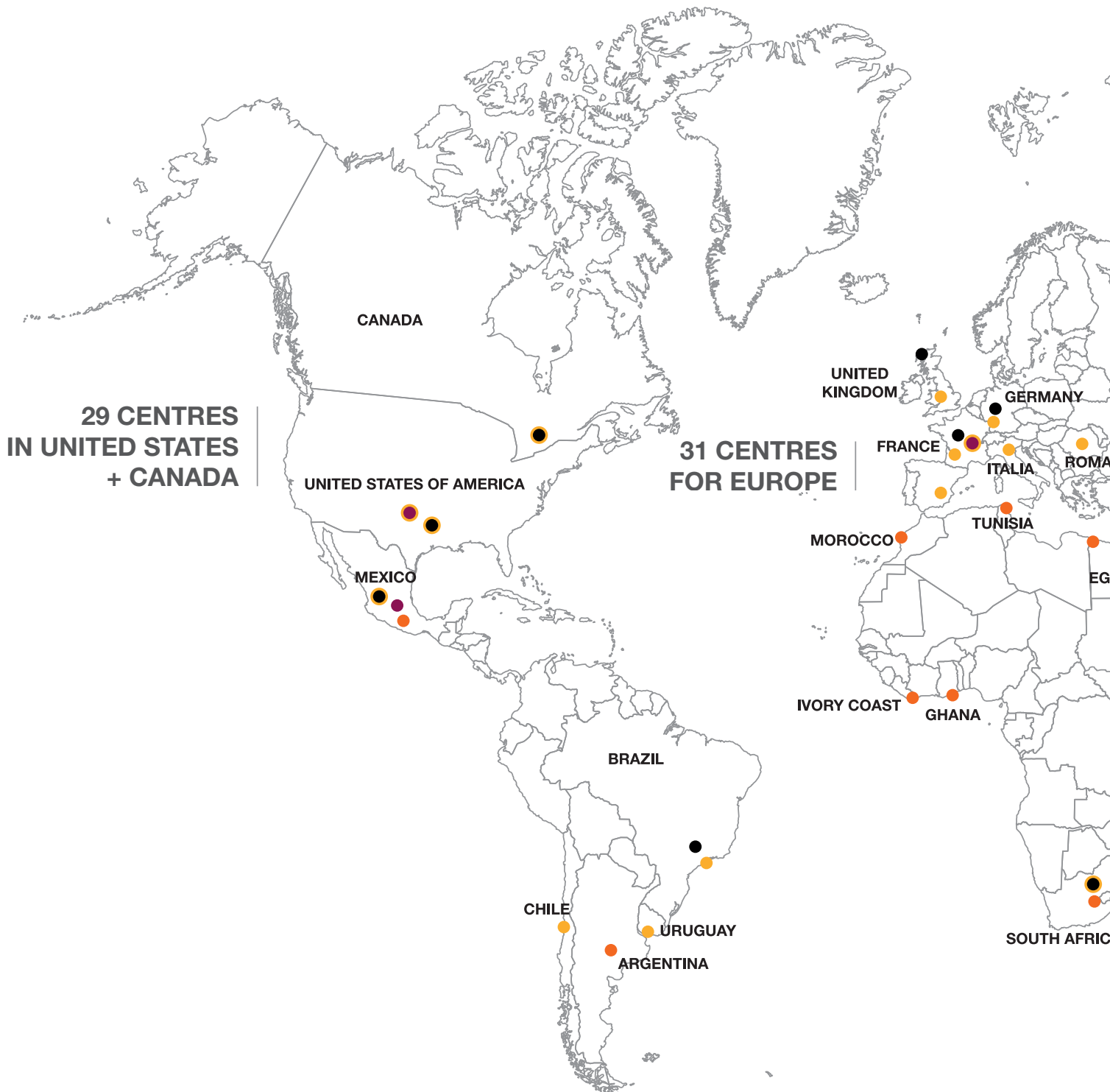
It is structured to assist the search of a Tool or Ground Support Equipment (GSE): either by ATA classification or by Tool Family. We trust this catalog will efficiently support you in your daily maintenance operations and planning.

Should you need any further information, please contact your Sales Manager.



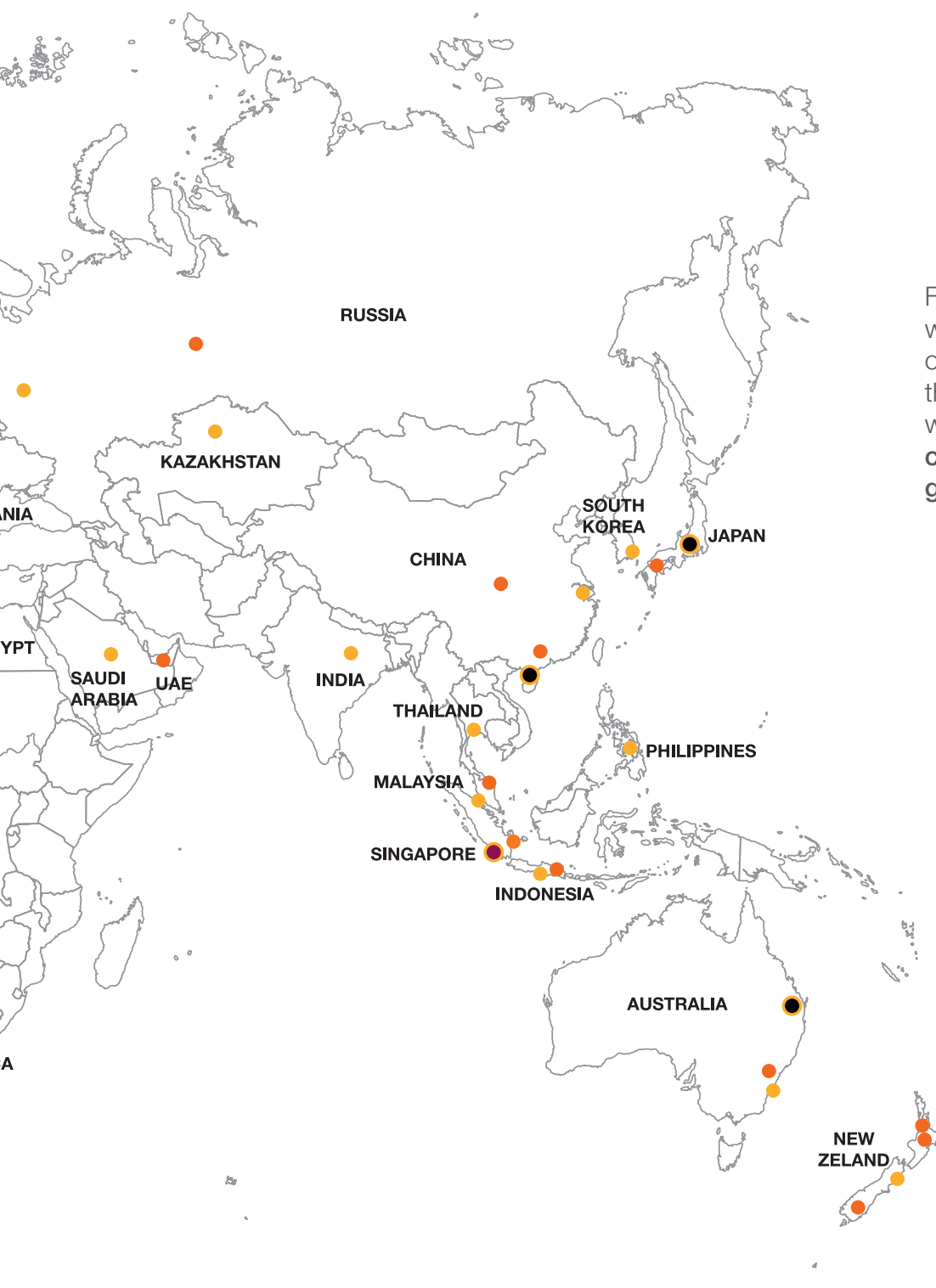
Thank you for your continued confidence in our services.
Airbus Helicopters

WHEREVER YOU OPERATE... WE SUPPORT YOU



**OUR GLOBAL NETWORK SPANS MORE THAN 150 COUNTRIES
WITH AN EXTENSIVE APPROVED MAINTENANCE NETWORK
LOCATED IN CLOSE PROXIMITY TO CUSTOMER FACILITIES:**

- 30 customer centres and affiliated sites.
- 96 service centres.
- 10 logistics hubs and local inventories,
as well as multiple local stock warehouses.
- 4 technical support hubs.



Find your service centre
with our Heli Presence App
on your mobile devices or
through our Airbus Helicopters
web site <https://www.airbus.com/helicopters/services/global-network-map.html>

User Guide

In order to get the most out of this catalog, you can locate a tool or Ground Support Equipment by ATA chapter or by tool family.

First by ATA chapter...



ATA

REFERENCE

DESIGNATION

PAGE

...Or by tool family

Our tool families

	Towing, mooring and immobilization tools
	Protections and covers, blanking for maintenance
	Portable cranes, slings, jacks and accessories
	Stands, platforms, jigs and trolleys
	Infrastructure
	Containers and Cases
	Safety and security equipment
	Extractors, guides and calibrated wrenches
	Testing, measurement and maintenance tools, benches
	Services and maintenance benches
	IT Devices
	Miscellaneous



Please note that depending on the catalog version, all the tool families may not be necessarily applicable.

How to read the product page

Back to table of contents

Portable cranes, slings, jacks and accessories
H175

Hoisting and Jack Accessories

DESCRIPTION

Accessories considering the maintenance kit for lifting activities.

REFERENCE	ITEMS	QTY	UNIT	WGT	SIZE	TYPE	APPLICABILITY
MET15000402 Lifting Block	Consists of 10 lifting blocks Lifting blocks	10	PC	4 kg	100x100x100 mm	PC	PC
TIC00100000 Hydraulic Jack	1000 kg capacity 100 mm Hydraulic jack 100 mm Capacity 1000 kg	1	PC	30 kg	100x100x100 mm	PC	PC
TIC00100000 Jacking Pad	1000 kg capacity 100 mm Jacking pad 100 mm Capacity 1000 kg	1	PC	30 kg	100x100x100 mm	PC	PC
MET15000402 Hydraulic Jack	Consists of 10 lifting blocks Lifting blocks	10	PC	4 kg	100x100x100 mm	PC	PC
MET15000402 Hydraulic Jack	Consists of 10 lifting blocks Lifting blocks	10	PC	4 kg	100x100x100 mm	PC	PC
MET15000402 Hydraulic Jack	Consists of 10 lifting blocks Lifting blocks	10	PC	4 kg	100x100x100 mm	PC	PC

Flexible Blanking

Reference

Important note

This document is a commercial catalog and cannot substitute the Aircraft Technical Data. As an example, the Aircraft applicability is given for indication only. It is the responsibility of the user of this catalog to check which Tools or Ground Support Equipment are compatible with the operated Aircraft (prerequisites, airworthiness requirements...).

The pictures displayed in this catalog are not contractual.

Airbus Helicopters reserves the right to make configuration and data changes at any time without prior notice. The data and figures contained in this document are expressed in good faith and do not constitute any offer or contract with Airbus Helicopters.

For any information, please contact your Sales Manager or send an email to Airbus Helicopters Marketing department:

marketing-services.helicopters@airbus.com

Table of contents

TOOLS & GSE by ATA 9

TOOLS & GSE description

Towing, mooring and immobilization tools

Tow bars	27
Twin wheels	28
Mooring rings	29
Blade folding and Immobilization tools	30
Blade poles	31
Wheel chocks	32

Protections and covers, blanking for maintenance

Helicopter/Fuselage covers	35
Fenestron/Window/Cabin covers	36
Blade covers (aft/fwd)	38
Air blanking	39
Blade caps	41
Pitot and static blanking	42
Flexible blanking	43
Rigid blanking	44
Metallic blanking	46

Portable cranes, slings, jacks and accessories

Portable cranes	49
Blade slings	50
Hoisting	51
Cable/Strap hoisting	54
Jacks	55
Hoisting and Jack accessories	56

Stands, platforms, jigs and trolleys

Servicing platforms	59
Servicing trolleys	60
Support and Servicing assy	61
Stands and Jigs for transport	63
Access ramps	66

Infrastructure

Mobile shelters	69
-----------------	----

Containers and Cases

Wooden cases for blade	71
Cases for Main/Tail Rotor Head/Main/Tail Gear Box	73
Containers for blade	74
Containers for Main/Tail Rotor Head/Main/Tail Gear Box	75

Extractors, guides and calibrated wrenches

Simple extracting or installing tools	77
Complex/Calibrated extracting or installing tools	85

Testing, measurement and maintenance tools, benches

Connectors, cables, electrical and IT adaptors	89
Cutoff boxes	90
Electrical test cases	91
Control and Measuring tools	93
Endoscopes	94
Vibrations adjustment tools	95
Accessories for vibrations adjustment tools	97
Harmonization tools	98
Accessories for harmonization tools	100
Alignment and Levelling tools	101
Software loading benches	102
Fluids test cases (hydraulic, cooling, fuel, etc)	103
Fluids test accessories	105
Flight Control adjustment	106
Miscellaneous complex/calibrated mechanical tools	107
Miscellaneous/simple mechanical tools	109
Engine test sets	111

Services and maintenance benches

Ground Power Units and starters, battery chargers	113
Hydraulic benches, air cooling and accessories	114
Engine rinsing benches	115
Simple or standard pumps	116

IT Devices

Software	119
Mission preparation stations	120

Miscellaneous

Electrical toolbox or kits	123
----------------------------	-----

Standard handtools or miscellaneous	124
Specific handtools or miscellaneous	126
Other miscellaneous	128

TOOLS & GSE Services 131

Standard Conditions
of Sale 135



TOOLS & GSE

by ATA



ATA	REFERENCE	DESIGNATION	PAGE
00-10	703A96000002	Documents Bag	128
00-20	350A97230000	Milled Riveting d4.2 Crick Standard	107
00-40	703A94000300	Electronic Inclinator	93
05-00	703A95550000	Fuel Tank Draining Pipe	105
05-00	355A93324000	Nut Retainer Stalock m50 Extractor	82
07-00	350A91411000	Boarding Skid Stands Set	65
07-00	350A91238300	Tail Boom Horizontal Support	63
07-10	703A91031500	Telescopic Hydraulic Jack	55
07-30	80423005	Cantilever Handling Crane	49
07-30	350A91000601	Cargo Sling	52
07-30	355A91214001	Fuselage Sling	51
07-30	521M50	Hoisting Chain	52
07-30	703A91021206	Hoisting Device	52
07-30	350A91000501	Hoisting Ring	56
07-30	703A91021804	Hoisting Tackle Jockey	53
07-30	350A91238200	Tail Boom Reversal Hoisting Beam	52
07-40	355A91305500	Viewfinder Support Beam Kit	51
07-50	350A91210002	Fuselage Sling	52
07-50	332A91410003	Main Landing Gear Twin Wheel	28
07-50	703A91024720	Polyester Flat Strap	54
07-50	X075P6201101	Tail boom support	64
07-50	703A91070501	Transall Access Ramp	66
08-30	D10890D	Anti-Stress Plate	55
09-10	355A91006000	Specific Towing Bar	27
09-10	350A91001801	Towing Bar	27
09-10	350A91009800	Towing Device	27
09-10	355A91004700	Twin Wheel Adaptor	28
09-20	355A91004502	Hydraulic Twin Wheel	28
10-00	AB SH-1310	AERO-BULLE	69



ATA	REFERENCE	DESIGNATION	PAGE
10-00	350A92111508	Blades Foldable Device	30
10-00	355A92115004	Folding Blades Device	30
10-00	350A92548000	Main Gear Box Air Inlet Blanking Cap	36
10-00	703A92031000	Mooring Rings	29
10-00	703A92001003	Storage Bag	128
10-00	703A92001002	Storage Bag	128
10-00	703A91042500	Wheel Chock	32
10-10	350A92238000	Fenestron Cover	36
10-20	350A92584000	Heater Air Inlet Cover	40
12-00	S00-604	Accelerotester Kit	95
12-00	355A92584200	Anti-sand Filter Blanking Cap	35
12-00	350A96540500	Bleed Valve Blanking Caps	44
12-00	8818107121	Helitow Viewfinder Support Beam	51
12-00	703A97670201	Temperature Calibration	111
12-00	355A92585500	Turboshaft Powerplant Cowling Cover	43
12-00	8819708000	Turboshaft Powerplant Rinsing Bench	115
14-00	703A91070001	Launching Ramp	66
14-00	703A91070100	Ramp Extension Chock	66
18-00	350a94210101	Absorber Steady Control Kit	97
18-00	350A94210120	Absorber Steady Control Software Kit	119
18-00	S00-624	Accelerotester and Calibration Kit	95
18-00	ATV-2000	Cabin Anti-vibrator Device	95
18-00	703a94320001	Steady Control	95
18-00	703a94320011	Steady Control 1/2	95
18-00	355A94320100	Steady Control Kit	97
18-00	350A94320120	Steady Rotor Software Kit	119
18-00	355A94320120	Steady Rotor Software Kit	119
18-00	350A94328020	Steady Rotor Software Kit	119
18-10	355A94542000	Accelerometer Support	109



ATA	REFERENCE	DESIGNATION	PAGE
18-10	350A94328001	Steady Control Kit	96
18-10	CEL2151900	Vibrex Filtering Box	95
21-00	350A95728500	Air Conditioning Circuit Plug Suitcase	40
21-00	350A92720000	Air conditioning Outlet Blanking Cap	35
21-00	355A93325520	Air Conditioning Plug Nut Wrench	125
21-00	355A93325800	Air Conditioning Seal Holder Exchange	85
21-00	350A93720002	Compressor Belt Exchange	78
21-10	350A94325000	Pulleys Centre Distance Check	79
21-40	350A97720000	Air Conditioning Circuit Failures Research	103
21-50	355A92584700	Fan Air Inlet Blanking Cap	39
21-90	350A91720000	Air Conditioning Protection	46
22-10	CEL99-22-10-00	Radio-Altimeter Simulator Test Case	91
24-00	KA2014PSPS	Portable Starter Power Supply	113
24-00	GB4520V04	Power Supply Bench	113
24-00	KA2010	Super Master Charger	113
24-20	DNIM28	Charging Bench 200A	113
24-30	703A97000105	Ground Test Suitcase	91
24-30	703A94620700	Group Power Unit	113
24-30	350A97000500	Harness Adaptor	89
24-40	C2205KG7A5	Electrical Converter 110/220V	89
25-00	355A93044000	Operculum Exchange	77
25-00	703A97674101	Vision 1000 User Kit	102
25-60	703A97670600	Hoist Squib Cable Test	89
25-70	500210-000003	Appareo Flight Data Analyzer	119
26-00	703A97670801	Fire Cartridge Squib Adaptor	92
27-00	350A93331100	Rotating Control Plate Ring Support	109
27-00	350A91270000	Rudder Control Protective Device	46
27-00	350A94338100	Tail Gear Box High Pitch Adjustment	107
27-20	350A94338000	Tail Gear Box High Pitch Adjustment	107



ATA	REFERENCE	DESIGNATION	PAGE
28-00	C281G5001101	CO2 Neutralizing Cap	104
28-20	350A94520120	Fuel Dummy Cartridge	105
29-00	350A93355001	Bearing Pulley Exchange Suitcase	127
29-00	SD5100.00	Bench union assy	114
29-00	703A95052001	Draining Pipe	105
29-00	703A94750801	Engine Hydraulic Bench	114
29-00	703A94750802	Engine Hydraulic Bench	114
29-00	703A94750803	Engine Hydraulic Bench	114
29-00	703A94750804	Engine Hydraulic Bench	114
29-00	703A94750901	Engine Hydraulic Bench	114
29-00	703A94750902	Engine Hydraulic Bench	114
29-00	350A93355100	Equipped Pulley Exchange Suitcase	103
29-00	355A95750000	Hydraulic Accessories Kit	103
29-00	32539001	Hydraulic Air Accessories Suitcase	103
29-00	350A93350000	Hydraulic Pump Pulley Bearing Exchange	78
29-00	350A93350120	Hydraulic Pump Pulley Extractor	77
29-00	355A94751000	Pressure Pick-off Caps	104
29-00	350A96321000	Pump Module Blanking Caps	44
29-00	703A94751000	Thermic Hydraulic Bench	114
30-20	350A92548100	Engine Air Intake Cover	40
31-30	X313P7001101	Kit CVFDR L3COM LDR	90
32-10	350A91003502	Aerotransport Dummy Gear	63
32-10	350A91003504	Aerotransport Dummy Gear	63
32-10	350A91410000	Boarding Skid Stand	64
32-10	350A91410001	Boarding Skid Stand	64
32-10	350A91003804	Fuselage Support	63
32-10	350A91003805	Fuselage Support	63
32-10	350A91008003	Fuselage Support	63
32-10	350A91002501	Towing Bar	27



ATA	REFERENCE	DESIGNATION	PAGE
34-00	On Request	SIRINA Mission Preparation Station	120
34-00	703A92020504	Static Port Blanking Cap	42
34-00	703A92020100	Total Static Port Blanking Cap	42
34-10	703A92021000	Temperature Probe Blanking Cap	42
34-11	703A97721000	Anemobarometric Circuits Test Additional Tools	105
34-11	DPI610-2361	Portable Aircraft Leak Tester for pitot probe	91
34-20	FM84-67-10-00	Trim Actuator Test Suitcase	91
45-00	703A97672906	Vehicle and Engine Multi-function Display Unloading Tool	102
53-00	355A92586100	Anti-sand Filter Cover	39
53-00	350A92540101	Arriel Air Intake Cover	39
53-00	350A92541100	Arriel Tuyere Cover	39
53-00	350A92001600	Cabin Cover	37
53-00	350A92001601	Cabin Cover	36
53-00	350A92001004	Canopy Cover	36
53-00	350A92001005	Canopy Cover	36
53-00	350A92001701	Canopy/Helitow 2 Cover	36
53-00	350A92210000	Fuselage Cover	35
53-00	355A92214000	Fuselage Cover	35
53-00	350A92540500	LTS101 Air Intake Cover	39
53-30	350A91728000	Air Conditioning Support	110
53-30	703A91024601	Hoisting Beam	51
53-30	703A95030000	Servicing Platform	59
53-50	350A91230503	2 Tail Booms Support	63
53-50	350A92728000	Air Conditioning Air Outlet Blanking Cap	39
53-50	355A91534002	Oil Heater Support	110
53-50	703A93021620	Short Centering Shell	79
53-50	350A98000100	Stabilizer Wrench	125
53-50	350A91238002	Tail Boom Sling	54
53-50	X535P1102101	Tail boom sling	52



ATA	REFERENCE	DESIGNATION	PAGE
53-50	350A91230102	Tail Boom Support	61
53-50	350A91238101	Tail Boom Support	64
53-50	350A0Y8001	Tailplane Fixation Tool	126
55-00	703A92820200	Horizontal Stabilizer Protective Cover	43
62-00	703A96110000	3 Main Blades Container	74
62-00	8814401000	Arriel Case	73
62-00	69000402600	Blade Protection	128
62-10	350A96111300	1 Blade Metallic Container	74
62-10	350A96112000	1 Blade Wooden Case	71
62-10	350A96112200	1 Blade Wooden Case	71
62-10	355A96116000	1 Main Blade Wooden Container	74
62-10	350A91110001	3 Blades Aerotransport Case	71
62-10	350A96112100	3 Blades Wooden Case	71
62-10	355A91114001	3 Blades Wooden Case	71
62-10	350A96112300	3 Main Blades Wooden Case	71
62-10	355A96116100	3 Main Blades Container	74
62-10	350A91111001	Blades Exchange Pole	55
62-10	350A92112003	Blades Foldable Device (Navy Type)	30
62-10	355A91115001	Blades Sling	50
62-10	703A94000500	Blades Tracking Flag	31
62-10	69-00-04-027-01	Bonding Tabs Tool	129
62-10	81451-365A-11-0050-04	Dummy Sleeve	109
62-10	97300-341A-11-0040-00	Handling Trolley	60
62-10	93100-04-109-01	Heater Carpet	123
62-10	355A92114500	Heavy Weather Blade Cap	41
62-10	355A91304006	Hoisting Beam	49
62-10	350A92113000	Hoods Pole	31
62-10	350A92110502	Main Blades Hoods	41
62-10	355A92114002	Main Blades Hoods	30



ATA	REFERENCE	DESIGNATION	PAGE
62-10	703A94113001	Main Rotor Blades Trim Tab	109
62-10	69-01-3130S-11-10-035-00	Metallic Spatula	128
62-10	69-12-321A-11-0100-00	Plexiglas Scraper	125
62-10	92900-04-902-01	Regulator	123
62-10	RB42	Rivet Clamp	125
62-10	90-001-355A-11-0030-00	Silk Screen	129
62-10	90-002-355A-11-0030-00	Silk Screen	129
62-10	9002-355A-11-0020-00	Silk Screen	129
62-10	9003-355A-11-0020-00	Silk Screen	129
62-10	90-104-355A-11-0020-07	Silk Screen	129
62-10	90-02-3130S-11-10-000-80	Silk Screen	129
62-10	90-03-321A-11-0020-00	Silk Screen	128
62-10	27-02-330A-11-1530-21	Spatule plate	125
62-10	350A91110501	Tabs Protecting Device	110
62-10	95-02-3160S-11-10000	Trestle	61
62-10	85-00-04-206-02	Vacuum Pump for composite	116
62-10	85-00-04-206-01	Vacuum Pump Set	116
62-20	355A93324200	Flange Rotor Brake Extractor	81
62-20	350A97270000	Flight Idle Adjustable Stop	107
62-20	350A92001500	Fuselage/Cable cutter Cover	36
62-20	350A91300005	Hoist Arm	51
62-20	350A91321001	Hoisting Beam	52
62-20	355A93314000	Hub Ball joint Extractor	77
62-20	355A92314000	Main Rotor Hub Cover	35
62-20	355A92314001	Main Rotor Hub Cover	43
62-20	350A93311000	Main Rotor Hub Tensioning	127
62-20	350A96310000	Main Rotor Hub Wooden Case	75
62-20	350A91310002	Mast and Main Rotor Hub Stand	61
62-20	350A93372500	Mast Flange Exchange	85



ATA	REFERENCE	DESIGNATION	PAGE
62-20	350A96371500	Mast Wooden Case	71
62-20	350A93370001	Mast/Casing Extractor	85
62-20	355A91324101	Multi-purpose Sling	51
62-20	350A96370501	Rod Support Blanking Caps	46
62-20	350A96370502	Rod Support Blanking Caps	46
62-20	350A96370503	Rod Support Blanking Caps	46
62-20	350A96370320	Rotor Mast Blanking Caps	47
62-20	350A96370001	Rotor Mast Stand	62
62-20	703A91021001	Specific Strop	54
62-20	350A91310502	Starflex Sling	54
62-30	350A93322100	Bearing/Box Exchange	80
62-30	350A91371003	Mast Aerotransport Support	64
62-30	350A91371500	Mast Cap	46
62-30	355A91374001	Mast Ring	56
62-30	350A93371200	Spin Table Bearings Dolly	79
62-30	365A93311101	Spin Table Bearings Extractor	77
62-30	350A93371000	Spin Table Extractor	82
62-30	350A93371300	Stationary Star/Spin Table Dolly	78
62-30	350A93372201	Upper Bearing Exchange	78
63-20	355a96324402	Accessory Module Blanking Caps Set	44
63-20	350A91003503	Aerotransport Dummy Gear	64
63-20	350A93322300	Bearing/Box Extractor	80
63-20	350A93322400	Bearing/Box Hafting Tool	80
63-20	355A93344400	Bearings Fan Extractor	79
63-20	350A93323000	Brace Extractor	81
63-20	350A93372320	Casing Seal Hafting	78
63-20	C632G3018101	Conical housing mast bearing tool	82
63-20	355a96325501	Conical Reducer Blanking Cap	44
63-20	355a96325502	Conical Reducer Blanking Cap	44



ATA	REFERENCE	DESIGNATION	PAGE
63-20	355A93354501	Connecting Shaft Extractor	86
63-20	FORTAR4420	Endoscope Kit	94
63-20	355A92584501	Fan Air Inlet Blanking Cap	40
63-20	355A93344300	Fan Axle Extractor	85
63-20	355A93344520	Fan Bearing Hafting	78
63-20	350A93530000	Fan Extractor	79
63-20	355A93344600	Fan Shaft Installation	78
63-20	355A93325220	Flange Lock Wrench	124
63-20	355A93325700	Free Wheel Roller Support	109
63-20	355A93325620	Free Wheel Shaft Dolly	81
63-20	365A92314502	Frequency Adaptor Blocking Device	109
63-20	350A93350500	Gimbal Axis Extractor	77
63-20	350A93321000	Indicator Light Exchange Wrench	126
63-20	355A93325100	Inlet Flange Extractor	81
63-20	350A96320104	Main Gear Box Blanking Caps Set	45
63-20	355A96324004	Main Gear Box Blanking Caps Set	44
63-20	703A95050800	Main Gear Box Draining Pipe	105
63-20	350A93321001	Main Gear Box Light Exchange Wrench	127
63-20	350A95321000	Main Gear Box Platform	59
63-20	355a95324000	Main Gear Box Platform	59
63-20	355A91324001	Main Gear Box Sling	56
63-20	350A91320000	Main Gear Box Stand	61
63-20	355A91324500	Main Gear Box Stand	64
63-20	350A96321500	Main Gear Box Wooden Case	73
63-20	703A95050500	Main/Tail Gear Box Draining Pipe	105
63-20	X632P6021101	MGB/MM Ecureuil container	75
63-20	350A93320600	Mounting seal and ring MGB	81
63-20	355A93344120	Nut Retainer Installation Drift	124
63-20	355A93324120	Nut Wrench Stalock m50	124



ATA	REFERENCE	DESIGNATION	PAGE
63-20	350A96320501	Oil Pump Blanking Caps	46
63-20	350A95320000	Oil Sampling Tool	105
63-20	X632P6102101	Planet gear x1 container	75
63-20	X632P6102111	Planet gears x10 container	75
63-20	350A96320202	Planetary Gear Blanking Caps	46
63-20	350A93320100	Power Take-off Ring Extractor	80
63-20	350A93320200	Power Take-off Seal Exchange	80
63-20	350A93320320	Seal Assembly Tool	80
63-20	355A93325400	Seal Extractor	81
63-20	350A93323100	Seal Holder Extractor	81
63-20	355A93325300	Seal Holder Extractor	81
63-20	350A93323200	Seal Holder/Seal Extractor	84
63-20	355A93344000	Stalok Nut Wrench	125
63-20	350A93320020	Torque Spanner	124
63-23	350A93371400	Ball Joint Adjustment Tool	107
63-23	FDE82-10-03	NG-NR Test Case	111
63-23	355A97004101	NR Cabling	106
63-30	350A93380400	Bidirectional suspension Wrench m22	125
63-30	350A93380600	Bidirectional suspension Wrench m27	127
63-30	350A93380221	Immobilizing Fork I47	126
63-50	350A93320400	Flange Extractor	80
64-00	350A93330302	Hub Body Extractor	85
64-00	703A94001504	Optical View Finder	101
64-00	350A93330020	Tail Rotor Attachment Wrench	124
64-00	350A92330000	Tail Rotor Cover	36
64-00	350A93330202	Tail Rotor Lock Wrench	126
64-10	350A91120001	Tail Blades Aerotransport Case	71
64-10	350A92120500	Tail Blades Hoods	30
64-10	350A92120000	Tail Blades Immobilization	30



ATA	REFERENCE	DESIGNATION	PAGE
64-10	I641g6002201	Tail Blades Protection	38
64-10	350A93128000	Tail Blades Ring Exchange	78
64-10	350A96120001	Tail Blades Wooden Case	72
64-20	350A93331300	Ball joint Exchange	82
64-20	703A94300000	Bearing Clearance Measuring Tool	107
64-20	350A93332500	Bearings Seal/Stationary Star Extractor	82
64-20	350A93332000	Bearings Seal/Stationary Star Hafting	83
64-20	350A93332600	Double Seal/Cap Extractor	82
64-20	350A93332200	Double Seal/Cap Hafting	79
64-20	350A93332100	Double Seal/Ring Hafting Device	82
64-20	350A93330900	Flange Extractor	83
64-20	703A95020002	Lubricating Pump	116
64-20	350A93331500	Specific Screwdriver	124
64-20	350A93331803	Spin Table/Stationary Star Extractor	84
64-20	350A93332400	Stationary Star/ Spin Table Extractor	85
64-20	350A93332300	Stationary Star/Spin Table Hafting	80
64-20	350A91338100	Tail Rotor Support	62
65-10	350A94340004	Arriel Transmission Alignment	101
65-10	X651P6101101	Drive shaft protection	44
65-10	350A91340000	Drive Shaft Support	64
65-10	350A94340002	LTS-D Transmission Alignment	101
65-10	350A93348000	Shaft Transmission Bearing Exchange	85
65-10	X651P3400101	Shur-lok nut replacement tool	126
65-10	350A94348000	Tail Rotor Drive Alignement	101
65-10	350A94341000	Tail Transmission Twisting Test Tool	108
65-10	350A93350200	TDL bearing press	85
65-10	350A93340500	Transmission Shaft Bearing Exchange	83
65-10	350A93341000	Transmission Shaft Bearing Hafting Shell	77
65-10	350A91270005	Transmission Shaft Support	65



ATA	REFERENCE	DESIGNATION	PAGE
65-10	350A91348000	Transmission Shaft Support	62
65-10	X651P3301101	Transmission shaft supports	62
65-10	355A94344000	Turboshaft Powerplant Transmission Alignment	101
65-20	X652P6205101	CONTAINER TGB H125/355	75
65-20	350A93338400	Control Rod Support	77
65-20	350A93338500	Control Rod/Bearing Extractor	77
65-20	350A93338600	Control Rod/Bearing Hafting Tool	78
65-20	350A93338100	Inlet Flange Cap Hafting Tool	79
65-20	350A93320500	Main/Tail Gear Box Lock Wrench	126
65-20	703A93002100	Nut Retainer Exchange	82
65-20	703A93002020	Nut Wrench	124
65-20	350A93331203	Ring Exchange	83
65-20	350A93330800	Seal/Seal Holder Exchange	83
65-20	350A93331620	Spin Table Nut Wrench	126
65-20	350A96338500	Tail Gear Box Blanking Cap Kit	44
65-20	C652G3104201	Tail Gear Box Extraction Screw	82
65-20	350A93330600	Tail Gear Box Extractor	83
65-20	350A93330700	Tail Gear Box Seal Holder Extractor	83
65-20	350A93338001	Tail Gear Box Seal Inlet Exchange	79
65-20	350A91330000	Tail Gear Box Stand	61
65-20	350A91338000	Tail Gear Box Support	65
65-20	350A93330520	Tail Gear Box Wrench	124
65-20	350A96330000	Tail Gear Box/Tail Rotor Wooden Case	73
65-20	X652P6206101	TGB H130 CONTAINER	75
65-30	330A93340300	Intermediate Gearbox Seal Exchange	80
65-30	350A93331720	Locating Pin	83
65-30	350A93323320	Seal Holder Hafting Tool	83
65-30	350A93338200	Tail Gear Box Outlet Seal Exchange	79
67-00	703A93020620	Centering Thimble	81



ATA	REFERENCE	DESIGNATION	PAGE
67-10	350A94278502	Flight Control Adjustment Kit	106
67-10	350A94270007	Flight Controls Adjustment Kit	106
67-10	350A94272000	Rotating Handle Adjustment	126
67-20	350A91278000	Ball Operated Control Protection Device	110
67-30	703A94000000	Clearances Analyze Device	107
67-30	X270P3101101	Sercovontrol ball end adjustment	107
67-70	703A97670500	Cartridge Test Case	91
71-00	365A91540003	Arriel Turboshaft Powerplant Sling	54
71-00	365A91540004	Arriel Turboshaft Powerplant Sling	54
71-00	350A93540000	Arriel Turboshaft Powerplant Support	62
71-00	350A93540500	LTS 101 Turboshaft Powerplant Support	61
71-00	355a91586501	Tm 319 Turboshaft Powerplant Support	63
71-00	355A91586500	Tm 319 1m Turboshaft Powerplant Support	62
71-00	365A91541000	Turboshaft Powerplant Jig Wheels Kit	61
71-00	365A91541001	Turboshaft Powerplant Jig Wheels Kit	61
71-20	350A91540500	LTS101 Turboshaft Powerplant Support	62
71-60	350A92728100	Engine Intake Air Cover	35
72-00	355A92584000	Allison Air Inlet Blanking Cap	40
72-00	355A91545000	Allison c20 Turboshaft Powerplant Stand	64
72-00	355A92544000	Allison c20 Tuyere Blanking Caps	39
72-00	355a96544000	Allison c20e Turboshaft Powerplant Wooden Case	73
72-00	355A91584002	Allison Turboshaft Powerplant Support	109
72-00	350A95540501	Arriel Rinsing Device	105
72-00	8814400000	Arriel Turboshaft Powerplant Metallic Container	75
72-00	365A91540002	Arriel Turboshaft Powerplant Sling	52
72-00	350A92541001	Arriel Tuyere Blanking Cap	40
72-00	350A94541000	LTS Oil Circuit Test	103
72-00	350A91540001	LTS101 Turboshaft Powerplant Sling	52
72-00	350A92540000	LTS101 Tuyere Blanking Cap	39



ATA	REFERENCE	DESIGNATION	PAGE
72-00	355A91546101	Tm 319 1m Turboshaft Powerplant Sling	51
72-00	355A91546001	Tm 319 Turboshaft Powerplant Sling	51
72-00	355A92586000	Tm319 Air Inlet Blanking Cap	40
72-00	8814157000	Turboshaft Powerplant Rinsing Bench	115
73-10	332A97520505	Fuel System Test Case	103
94-00	703A94810000	Crouzet Sight Harmonization Tool	100
94-00	703A94810001	Crouzet Sight Harmonization Tool	98
94-00	703A94002500	Harmonization Panel	99
94-00	350A94000000	Harmonization Sight Support	99
94-00	350A94810001	Harmonization Target	98
94-00	703A94810200	Mirror Support	98
94-00	365A94815000	Multi-purpose Arm Harmonization	99
94-00	365A94815001	Multi-purpose arm harmonization	98
94-00	703A94850020	Rocket Launcher Harmonization	99
94-00	350A94811000	Vertical Central Harmonization	98
94-30	350A94811101	Cabin Floor Harmonization	98
94-30	350A94811102	Cabin Floor Harmonization	98
94-50	703A97660000	Cannon Adjustment Tool	99
95-60	703A97670905	Cartridge Floatation Gear Switch	91
95-60	2998970	Digital Manometer	91
xx-xx	703A97720900	AVCS Troubleshooting Tool	95
xx-xx	350A94680001	Compensator Rack 20	99
xx-xx	On Request	Cutoff Box	90
xx-xx	332a97520600	Fuel Piping	103
xx-xx	CEL84-22-40-00	Rudder Trim Control Actuator Test Suitcase	106
xx-xx	350A94810100	Weaponry Harmonization Plug	98



TOOLS & GSE

DESCRIPTION

Towing, mooring and immobilization tools




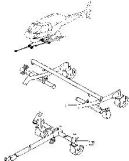




Tow bars <

DESCRIPTION

Rigid bars designed and adapted to perform towing operations.




REFERENCE		FEATURES	O / I LEVEL	ATA	LABEL	WEIGHT	SIZE	A/C TYPE APPLICABILITY
350A91009800 Towing Device		Device to tow the helicopter on prepared field Foldable device with 2 wheels and 2 bars fixed on skid	I	09-10		37 (kg)	4,32 x 2,12 x 0,42 (m)	H130
350A91001801 Towing Bar		Conceived for helicopter with skid Used with twin wheel Device foldable Including 2 wheels	I	09-10		37 (kg)	2,22 x 0,25 x 0,245 (m)	AS350, AS355, AS550, AS555, EC120, GAZELLE
350A91002501 Towing Bar		Conceived for helicopter with skid Tilt angle: 5	I	32-10		23,15 (kg)	1,685 x 0,15 (m)	AS350, AS355, AS550, AS555, EC120
355A91006000 Specific Towing Bar		Device in 2 parts equipped with tiller and frame for Radome	I	09-10		65 (kg)	3,7 x 2,5 x 0,5 (m)	AS355, AS555



Twin wheels <

DESCRIPTION

Ground handling wheels designed to move helicopter equipped with a skid.


REFERENCE		FEATURES	O / I LEVEL	ATA	LABEL	WEIGHT	SIZE	A/C TYPE APPLICABILITY
332A91410003 Main Landing Gear Twin Wheel		Pneumatic twin wheels Conceived for TRANSALL, HERCULES and ILYUSHIN 76 boarding	I	07-50	CE	24 (kg)	0,83 x 0,35 x 0,32 (m)	AS332, AS350, AS355, AS365, AS532, AS555, H225, H225M, SA330, SA360
355a91004700 Twin Wheel Adaptor		Device to replace operating lever on hydraulic wheel chock Conceived for helicopter with long footstep DART Including in on board kit	I	09-10	CE	0,49 (kg)	0,135 x 0,045 x 0,1 (m)	AS350, AS355, AS550, AS555
355A91004502 Hydraulic Twin Wheel		Conceived for prepared field Including: 2 wheel chocks equipped with pump, hydraulic jack and 1 operating lever	O/I	09-20	CE	21 (kg)	0,54 x 0,444 x 0,41 (m)	AS350, AS355, AS550, AS555, EC120



Mooring rings <

DESCRIPTION

Devices enabling to secure helicopter to any permanent structure (boat, off shore platform, etc).

REFERENCE		FEATURES	O / I LEVEL	ATA	LABEL	WEIGHT	SIZE	A/C TYPE APPLICABILITY
703A92031000 Mooring Rings		Consists of rings with pin quick-release 2 rings included in on board kit 2 optionnal rings for heavy weather	0	10-00		0,2 (kg)	0,094 x 0,075 x 0,021 (m)	AS350, AS355, AS550, AS555, EC120, H130



Blade folding and Immobilization tools <

DESCRIPTION

Devices necessary to maintain blades in folded up configuration or more generally to immobilize the helicopter when it is parked or moored on ground or navy exploitation.



REFERENCE	FEATURES	O / I LEVEL	ATA	LABEL	WEIGHT	SIZE	A/C TYPE APPLICABILITY
355A92115004 Folding Blades Device	 Including: support and 2 immobilization poles	I	10-00		30 (kg)	1,999 x 0,488 x 0,213 (m)	AS350, AS355, AS550, AS555, H130
355A92114002 Main Blades Hoods	 Device to immobilize main blades during camp Wind strength up to 20 kts Including: 3 hoods, pennants and set up pole	I	62-10		4 (kg)	0,669 x 0,486 x 0,041 (m)	AS350, AS355, AS550, AS555, H130
350A92120500 Tail Blades Hoods	 Device to immobilize tail blades during camp or transportation Set of 2 canvas hoods equipped with guy rope and pennant Included in on board kit	I	64-10		0,34 (kg)		AS350
350A92120000 Tail Blades Immobilization	 Device to immobilize tail blades by tail rotor during camp Rislan chock equipped with pin and pennant Included in on board kit	I	64-10		0,65 (kg)	0,2 x 0,144 x 0,107 (m)	AS350, AS355, AS550, AS555
350A92111508 Blades Foldable Device	 Device to fold up blades rearward Including hoods immobilization device, 1 rotor brake safety device, 1 centring pin and 2 frequency adaptor blocking	I	10-00		10 (kg)		AS350, AS550
350A92112003 Blades Foldable Device (Navy Type)	 Conceived for Main Rotor Hub Startflex Including 2 frequency adaptor blocking	I	62-10		27 (kg)		AS350



Blade poles <

DESCRIPTION

Equipment used in order to moor the helicopter by blades and secure it from weather conditions.

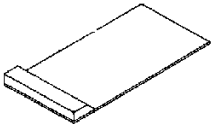
REFERENCE		FEATURES	O / I LEVEL	ATA	LABEL	WEIGHT	SIZE	A/C TYPE APPLICABILITY
350A92113000 Hoods Pole		Device to immobilize main blades Wind strength: > 40 kts Light alloy pole	I	62-10		2,5 (kg)	0,9 x 1,01 (m)	AS350, AS355, AS365, AS366, AS550, AS555, AS565, H130
703A94000500 Blades Tracking Flag		Consists of pole equipped with pennant	I	62-10		8,4 (kg)	2,27 x 0,045 x 0,027 (m)	ALOUETTE 2, AS350, AS355, AS365, AS366, AS366, AS550, AS555, AS565, EC120, GAZELLE, H130, H155, SA360



Wheel chocks <

DESCRIPTION

Devices placed closely against helicopter wheels to prevent accidental movement.

REFERENCE		FEATURES	O / I LEVEL	ATA	LABEL	WEIGHT	SIZE	A/C TYPE APPLICABILITY
703A91042500 Wheel Chock		Device for transportation in 707 Wooden chock with sole (AU4G)	I	10-00		8 (kg)	0,4 x 0,2 x 0,045 (m)	AS332, AS365, AS366, AS532, AS565, H130, H155, H225, H225M



Protections and covers,
blanking for maintenance





Helicopter/Fuselage covers <

DESCRIPTION

Devices designed to cover and protect the helicopter and fuselage against bad weather conditions or for transport.



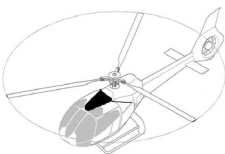




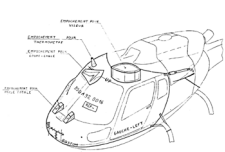
REFERENCE		FEATURES	O / I LEVEL	ATA	LABEL	WEIGHT	SIZE	A/C TYPE APPLICABILITY
355A92214000 Fuselage Cover		Device to protect the whole fuselage for transportation by truck or Boeing 747 Canvas cover	I	53-00		3 (kg)	4 x 3 x 0,005 (m)	AS355, AS555
350A92728100 Engine Intake Air Cover		GSE is used to protect Engine Air Intake	I	71-60		1 (kg)	0,49 x 0,47 x 0,01 (m)	AS350, AS550, H130
350A92720000 Air conditioning Outlet Blanking Cap		Red canvas	I	21-00		0,07 (kg)	0,25 x 0,17 x 0,009 (m)	AS350, AS355, AS550, AS555
355A92314000 Main Rotor Hub Cover		Device to protect Main Rotor Hub against sand or during cold weather Khaki nylon canvas	O/I	62-20		2,3 (kg)	3,867 x 2,774 x 0,001 (m)	AS350, AS355, AS550, AS555
350A92210000 Fuselage Cover		Device to protect the fuselage during transportation in Boeing 747 or by truck Canvas cover	I	53-00		17 (kg)	6 x 3 x 0,05 (m)	AS350, AS550
355A92584200 Anti-sand Filter Blanking Cap		Device to cover turboshaft powerplant cowlings orifices and air inlet with anti-sand filter Consists of cover for left and right sides linked with strap	I	12-00		2,95 (kg)	0,4 x 0,4 x 0,2 (m)	AS355, AS555




Fenestron/Window/Cabin covers <

DESCRIPTION

Devices designed to cover and protect fenestron, windows and/or cabin against bad weather conditions or for transport.

REFERENCE	FEATURES	O / I LEVEL	ATA	LABEL	WEIGHT	SIZE	A/C TYPE APPLICABILITY
350A92330000 Tail Rotor Cover	 Conceived to protect against sand or cold weather Nylon canvas cover	O/I	64-00		0,225 (kg)	0,28 x 0,28 x 0,08 (m)	AS350, AS355, AS550, AS555
350A92001004 Canopy Cover	 Device to protect the canopy for cabin equipped with Homing antenna/2 plugs and 2 windshield wipers Nylon canvas cover	O/I	53-00		5,7 (kg)	3,737 x 2,186 x 0,005 (m)	AS350, AS355, AS550, AS555
350A92548000 Main Gear Box Air Inlet Blanking Cap	 Device for helicopter parking during camp Canvas cover equipped with 2 straps and hooks Included in on board kit	I	10-00		0,45 (kg)	0,9 x 0,2 x 0,04 (m)	H130
350A92001500 Fuselage/Cable cutter Cover	 Device to protect the canopy of helicopter equipped with Homing antenna/2 plugs/2 windshield wipers and cable cutter Canvas cover	O/I	62-20		6 (kg)	3,264 x 2,409 x 0,005 (m)	AS350, AS355, AS550, AS555
350A92001005 Canopy Cover	 Device to protect the canopy for cabin equipped with Homing antenna/2 plugs and 2 windshield wipers Nylon khaki canvas cover	O/I	53-00		5,7 (kg)	3,737 x 2,186 x 0,005 (m)	AS350, AS355, AS550, AS555
350A92001701 Canopy/Helitow 2 Cover	 Device to protect the canopy of helicopter equipped with viewfinder Helitow2/Homing antenna/2 plugs and 2 windshield wipers	O/I	53-00		3 (kg)	3 x 2,5 x 0,005 (m)	AS350, AS550
350A92238000 Fenestron Cover	 Device to protect Tail Rotor section for storage or transportation Consists of tissue piece equipped with straps and Velcro	I	10-10		2,6 (kg)	0,5 x 0,3 x 0,05 (m)	H130
350A92001601 Cabin Cover	 Device to protect canopy, cable cutter, Helitow sights, Homing/Gonio antennas, total static ports etc Khaki cover conceived for civilian light aviation	I	53-00		5,9 (kg)		AS550

Fenestron/Window/Cabin covers <


REFERENCE	FEATURES	O / I LEVEL	ATA	LABEL	WEIGHT	SIZE	TYPE APPLICABILITY
350A92001600 Cabin Cover 	Device to protect canopy, cable cutter, Helitow sights, Homing/ Gonio antennas, total static ports etc White and khaki cover conceived for air force light aviation	I	53-00		5,9 (kg)		AS550



Blade covers (aft/fwd) <

DESCRIPTION

Devices designed to cover and protect blades against bad weather conditions or for transport.


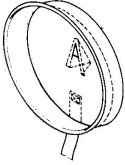


REFERENCE		FEATURES	O / I LEVEL	ATA	LABEL	WEIGHT	SIZE	A/C TYPE APPLICABILITY
I641g6002201 Tail Blades Protection		Thermoweldable canvas	I	64-10		0,02 (kg)	0,2 x 0,06 (m)	H130



Air blanking <







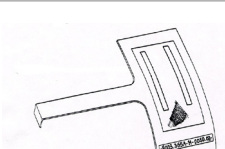
DESCRIPTION

Protections designed for nozzle, turbine and air inlet to prevent against Foreign Object Damages such as sand, dust, snow, etc.

REFERENCE	FEATURES	O / I LEVEL	ATA	LABEL	WEIGHT	SIZE	A/C TYPE APPLICABILITY
350A92541100 Arriel Tuyere Cover 	Red canvas Included in on board kit	O	53-00		0,15 (kg)	0,45 x 0,32 x 0,06 (m)	AS350, AS365, AS550, AS565, H130, H155
355A92584700 Fan Air Inlet Blanking Cap 	Consists of polyurethane foam equipped with pennant Specific for some helicopters versions Included in on board kit	O	21-50		0,4 (kg)	0,359 x 0,188 x 0,09 (m)	AS355, AS555
350A92728000 Air Conditioning Air Outlet Blanking Cap 	Canvas blanking caps with quick- release clip	I	53-50				H130
355A92586100 Anti-sand Filter Cover 	Device to obturate air inlet Tm319 with anti-sand filter Including: 2 symmetrical red canvas with straps, hooks and pennant	I	53-00		1 (kg)	0,5 x 0,5 (m)	AS355, AS555
350A92540000 LTS101 Tuyere Blanking Cap 	Red canvas Included in on board kit	I	72-00		0,2 (kg)	0,3 x 0,3 x 0,045 (m)	AS350
350A92540101 Arriel Air Intake Cover 	Red canvas	I	53-00		0,73 (kg)	0,7 x 0,64 x 0,03 (m)	AS350, AS550, H130
350A92540500 LTS101 Air Intake Cover 	Red canvas Included in on board kit	I	53-00		0,65 (kg)		AS350
355A92544000 Allison c20 Tuyere Blanking Caps 	Device used for camp Conceived for cowlings installed Set of 2 blanking caps in plastazote, red canvas coating equipped with pennant	I	72-00		0,3 (kg)	0,22 x 0,2 x 0,06 (m)	AS355, AS555



Air blanking <

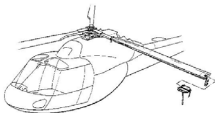

REFERENCE		FEATURES	O / I LEVEL	ATA	LABEL	WEIGHT	SIZE	TYPE APPLICABILITY
355A92586000 Tm319 Air Inlet Blanking Cap		Device to obturate turboshaft powerplant air inlet Tm319 during camp Red canvas with hanging straps and pennant	I	72-00		1,2 (kg)	0,1 x 0,2 x 0,2 (m)	AS355, AS555
350A92541001 Arriel Tuyere Blanking Cap		Red canvas Included in on board kit	I	72-00		0,25 (kg)	0,4 x 0,36 x 0,03 (m)	AS350, AS550, H130
350A92584000 Heater Air Inlet Cover		Device used during camp Laminated canvas cover equipped with 2 straps and hooks Included in on board kit	O/I	10-20		0,65 (kg)	1,07 x 0,75 x 0,435 (m)	H130
350A92548100 Engine Air Intake Cover		Conceived for camp Canvas cover equipped with hooks and fixation sandows Included in on board kit	I	30-20		0,6 (kg)	0,7 x 0,645 x 0,03 (m)	AS350, AS550, H130
355A92584000 Allison Air Inlet Blanking Cap		Device to obturate turboshaft powerplant air inlet during camp Set of 2 blanking caps in red canvas with hanging straps and pennant	I	72-00		0,6 (kg)	0,3 x 0,3 x 0,1 (m)	AS355, AS555
355A92584501 Fan Air Inlet Blanking Cap		Consists of polyurethane foam equipped with pennant Specific for some helicopters versions Included in on board kit	I	63-20		0,4 (kg)	0,25 x 0,16 x 0,1 (m)	AS355, AS555
350A95728500 Air Conditioning Circuit Plug Suitcase		Device used during air conditioning circuit components removal Obturation plugs equipped with gas valve Components removed put under nitrogen with the valve	I	21-00		3,5 (kg)	0,525 x 0,38 x 0,125 (m)	H130



Blade caps <

DESCRIPTION

Devices enabling to immobilize blades and protect wingtip.



REFERENCE		FEATURES	O / I LEVEL	ATA	LABEL	WEIGHT	SIZE	A/C TYPE APPLICABILITY
355A92114500 Heavy Weather Blade Cap		Conceived for cold weather Canvas cover	I	62-10		2,3 (kg)	4,7 x 0,4 x 0,1 (m)	AS350, AS355, AS550, AS555, H130
350A92110502 Main Blades Hoods		Device to immobilize main blades Wind strength: > 20Kts Including 3 hoods and 1 setting pole	I	62-10		2,8 (kg)	0,937 x 0,0253 x 0,0253 (m)	AS350



Pitot and static blanking <

DESCRIPTION

Devices designed to protect pitot against Foreign Object Damages such as sand, dust, snow, etc.

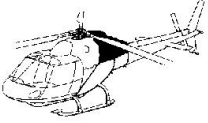
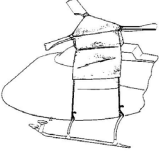

REFERENCE		FEATURES	O / I LEVEL	ATA	LABEL	WEIGHT	SIZE	A/C TYPE APPLICABILITY
703A92020504 Static Port Blanking Cap		Device used during camp Including: 2 Teflon blanking caps equipped pennant	I	34-00		0,016 (kg)	0,295 x 0,035 x 0,007 (m)	AS332, AS350, AS355, AS365, AS365, AS366, AS532, AS550, AS555, AS565, GAZELLE, H130, SA330, SUPER- FRELO
703A92020100 Total Static Port Blanking Cap		Device to obturate total static port during camp	O	34-00		0,015 (kg)	0,35 x 0,03 x 0,02 (m)	AS332, AS350, AS355, AS365, AS365, AS366, AS532, AS550, AS555, AS565, EC120, GAZELLE, H130, H155, SA360
703A92021000 Temperature Probe Blanking Cap		Conceived for probe Crouzet Type 201M Material: Teflon Equipped with pennant	I	34-10		0,22 (kg)	0,098 x 0,062 x 0,031 (m)	AS332, AS355, AS532, AS550, AS555, H225, H225M



Flexible blanking <

DESCRIPTION

Flexible protections used to cover some parts of the helicopter and prevent against shock. It is easy to handle and is adapted to specific parts.


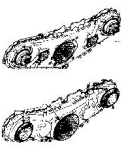
REFERENCE		FEATURES	O / I LEVEL	ATA	LABEL	WEIGHT	SIZE	A/C TYPE APPLICABILITY
355A92585500 Turboshaft Powerplant Cowling Cover		Device to protect turboshaft powerplant cowlings against sand and during cold weather	O/I	12-00		1,5 (kg)		AS355, AS555
355A92314001 Main Rotor Hub Cover		Device to protect Main Rotor Hub against sand or during cold weather Tergal or poplin canvas	O/I	62-20		2,3 (kg)	3,867 x 2,774 x 0,001 (m)	AS350, AS355, AS550, AS555
703A92820200 Horizontal Stabilizer Protective Cover		Device to protect horizontal stabilizer during helicopter parking or maintenance operations	I	55-00		0,1 (kg)	0,58 x 0,3 (m)	AS350, AS355, AS550, AS555, EC120, H130



Rigid blanking <


DESCRIPTION

Rigid protections used to cover some parts of the helicopter and prevent against Foreign Object Damages such as sand, dust, snow, shock, etc.

REFERENCE		FEATURES	O / I LEVEL	ATA	LABEL	WEIGHT	SIZE	A/C TYPE APPLICABILITY
350A96338500 Tail Gear Box Blanking Cap Kit		Including: 1 control rod blanking cap, 1 inlet flange immobilizing device, 1 ball pin for control shaft immobilization	I	65-20		0,2 (kg)	0,123 x 0,102 x 0,095 (m)	H130
350A96321000 Pump Module Blanking Caps		Conceived for transportation and storage PVC blanking caps with 4 fixation nuts	I	29-00		0,9 (kg)	0,322 x 0,193 x 0,193 (m)	AS350, AS355, AS550, AS555, H130
355A96324004 Main Gear Box Blanking Caps Set		Including: 1 cover, 1 satellite chock and several types of plugs	I	63-20		1,3 (kg)		AS355, AS555
355a96325501 Conical Reducer Blanking Cap		Device to store and exchange conical reducer Including several types of blanking caps	I	63-20		1,7 (kg)		AS355, AS555
355a96324402 Accessory Module Blanking Caps Set		Device to store and exchange accessory module Components available sparatly	I	63-20		0,9 (kg)		AS355, AS555
355a96325502 Conical Reducer Blanking Cap		Device to store and exchange conical reducer Including several types of blanking caps	I	63-20		1,7 (kg)		AS355, AS555
X651P6101101 Drive shaft protection		Device is installed during rear shaft removal / installation.	O/W/D	65-10		6 (kg)	0,5 x 0,38 x 0,24 (m)	H130
350A96540500 Bleed Valve Blanking Caps		Device used for cowlng deposit/ touch up Including light alloy plate with immobilization straps and pennant	I	12-00		1 (kg)	0,225 x 0,137 x 0,066 (m)	AS350, AS550, H130



Rigid blanking <


REFERENCE		FEATURES	O / I LEVEL	ATA	LABEL	WEIGHT	SIZE	TYPE APPLICABILITY
350A96320104 Main Gear Box Blanking Caps Set		Conceived for Main Gear Box storage	I	63-20		1,3 (kg)		AS350, AS355, AS550, AS555, H130



Metallic blanking <

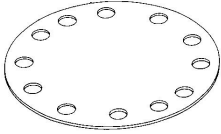
DESCRIPTION

Metallic protections used to cover some parts of the helicopter and prevent against Foreign Object Damages such as sand, dust, snow, shock, etc.

REFERENCE	FEATURES	O / I LEVEL	ATA	LABEL	WEIGHT	SIZE	A/C TYPE APPLICABILITY
350A96370502 Rod Support Blanking Caps	 Consists of blanking caps for mast equipped with rods hold	I	62-20		3 (kg)	0,26 x 0,26 x 0,0065 (m)	AS350, AS355, AS550, AS555, H130
350A96320501 Oil Pump Blanking Caps	 Device to obturate oil pump plug on Main Gear Box Consists of plate equipped with 4 nuts and rubber seal	I	63-20		0,6 (kg)	0,195 x 0,195 x 0,017 (m)	AS350, AS550, H130
350A96320202 Planetary Gear Blanking Caps	 Conceived for planetary gear storage Including: 2 covers and 1 chock	I	63-20		2,2 (kg)	0,391 x 0,387 x 0,131 (m)	AS350, AS355, AS550, AS555, H130
350A96370501 Rod Support Blanking Caps	 Consists of blanking caps for mast equipped with rods hold	I	62-20		3 (kg)	0,26 x 0,26 x 0,0065 (m)	AS350, AS355, AS550, AS555
350A91371500 Mast Cap	 Device conceived for Transall boarding Blanking plate	I	62-30		0,45 (kg)	0,192 x 0,165 x 0,003 (m)	AS350, AS355, AS550, AS555, H130
350A91270000 Rudder Control Protective Device	 Device used as a protection	I	27-00		0,3 (kg)	0,29 x 0,1 x 0,002 (m)	AS350, AS355, AS550, AS555
350A96370503 Rod Support Blanking Caps	 Consists of blanking caps for mast equipped with rods hold	I	62-20		3 (kg)	0,26 x 0,26 x 0,084 (m)	AS350, AS355, AS550, AS555, H130
350A91720000 Air Conditioning Protection	 Device to support and protect heating of air conditioning Folded sheet metal with recovery tabs	I	21-90		2 (kg)	0,50,4 x 0,21 (m)	AS350, AS355, AS550, AS555



Metallic blanking <

REFERENCE		FEATURES	O / I LEVEL	ATA	LABEL	WEIGHT	SIZE	TYPE APPLICABILITY
350A96370320 Rotor Mast Blanking Caps		Device for storage of mast with the hub	I	62-20		0,11 (kg)		AS350, AS550, H130

Portable cranes, slings,
jacks and accessories

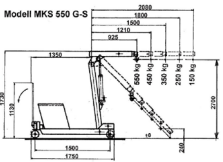
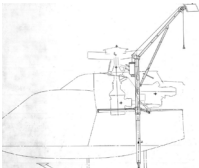




Portable cranes <

DESCRIPTION

Devices enabling to hoist and replace some parts of the helicopter such as engine, blades, Main Rotor Head, Main Gear Box etc in order to conduct maintenance operations safely and easily in various environments.


REFERENCE		FEATURES	O / I LEVEL	ATA	LABEL	WEIGHT	SIZE	A/C TYPE APPLICABILITY
80423005 Cantilever Handling Crane		Device to handle helicopter parts Consists of crane with wheels (cantilever type) equipped with 1 counterweight, 1 telescopic arm (up to 1,8 m), 1 hook with swivel Maximum working load: 250 kg	O	07-30	CE	600 (kg)	1,45 x 1 x 1,8 (m)	AS332, AS350, AS355, AS365, AS532, AS550, AS555, AS565, EC120, H130, H155, H225, H225M, SA330
355A91304006 Hoisting Beam		Device to remove/install mechanical parts such as Main Rotor Hub, Main Gear Box, Turboshaft Powerplant, main blades... Conceived for outdoor use and for high or low landing Equipped with Trifor Jockey J5, shackle and cable	I	62-10	CE	28 (kg)	3,2 x 0,5 x 4 (m)	AS350, AS355, AS550, AS555



Blade slings <

DESCRIPTION

Devices enabling to remove or install blade easily. The device can be incorporated into a hoisting sling kit.


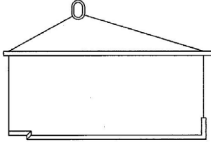





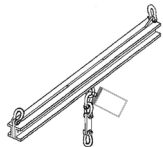
REFERENCE		FEATURES	O / I LEVEL	ATA	LABEL	WEIGHT	SIZE	A/C TYPE APPLICABILITY
355A91115001 Blades Sling		Device to hoist blades	I	62-10	CE	7 (kg)	0,56 x 0,22 x 0,55 (m)	AS350, AS355, AS550, AS555, H130



Hoisting


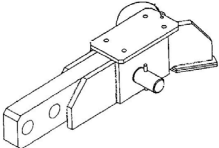
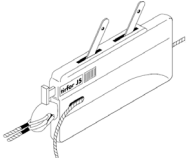
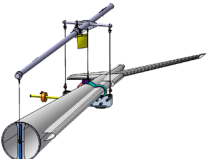



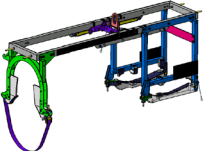

DESCRIPTION

Equipment enabling to hoist different parts of the helicopter to accomplish maintenance tasks.

REFERENCE		FEATURES	O / I LEVEL	ATA	LABEL	WEIGHT	SIZE	A/C TYPE APPLICABILITY
355A91214001 Fuselage Sling		Conceived for aerotransport with tail boom removed Hoisting beam fixed on Main Gear Box bars and cover	O	07-30	CE	16 (kg)	0,86 x 0,57 x 1,57 (m)	AS350, AS355, AS550, AS555, H130
8818107121 Helitow Viewfinder Support Beam		Device fixed under the viewfinder Including: 1 lower jig and 1 sling	I	12-00	CE	6,2 (kg)		AS550
355A91546001 Tm 319 Turboshift Powerplant Sling		Device for removal and installation of Tm 319 Turboshift Powerplant Hoisting bar equipped with shackles	O/I	72-00	CE	2 (kg)	0,343 x 0,217 x 0,255 (m)	AS355, AS555
355A91305500 Viewfinder Support Beam Kit		Device to remove or install roof viewfinder Including 2 braces and 1 tag	I	07-40		23,15 (kg)		AS550
350A91300005 Hoist Arm		Device to exchange Main Gear Box, turboshift powerplant and mast Maximum working load: 198 kg Equipped with Trifor Jockey hoist and cable	O/I	62-20	CE	24 (kg)	0,5 x 0,2 x 2 (m)	AS350, AS550, H130
355A91324101 Multi-purpose Sling		Device to hoist the main mechanical system: Main Gear Box, Mast and Main Rotor Hub Consists of hoisting beam equipped with 2 welded cables set	I	62-20	CE	3,3 (kg)	0,37 x 0,1 x 0,15 (m)	AS355, AS555
355A91546101 Tm 319 1m Turboshift Powerplant Sling		Device for removal and installation of turboshift powerplant equipped with Plenum Hoisting beam equipped with rigid strand with karabiner	I	72-00	CE	3,75 (kg)	0,4 x 0,3 x 0,36 (m)	AS355, AS555
703A91024601 Hoisting Beam		Device for boarding in Ilyushin76 Support beam equipped with shackles Capacity: 2500 daN	I	53-30	CE	30 (kg)	2,13 x 0,2 x 0,2 (m)	AS350, AS355, AS365, AS550, AS555, AS565, H130

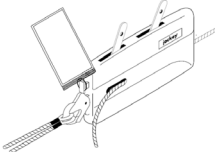


Hoisting

REFERENCE		FEATURES	O / I LEVEL	ATA	LABEL	WEIGHT	SIZE	TYPE APPLICABILITY
350A91540001 LTS101 Turboshhaft Powerplant Sling		Device for assembly and reassembly of turboshhaft powerplant (type Its101)	I	72-00	CE	4,29 (kg)	0,475 x 0,7 x 0,45 (m)	AS350
350A91321001 Hoisting Beam		Device to hoist the helicopter for boarding Capacity: 1000 daN	I	62-20	CE	4,4 (kg)	0,35 x 0,13 x 0,08 (m)	AS350, AS355, AS550, AS555, H130
703A91021206 Hoisting Device		Device for installation or deposit of constituent element Equipped with cable (8 m) and 1 shackle Maximum working load: 500 kg Type: Trifor J5	O/I	07-30	CE	3,75 (kg)	0,37 x 0,055 x 0,215 (m)	AS332, AS350, AS355, AS532, AS550, AS555, EC120, H225, H225M
350A91238200 Tail Boom Reversal Hoisting Beam		Device to hoist the tail boom and store it in container Conceived to reverse it from vertical to horizontal position (& vice versa)	I	07-30	CE	144 (kg)	5,2 x 1,7 x 1,7 (m)	AS350
521M50 Hoisting Chain		Maximum working load: 0,5 t Maximum volume: 275 mm	O	07-30	CE	6 (kg)	0,13 x 0,125 x 0,3 (m)	AS332, AS350, AS355, AS365, AS532, AS550, AS555, AS565, EC120, H130, H155, H225, H225M, SA330
350A91210002 Fuselage Sling		Device to handle helicopter with tail boom disassembled Conceived for aerotransport in Boeing 707 and Pelican	O	07-50	CE	12 (kg)	0,86 x 0,57 x 1,57 (m)	AS350, AS550, H130
350A91000601 Cargo Sling		Device to hoist the helicopter without Main Gear Box cowl nor turboshhaft powerplant/ helicopter crashed Capacity: 2000 daN	O	07-30	CE	17 (kg)	1,2 x 0,154 x 0,096 (m)	AS350, AS355, AS550, AS555, H130
X535P1102101 Tail boom sling		Device is used to lift, install or remove the tail boom.	W/D	53-50	CE	50 (kg)	2,21 x 91 x 0,732 (m)	H130
365A91540002 Arriel Turboshhaft Powerplant Sling		Equipped with 3 strands whose 1 adjustable Adjustable according to engine and configuration	O/I	72-00	CE	4 (kg)	0,505 x 0,36 x 0,15 (m)	AS350, AS365, AS365, AS550, AS565, H130, H155



Hoisting <



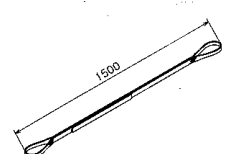



REFERENCE		FEATURES	O / I LEVEL	ATA	LABEL	WEIGHT	SIZE	TYPE APPLICABILITY
703A91021804 Hoisting Tackle Jockey		Device for installation or deposit of constituent element Equipped with 1 cable (10 m) Maximum working load: 300 kg	0	07-30	CE	1,75 (kg)	0,32 x 0,04 x 0,2 (m)	AS332, AS350, AS532, H130, H225M



Cable/Strap hoisting <

DESCRIPTION



Equipment enabling to hoist different parts of the helicopter to accomplish maintenance tasks.

REFERENCE		FEATURES	O / I LEVEL	ATA	LABEL	WEIGHT	SIZE	A/C TYPE APPLICABILITY
350A91238002 Tail Boom Sling		Device to hoist the tail boom with or without stabilizer Including: 3 straps, 1 triple oval ring, 1 suitcase	I	53-50	CE	4 (kg)	0,5 x 0,35 x 0,25 (m)	H130
350A91310502 Starflex Sling		Device to exchange the Starflex Hub Capacity: 75 daN Straps passing under the sleeves	I	62-20	CE	4,15 (kg)	0,125 x 0,1 x 0,135 (m)	AS350, AS355, AS550, AS555, H130
703A91024720 Polyester Flat Strap		Device for boarding in Ilyushin76TD Fixation on landing skid Capacity: 1 ton	I	07-50		1 (kg)		AS350, AS355, AS550, AS555, H130
365A91540003 Arriel Turboshift Powerplant Sling		Equipped with 3 strands whose 1 adjustable Adjustable according to engine and configuration	O/I	71-00	CE	4 (kg)	0,505 x 0,36 x 0,15 (m)	AS350, AS365, AS550, AS565, H130, H155
365A91540004 Arriel Turboshift Powerplant Sling		Device to remove and install the turboshift powerplant Consists of a sling with 3 strands and 4 sheet metal pierced enabling adjustment according to engine configurations	O/I	71-00	CE	4 (kg)	0,15 x 0,36 x 0,505 (m)	AS350, AS365, AS366, AS550, AS565, H130, H155
703A91021001 Specific Strop		Device to hoist the Main Gear Box Capacity: 2000 daN	I	62-20	CE	7 (kg)	0,78 x 0,05 x 0,05 (m)	AS332, AS350, AS355, AS365, AS366, AS532, AS550, AS555, AS565, EC120, H130, H155, H225, H225M



DESCRIPTION

Equipment enabling to lift the helicopter for different maintenance tasks such as landing gear operations, weighing, etc.

REFERENCE		FEATURES	O / I LEVEL	ATA	LABEL	WEIGHT	SIZE	A/C TYPE APPLICABILITY
703A91031500 Telescopic Hydraulic Jack		Device to hoist the whole helicopter Height minimum: 360 mm Height maximum: 1115 mm Maximum working load: 6 t	O/I	07-10	CE	54 (kg)	0,532 x 0,343 x 0,318 (m)	AS332, AS350, AS355, AS365, AS365, AS366, AS532, AS550, AS555, AS565, EC120, GAZELLE, H130, H155, H175, H225, H225M, SA330, SUPER-FRELON
350A91111001 Blades Exchange Pole		Device to exchange main blades and upper stops laminated Manual block	I	62-10	CE	5 (kg)	0,38 x 0,15 x 1,1 (m)	AS350
D10890D Anti-Stress Plate		Including: mobile plate, 2 immobilization jacks and 2 handles Maximum working load: 3 t	I	08-30		29 (kg)	0,7 x 0,5 x 0,11 (m)	ALOUETTE 2, AS332, AS350, AS355, AS365, AS366, AS532, AS550, AS555, AS565, EC120, GAZELLE, H130, H155, H225, H225M, SA330, SA360, SUPER- FRELON




Hoisting and Jack accessories <

DESCRIPTION

Accessories complementing the maintenance kit for lifting activities.

REFERENCE	FEATURES	O / I LEVEL	ATA	LABEL	WEIGHT	SIZE	A/C TYPE APPLICABILITY
355A91324001 Main Gear Box Sling	 Device to hoist Main Gear Box by eye terminal on hoisting cover Sheet metal bar equipped with shackles and quick links	I	63-20	CE	1,85 (kg)	0,32 x 0,1 x 0,18 (m)	AS355, AS555
350A91000501 Hoisting Ring	 Ring thread (M24 x 150), including safety brake and pennant	O/I	07-30	CE	0,5 (kg)	0,223 x 0,06 x 0,044 (m)	AS350, AS355, AS550, AS555, H130
355A91374001 Mast Ring	 Device to hoist the whole helicopter without hub Consists of plate with 3 fixation nuts	O	62-30	CE	1,85 (kg)	0,15 x 0,15 x 0,062 (m)	AS350, AS355, AS550, AS555, H130



Stands, platforms,
jigs and trolleys

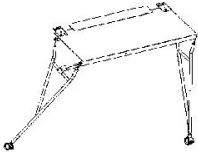






Servicing platforms <

DESCRIPTION

Devices enabling to get access to some parts of the helicopter in order to ensure proper maintenance.

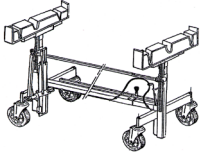
REFERENCE		FEATURES	O / I LEVEL	ATA	LABEL	WEIGHT	SIZE	A/C TYPE APPLICABILITY
355a95324000 Main Gear Box Platform		Device fixed on Main Gear Box cowlings fittings, on left or right side Equipped with 2 removable feet	I	63-20		15 (kg)	1 x 0,4 x 0,15 (m)	AS355, AS555
703A95030000 Servicing Platform		Conceived for mechanical floor and vertical stabilizer Consists of foldable platform Light alloy 2 height possible: 1,2 or 1,6 m Maximum working load: 200 kg	I	53-30		37 (kg)	1,554 x 0,908 x 0,349 (m)	AS332, AS350, AS355, AS365, AS532, AS550, AS555, AS565, EC120, H130, H155, H225, H225M
350A95321000 Main Gear Box Platform		Device used by being fixed on Main Gear Box cowling fittings Equipped with 2 removable feet	I	63-20		15 (kg)	1 x 0,4 x 0,15 (m)	AS350, AS355, AS550, AS555



Servicing trolleys <

DESCRIPTION

Devices enabling to move some equipments of the helicopter such as FLIR in order to ensure proper maintenance.

REFERENCE		FEATURES	O / I LEVEL	ATA	LABEL	WEIGHT	SIZE	A/C TYPE APPLICABILITY
97300-341A-11-0040-00 Handling Trolley		Device to transport and perform repairs on main blade Consists of lift trailer Including: 1 support on wheel with height and length adjustable	I	62-10		70 (kg)	4,1 x 1,5 x 1 (m)	AS350, AS355, AS365, AS366, AS550, AS555, AS565, EC120, GAZELLE, H130, H155, SA360



Support and Servicing assy <

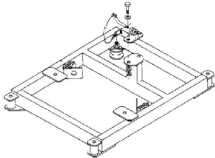


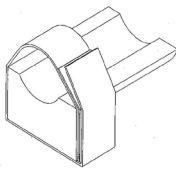


DESCRIPTION

Devices enabling to maintain some parts of the helicopter, in order to ensure proper maintenance.

REFERENCE		FEATURES	O / I LEVEL	ATA	LABEL	WEIGHT	SIZE	A/C TYPE APPLICABILITY
365A91541001 Turboshaft Powerplant Jig Wheels Kit		Device enabling Arriel Turboshaft Powerplant jigs handling Including: 2 rotating wheels, 2 fixed wheel and 2 protective hoops	I	71-00		54 (kg)	0,2 x 0,2 (m)	AS350, AS355, AS550, AS555
95-02-3160S-11-10000 Trestle		Device to support main blades	I	62-10			1,3 x 0,45 x 0,9 (m)	AS350, AS355, AS365, AS550, AS555, AS565, EC120, GAZELLE, H130, H155
350A91330000 Tail Gear Box Stand		Device conceived for shop	I	65-20		17 (kg)	0,255 x 0,24 x 0,106 (m)	AS350, AS355, AS550, AS555
350A93540500 LTS 101 Turboshaft Powerplant Support		Device to maintain turboshaft powerplant during exchange of Main Gear Box or connection between Main Gear Box/ Turboshaft Powerplant	I	71-00		1 (kg)		AS350
350A91320000 Main Gear Box Stand		Wooden stand with 2 angle brackets Conceived for shop	I	63-20		3,4 (kg)	0,433 x 0,43 x 0,103 (m)	AS350, AS550, H130
350A91230102 Tail Boom Support		Device to support tail boom	I	53-50		14 (kg)	0,78 x 0,56 x 0,78 (m)	AS350, AS355, AS550, AS555
350A91310002 Mast and Main Rotor Hub Stand		Device to equip the Main Rotor Hub and the mast reversed without Main Rotor Hub	I	62-20		10 (kg)	0,4 x 0,4 x 0,38 (m)	AS350, AS355, AS550, AS555, H130
365A91541000 Turboshaft Powerplant Jig Wheels Kit		Device enabling Arriel Turboshaft Powerplant jigs handling Including: 2 rotating wheels, 2 fixed wheel and 2 protective hoops	I	71-00		54 (kg)	0,2 x 0,2 (m)	AS350, AS355, AS365, AS550, AS555, AS565, H130



Support and Servicing assy <



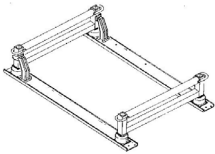
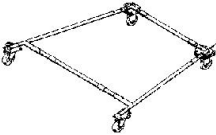
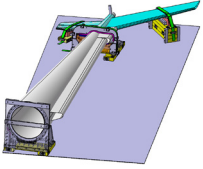
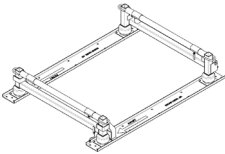
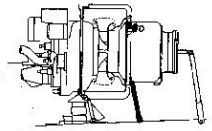
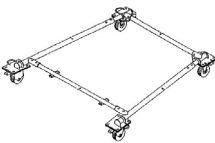
REFERENCE		FEATURES	O / I LEVEL	ATA	LABEL	WEIGHT	SIZE	TYPE APPLICABILITY
350A91540500 LTS101 Turboshaft Powerplant Support		Support with adaptation fittings for turboshaft powerplant and dampers Paulstra Conceived for shop or aerotransport	I	71-20		14 (kg)	0,99 x 0,64 x 0,93 (m)	AS350
350A93540000 Arriel Turboshaft Powerplant Support		Device to maintain turboshaft powerplant during exchange of Main Gear Box or connection between Main Gear Box/ Turboshaft Powerplant	I	71-00		2,1 (kg)	0,702 x 0,663 x 0,029 (m)	AS350, AS550, H130
350A96370001 Rotor Mast Stand		Device for container storage Conceived for mast without satellite Consists of 1 stand with bearings recovery bell	I	62-20		4,65 (kg)	0,424 x 0,42 x 0,037 (m)	AS350, AS355, AS550, AS555, H130
350A91348000 Transmission Shaft Support		Device for removal or installation of Tail Gear Box Foam support and Velcro tape	I	65-10				H130
350A91338100 Tail Rotor Support		Device to store tail rotor in shop or for transportation Sheet metal support equipped with central rod	I	64-20		2,8 (kg)	0,31 x 0,21 x 0,12 (m)	H130
355A91586500 Tm 319 1m Turboshaft Powerplant Support		Device used during turboshaft powerplant backing during Main Gear Box/junction or engine removal Conceived for Plenum Including: 2 engine supports, 2 lateral small connecting rods and 1 transversal small connecting rod	I	71-00		3,4 (kg)	0,518 x 0,24 x 0,096 (m)	AS355, AS555
X651P3301101 Transmission shaft supports		Device is installed during rear shaft removal / installation.	O/M/D	65-10		5 (kg)	0,5 x 0,4 x 0,2 (m)	H130



Stands and Jigs for transport <

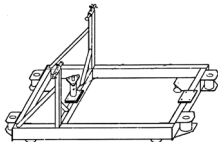

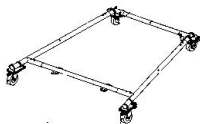
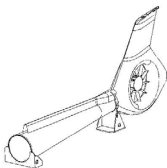
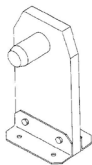

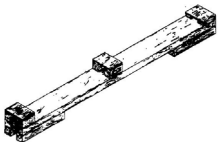
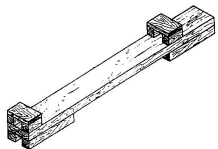
DESCRIPTION

Devices enabling to maintain different parts of the helicopter during the shipping (air, sea, road, etc).

REFERENCE		FEATURES	O / I LEVEL	ATA	LABEL	WEIGHT	SIZE	A/C TYPE APPLICABILITY
350A91008003 Fuselage Support		Device equipped with air cushion - Paulstra Conceived for container boarding, transport by truck	I	32-10		160 (kg)	3 x 2,1 x 0,45 (m)	H130
350A91230503 2 Tail Booms Support		Device to support 2 tail booms equipped with Tail Gear Box and Tail Rotor Used for metallic container Conceived for Transall boarding	I	53-50		25 (kg)		AS350, AS355, AS550, AS555
350A91003804 Fuselage Support		Device equipped with air cushion - Paulstra Conceived for container boarding, transport by truck	I	32-10		58 (kg)	2,5 x 1,4 x 0,5 (m)	AS350, AS355, AS550, AS555
350A91003504 Aerotransport Dummy Gear		Device to transport cabin in Boeing 707	I	32-10		58 (kg)	1,59 x 2,04 x 0,4 (m)	AS350, AS355, AS550, AS555
350A91238300 Tail Boom Horizontal Support		Conceived for transportation Wooden support Including front/back supports and vertical stabilizer supports	I	07-00		87 (kg)	6,06 x 2,24 x 0,915 (m)	AS350
350A91003805 Fuselage Support		Device equipped with air cushion - Paulstra Conceived for container boarding, transport by truck	I	32-10		160 (kg)	1,75 x 1,3 x 0,32 (m)	AS350, AS355, AS550, AS555
355a91586501 Tm 319 Turboshaft Powerplant Support		Device used during turboshaft powerplant backing for aerotransport Conceived for Plenum Including: 2 engine supports, 2 lateral and 2 rear small connecting rods and 1 transversal small connecting rod	I	71-00		3,4 (kg)		AS355, AS555
350A91003502 Aerotransport Dummy Gear		Device to transport cabin in Boeing 707 Equipped with wheels	I	32-10		58 (kg)	1,59 x 2,04 x 0,4 (m)	AS350, AS550


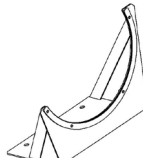
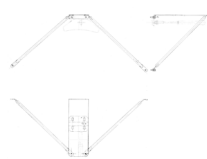


Stands and Jigs for transport <

REFERENCE		FEATURES	O / I LEVEL	ATA	LABEL	WEIGHT	SIZE	TYPE APPLICABILITY
355A91545000 Allison c20 Turboshaft Powerplant Stand		Device for aerotransport or shop operations Consists of jig with shock-absorber and wheels for aerotransport	I	72-00		17 (kg)		AS355, AS555
355A91324500 Main Gear Box Stand		Device conceived for shop or aerotransport Wooden stand equipped with 2 squares	I	63-20		3,8 (kg)	0,574 x 0,43 x 0,096 (m)	AS355, AS555
350A91003503 Aerotransport Dummy Gear		Device to transport cabin in Boeing 707 Dc8	I	63-20		58 (kg)	1,59 x 2,04 x 0,4 (m)	AS355, AS555
350A91238101 Tail Boom Support		Device for tail boom removal during transportation and storage Including: 2 wooden parts, 1 stand with recovery on junction frame with strap	I	53-50		12 (kg)	0,9 x 0,38 x 0,41 (m)	H130
350A91340000 Drive Shaft Support		Device to maintain drive shaft during cabin and tail boom boarding	I	65-10		0,26 (kg)	0,19 x 0,09 x 0,02 (m)	AS350
350A91371003 Mast Aerotransport Support		Device conceived for aerotransport of mast equipped with satellites Wooden support with protection against humidity	I	62-30		6,35 (kg)	0,6 x 0,6 x 0,1 (m)	AS350, AS355, AS550, AS555, H130
350A91410000 Boarding Skid Stand		Device for boarding on pallet in Boeing 747 or HERCULES L100-30 Wooden stand fixed under the skid	I	32-10		2,1 (kg)	2,3 x 0,216 x 0,245 (m)	AS350, AS355, AS550, AS555
X075P6201101 Tail boom support		Device is used during tail boom removal / installation.	I/D	07-50		27,5 (kg)	0,98 x 0,9 x 0,57 (m)	H130
350A91410001 Boarding Skid Stand		Device for boarding on pallet in Boeing 747 or HERCULES L100-30 Wooden stand fixed under the skid	I	32-10		2,13 (kg)	2,3 x 0,216 x 0,245 (m)	AS350, AS355, AS550, AS555



Stands and Jigs for transport <


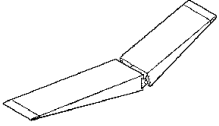

REFERENCE		FEATURES	O / I LEVEL	ATA	LABEL	WEIGHT	SIZE	TYPE APPLICABILITY
350A91411000 Boarding Skid Stands Set		Device for boarding and storage on pallet to transport the helicopter to Mississippi Including: 2 wooden stands set on skid	I	07-00		58 (kg)	2,1 x 2,325 x 0,282 (m)	AS350
350A91338000 Tail Gear Box Support		Device to perform operations on tail gear box in shop or for transportation Sheet metal support (square shape) including screws and nuts	I	65-20		2,6 (kg)	0,305 x 0,2 x 0,28 (m)	H130
350A91270005 Transmission Shaft Support		Device for tail gear shaft transportation Conceived for tail boom removed	I	65-10		15 (kg)	1,2 x 0,6 x 0,07 (m)	AS355, AS555




Access ramps <

DESCRIPTION

Equipment conceived to load the helicopter into a cargo compartment for helicopter shipment.

REFERENCE		FEATURES	O / I LEVEL	ATA	LABEL	WEIGHT	SIZE	A/C TYPE APPLICABILITY
703A91070501 Transall Access Ramp		Capacity: 1000 daN Requiring 2/helicopter	I	07-50		30 (kg)	2,5 x 0,355 (m)	AS350, AS355, AS550, AS555, EC120, H130
703A91070100 Ramp Extension Chock		Consists of chock articulated in 2 parts Material: Dural Conceived for Antonov boarding	I	14-00		21 (kg)	2,6 x 0,3 x 0,1 (m)	AS332, AS350, AS355, AS365, AS366, AS532, AS550, AS555, AS565, EC120, H155, H175, H225, H225M, SA330
703A91070001 Launching Ramp		Conceived for Transall boarding Metallic ramp with adaptation hooks Capacity: 2000 daN	O/I	14-00		58 (kg)	2,5 x 0,55 x 0,105 (m)	AS332, AS355, AS532, AS555, H225, H225M, SA330



Infrastructure






Mobile shelters <

DESCRIPTION

Equipment required to protect the staff and material during maintenance tasks.

REFERENCE		FEATURES	O / I LEVEL	ATA	LABEL	WEIGHT	SIZE	A/C TYPE APPLICABILITY
AB SH-1310 AERO-BULLE		AERO-BULLE is a mobile shelter having a quick and easily transferable installation protecting helicopter and/or materials. This complete solution consists of a galvanized steel structure covered with polyester fabric coated with PVC. Options: air conditio	I	10-00			18,6 x w:13,2 x h:4,6 (m)	AS350, EC120, EC635, H135, H145, H145M, H175

Containers and Cases


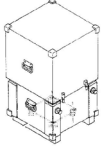
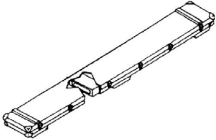
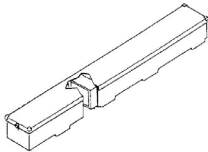
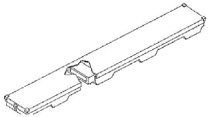
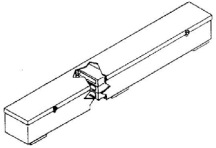

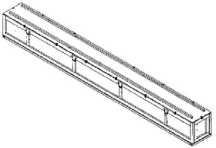




Wooden cases for blade <

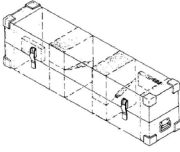
DESCRIPTION

Specific cases designed to transport blade safely.

REFERENCE		FEATURES	O / I LEVEL	ATA	LABEL	WEIGHT	SIZE	A/C TYPE APPLICABILITY
350A91120001 Tail Blades Aerotransport Case		Wooden case Including a cushion system Ethafom	I	64-10		31 (kg)	1,885 x 0,336 x 0,335 (m)	AS350, AS355, AS550, AS555
350A96371500 Mast Wooden Case		Device for transportation of mast by air, sea and road (Type b2r) 1 year storage maximum Including wetness indicator Hermetic	O/I	62-20		3 (kg)	1,35 x 0,79 x 0,79 (m)	AS350, AS355, AS550, AS555, H130
350A96112200 1 Blade Wooden Case		Device for short term transportation (Type b1) Polyurethane foam container including internal blocking Hermetic	I	62-10		80 (kg)	5,1 x 0,5 x 0,32 (m)	AS350
350A96112100 3 Blades Wooden Case		Device for short term transportation by sea, air or road (Type b2r) Hermetic Including enclosure and internal blocking	I	62-10		200 (kg)	5 x 0,6 x 0,55 (m)	AS350
350A96112000 1 Blade Wooden Case		Device for short term transportation by sea, air or road (Type b2r) Hermetic Including enclosure and internal blocking	I	62-10		81 (kg)	5 x 0,6 x 0,26 (m)	AS350
350A96112300 3 Main Baldes Wooden Case		Device for short term transportation by sea, air or road (Type b1) Hermetic Including enclosure and internal blocking and wetness indicator Gerbable	I	62-10		200 (kg)	5,17 x 0,606 x 0,55 (m)	AS350
355A91114001 3 Blades Wooden Case		Conceived for aerotransport Including cushion system	I	62-10		95 (kg)	4,87 x 0,512 x 0,383 (m)	AS350, AS355, AS550, AS555, H130
350A91110001 3 Blades Aerotransport Case		Device conceived for aerotransport of 3 main blades	I	62-10		90 (kg)	4,87 x 0,48 x 0,38 (m)	AS350



Wooden cases for blade <

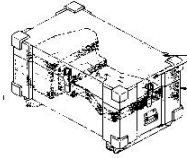
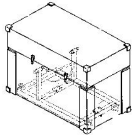
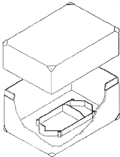

REFERENCE		FEATURES	O / I LEVEL	ATA	LABEL	WEIGHT	SIZE	TYPE APPLICABILITY
350A96120001 Tail Blades Wooden Case		Device for transportation by sea, air or road (Type b2r) 1 year storage maximum Including internal blocking and wetness indicator Hermetic	O/I	64-10		50 (kg)	2,07 x 0,48 x 0,41 (m)	AS350, AS355, AS550, AS555



Cases for Main/Tail Rotor Head/Main/Tail Gear Box <

DESCRIPTION

Specific cases designed to store or transport safely the Main Rotor Head, Tail Rotor Head, Main Gear Box, Tail Gear Box etc.

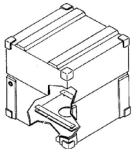
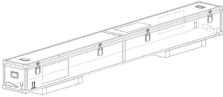

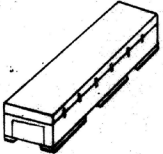
REFERENCE		FEATURES	O / I LEVEL	ATA	LABEL	WEIGHT	SIZE	A/C TYPE APPLICABILITY
350A96330000 Tail Gear Box/Tail Rotor Wooden Case		Device for transportation of Tail Gear Box and Tail Rotor by air, sea and road (Type b2r) Including cushion system and wetness indicator	O/I	65-20		30 (kg)	0,85 x 0,48 x 0,55 (m)	AS350, AS355, AS550, AS555
355a96544000 Allison c20e Turboshift Powerplant Wooden Case		Device for transportation of turboshaft powerplant equipped by air, sea and road (type B2R) 1 year of storage maximum Hermetic Including cushion system and wetness indicator	O/I	72-00		0,095 (kg)	1,36 x 1 x 0,86 (m)	AS355, AS555
8814401000 Arriel Case		Consists of wooden laminated case Including: 1 internal cushion and 1 support C3r1 type case	I	62-00		80 (kg)	3 x 1 x 1,2 (m)	AS350, AS365, AS565, H130, H155
350A96321500 Main Gear Box Wooden Case		Device for transportation of Main Gear Box and bevel gear by air, sea and road (Type b2r) 1 year storage maximum Including wetness indicator Hermetic	O/I	63-20		80 (kg)	0,7 x 0,65 x 0,93 (m)	AS350, AS550, H130



Containers for blade <

DESCRIPTION

Specific containers designed for long-term storage or to transport blade safely.

REFERENCE		FEATURES	O / I LEVEL	ATA	LABEL	WEIGHT	SIZE	A/C TYPE APPLICABILITY
350A96111300 1 Blade Metallic Container		Device for short term transportation by sea, air or road Hermetic container Including metal enclosure and foam cushion system	I	62-10		100 (kg)	5 x 0,57 x 0,325 (m)	AS350
703A96110000 3 Main Blades Container		Device to transport and store main blades Hermetic Reusable (50 transports) Maximum 1 year storage	I	62-00		55 (kg)	4,875 x 0,497 x 0,571 (m)	AS350, AS355, AS550, AS555, EC120, H130
355A96116000 1 Main Blade Wooden Container		Device for transportation by plane, sea or road (Type b2r) Short term storage Reusable Hermetic Including 1 cushion system	I	62-10		50 (kg)	5 x 0,6 x 0,26 (m)	AS350, AS355, AS550, AS555, H130
355A96116100 3 Main Blades Container		Device for transportation by air, sea and road Short-term storage Hermetic Including enclosure and internal blocking	I	62-10		120 (kg)	5 x 0,6 x 0,55 (m)	AS350, AS355, AS550, AS555, H130



Containers for Main/Tail Rotor Head/Main/Tail Gear Box <

DESCRIPTION

Specific containers designed for long-term storage or to transport in hermetic conditions Main Rotor Head, Tail Rotor Head, Main Gear Box or Tail Gear Box, etc.

REFERENCE		FEATURES	O / I LEVEL	ATA	LABEL	WEIGHT	SIZE	A/C TYPE APPLICABILITY
8814400000 Arriel Turboshaft Powerplant Metallic Container		Device for long time storage and transportation Pressurizable container including 1 enclosure and 1 support jig	I	72-00		240 (kg)	1,83 x 0,74 x 0,94 (m)	AS350, AS355, AS365, AS365, AS550, AS555, AS565, H130
350A96310000 Main Rotor Hub Wooden Case		Device for transportation by sea, air or road (Type b2r) 1 year storage maximum Including cushion system and wetness indicator Hermetic	O/I	62-20		200 (kg)	1,35 x 1,35 x 0,AS555 (m)	AS350, AS355, AS550, AS555, H130
X632P6102101 Planet gear x1 container		Device is used for planet gear x1 safety storage and transportation.	D	63-20		5 (kg)	0,47 x 0,35 x 0,17 (m)	AS332MK1, AS332MK2, AS332MK2+, AS350, AS355, AS365, AS532MK1, AS532MK2, AS532MK2+, AS550, AS555, AS565, H120, H130, H155, H175
X632P6102111 Planet gears x10 container		Device is used for planet gears x10 safety storage and transportation.	D	63-20		41 (kg)	0,79 x 0,61 x 0,6 (m)	AS332MK1, AS332MK2, AS332MK2+, AS350, AS355, AS365, AS532MK1, AS532MK2, AS532MK2+, AS550, AS555, AS565, H120, H130, H155, H175
X632P6021101 MGB/MM Ecureuil container		This GSE is used to allow the support and the protection of the MGB in order to avoid damage during transportation.	I/D	63-20		400 (kg)	1,6 x 1,4 x 1,2 (m)	AS350, AS355, AS550, AS555, H125, H130
X652P6206101 TGB H130 CONTAINER		This GSE is used for the protection of the TGB in order to avoid damage during transportation.	I/D	65-20		66 (kg)	0,8 x 0,8 x 0,9 (m)	H130
X652P6205101 CONTAINER TGB H125/355		This GSE is used for the protection of the TGB in order to avoid damage during transportation.	I/D	65-20		69 (kg)	1 x 0,8 x 0,9 (m)	AS350, AS355, AS550, AS555, H125, H125M

Extractors, guides and
calibrated wrenches


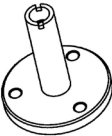

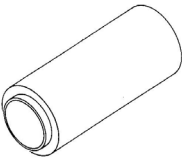
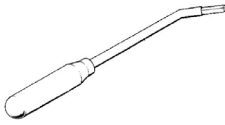






Simple extracting or installing tools <

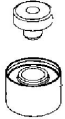

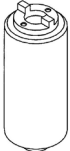






DESCRIPTION

Simple tools designed to facilitate extraction or installation of various parts of the helicopter.

REFERENCE	FEATURES	O / I LEVEL	ATA	LABEL	WEIGHT	SIZE	A/C TYPE APPLICABILITY
355A93314000 Hub Ball joint Extractor	 Extractor with sleeve and push-axis	I	62-20		0,35 (kg)	0,15 x 0,075 x 0,03 (m)	AS350, AS355, AS365, AS366, AS550, AS555, AS565
350A93338400 Control Rod Support	 Device to remove or install bearings of control rod Consists of metallic support	I	65-20		1,75 (kg)	0,115 x 0 x 0,13 (m)	H130
350A93338500 Control Rod/Bearing Extractor	 Consists of extraction shell	I	65-20		1,2 (kg)	0,045 x 0,11 (m)	H130
350A93350500 Gimbal Axis Extractor	 Device to extract gimbal axis of Main Gear Box/Turboshaft Powerplant connection	I	63-20		0,07 (kg)	0,079 x 0,028 x 0,028 (m)	AS350, AS550, H130
350A93350120 Hydraulic Pump Pulley Extractor	 Consists of light alloy tube	I	29-00		0,006 (kg)		AS350, AS550
355A93044000 Operculum Exchange	 Device to remove operculum of dashboard	I	25-00		0,2 (kg)	0,16 x 0,03 x 0,03 (m)	AS350, AS355, AS550, AS555
350A93341000 Transmission Shaft Bearing Hafting Shell	 Consists of protective shell	I	65-10		0,2 (kg)	0,085 x 0,033 x 0,033 (m)	AS350, AS355, AS550, AS555, H130
365A93311101 Spin Table Bearings Extractor	 Including: stand and metallic dolly	I	62-30		3,8 (kg)	0,279 x 0,279 x 0,06 (m)	AS350, AS355, AS365, AS365, AS366, AS550, AS555, AS565, H130, H155, SA360



Simple extracting or installing tools <

REFERENCE		FEATURES	O / I LEVEL	ATA	LABEL	WEIGHT	SIZE	TYPE APPLICABILITY
355A93344600 Fan Shaft Installation		Device to haft fan shaft in thrust bearings Including: 1 locating pin and 1 dolly	I	63-20		1,2 (kg)		AS355, AS555
355A93344520 Fan Bearing Hafting		Consists of locating pin	I	63-20		0,2 (kg)		AS355, AS555
350A93338600 Control Rod/Bearing Hafting Tool		Consists of hafting shell and washer support	I	65-20		1,3 (kg)	0,045 x 0,11 (m)	H130
350A93350000 Hydraulic Pump Pulley Bearing Exchange		Device to haft and extract bearing hydraulic pump	I	29-00		0,16 (kg)	0,056 x 0,056 x 0,049 (m)	AS350, AS550
350A93720002 Compressor Belt Exchange		Device to install and remove the belt on the pulley Including: 1 aluminum bell to fit the compressor belt onto its pulleys and 2 flanges	O/I	21-00		1,71 (kg)	0,27 x 0,246 x 0,124 (m)	H130
350A93371300 Stationary Star/Spin Table Dolly		Device to assemble spin table equipped with bearing on stationary star Consists of dolly with locating pin	I	62-30		4 (kg)	0,295 x 0,295 x 0,022 (m)	AS350, AS355, AS550, AS555, H130
350A93128000 Tail Blades Ring Exchange		Device to haft or extract laminated rings on tail mechanic hub Consists of percussion tooling	I	64-10		0,13 (kg)	0,08 x 0,03 x 0,06 (m)	EC120, H130
350A93372201 Upper Bearing Exchange		Device to haft and extract exterior ring of mast upper bearings Locating pin in dural	I	62-30		2 (kg)	0,215 x 0,218 x 0,1 (m)	AS350, AS355, AS550, AS555, H130
350A93372320 Casing Seal Hafting		Device to haft seal on upper casing Consists of tappet	I	63-20		4,22 (kg)	0,15 x 0,15 x 0,056 (m)	AS350, AS355, AS550, AS555, H130



Simple extracting or installing tools <

REFERENCE		FEATURES	O / I LEVEL	ATA	LABEL	WEIGHT	SIZE	TYPE APPLICABILITY
703A93021620 Short Centering Shell		Device to haft fixation screw of tail servo-control Shell type: m6x1	I	53-50		0,1 (kg)	0,02 x 0,008 x 0,008 (m)	AS355, AS555
350A93530000 Fan Extractor		Consists of jaw puller	I	63-20		0,1 (kg)	0,03 x 0,03 x 0,02 (m)	AS350, AS355, AS550, AS555, H130
350A94325000 Pulleys Centre Distance Check		Device to adjust centre distance between compressor and Main Gear Box pulley	I	21-10		1 (kg)	0,326 x 0,3 x 0,105 (m)	H130
355A93344400 Bearings Fan Extractor		Including: 1 dolly, 2 claws and 1 locating pin	I	63-20		1,1 (kg)	0,129 x 0,031 x 0,029 (m)	AS355, AS555
350A93338200 Tail Gear Box Outlet Seal Exchange		Device to install and remove Tail Gear Box outlet threaded seal Consists of mechanical components set	I	65-30		2 (kg)	0,195 x 0,1 x 0,07 (m)	H130
350A93332200 Double Seal/Cap Hafting		Device to haft the double-lip seal and ring in Tail Rotor cap Including cup, stand and pressure screw	I	64-20		0,41 (kg)	0,09 x 0,08 x 0,05 (m)	AS350, AS355, AS550, AS555
350A93338100 Inlet Flange Cap Hafting Tool		Device to haft elastomer cap in inlet flange Consists of hafting shell and centring device with recovery on inlet flange	I	65-20		0,4 (kg)	0,13 x 0,05 x 0,05 (m)	H130
350A93338001 Tail Gear Box Seal Inlet Exchange		Device to install and remove threaded seal inlet of Tail Gear Box Consists of mechanical components set interfacing with Tail Gear Box	I	65-20		1 (kg)	0,111 x 0,1 x 0,098 (m)	H130
350A93371200 Spin Table Bearings Dolly		Device to assemble bearing on spin table Consists of hafting dolly and support	I	62-30		8,1 (kg)	0,342 x 0,34 x 0,066 (m)	AS350, AS355, AS550, AS555, H130



Simple extracting or installing tools <

REFERENCE		FEATURES	O / I LEVEL	ATA	LABEL	WEIGHT	SIZE	TYPE APPLICABILITY
350A93340300 Intermediate Gearbox Seal Exchange		Support cup and metallic thruster	I	65-30		2 (kg)	Diameter 0,05 x 0,1 (m)	AS332, AS350, AS355, AS365, AS532, AS550, AS555, AS565, H130, H155, H225, H225M, SA330
350A9332300 Stationary Star/Spin Table Hafting		Device to assemble/torque parts of stationary star and haft stationary star on spin table of Tail Rotor Consists of support plate with axle and sliding jaws	I	64-20		1,92 (kg)	0,15 x 0,12 x 0,41 (m)	AS350, AS355, AS550, AS555
350A93322400 Bearing/Box Hafting Tool		Device to haft box equipped with bearing on planetary gear	I	63-20		6,9 (kg)	0,165 x 0,16 x 0,118 (m)	AS350, AS355, AS550, AS555, H130
350A93322300 Bearing/Box Extractor		Device to extract box equipped with bearing of planetary gear Support with pressure screw and extraction washer	I	63-20		8,4 (kg)	0,216 x 0,216 x 0,102 (m)	AS350, AS355, AS550, AS555, H130
350A93322100 Bearing/Box Exchange		Device for exchange and haft bearing Locating pin and support	I	62-30		11 (kg)	0,23 x 0,23 x 0,08 (m)	AS350, AS355, AS550, AS555, H130
350A93320400 Flange Extractor		Device to extract flange	I	63-50		0,62 (kg)	0,109 x 0,109 x 0,063 (m)	AS350, AS550, H130
350A93320320 Seal Assembly Tool		Device to haft seal and ring of power take-off pad of Main/Tail Gear Box	I	63-20		1,25 (kg)	0,075 x 0,074 x 0,074 (m)	AS350, AS550, H130
350A93320200 Power Take-off Seal Exchange		Device to exchange seal of Main Gear Box power take-off pad	I	63-20		0,44 (kg)	0,116 x 0,065 x 0,058 (m)	AS350, AS550, H130
350A93320100 Power Take-off Ring Extractor		Device to exchange seal ring holder on Main Gear Box power take-off shaft pad	I	63-20		0,5 (kg)	0,085 x 0,068 x 0,068 (m)	AS350, AS550, H130



Simple extracting or installing tools <

REFERENCE		FEATURES	O / I LEVEL	ATA	LABEL	WEIGHT	SIZE	TYPE APPLICABILITY
350A93323000 Brace Extractor		Device to extract power take-off pad brace of accessories box Equipped with claws	I	63-20		0,3 (kg)	0,052 x 0,0402 x 0,0402 (m)	AS350, AS550
355A93325620 Free Wheel Shaft Dolly		Device to extract the free wheel shaft and haft bearings on free wheel in accessory module pinion	I	63-20		0,12 (kg)		AS355, AS555
350A93323100 Seal Holder Extractor		Device to extract seal holder and seal ring of accessories box Claws support and traction bolt	I	63-20		1,1 (kg)	0,113 x 0,07 x 0,055 (m)	AS350, AS550, H130
350A93320600 Mounting seal and ring MGB		This GSE contains 3 parts: - 1 Tool seal and ring MGB - 1 Arm protection - 1 Tapered plu	I	63-20		1,62 (kg)	85 x 75 x 85 (mm)	AS350, AS355, AS550, H130
355A93325400 Seal Extractor		Device to haft and extract inlet seals of accessory module Including locating pin and dolly	I	63-20		0,6 (kg)	0,055 x 0,088 x 0,088 (m)	AS355, AS555
355A93325300 Seal Holder Extractor		Device to extract the seal holder of accessory module Extractor with removable claws and support	I	63-20		1,1 (kg)	0,098 x 0,098 x 0,085 (m)	AS355, AS555
703A93020620 Centering Thimble		Device used as a guide	I	67-00		0,2 (kg)	0,02 x 0,02 x 0,05 (m)	AS332, AS350, AS355, AS532, AS550, AS555, EC120, GAZELLE, H130, H155, H225, H225M, SA330
355A93325100 Inlet Flange Extractor		Device to extract inlet flanges on accessory module	I	63-20		0,5 (kg)	0,089 x 0,078 x 0,061 (m)	AS355, AS555
355A93324200 Flange Rotor Brake Extractor		Including: specific screw and washer support	I	62-20		0,7 (kg)	0,124 x 0,115 x 0,101 (m)	AS355, AS555



Simple extracting or installing tools <

REFERENCE		FEATURES	O / I LEVEL	ATA	LABEL	WEIGHT	SIZE	TYPE APPLICABILITY
C632G3018101 Conical housing mast bearing tool		Device is used to extract H120 conical housing mast bearing	W/D	63-20		0,5 (kg)	0,3 x 0,249 x 0,199 (m)	H120
355A93324000 Nut Retainer Stalock m50 Extractor		Screw-type puller and flyweights	I	05-00		1 (kg)	0,137 x 0,064 x 0,064 (m)	AS355, AS555
C652G3104201 Tail Gear Box Extraction Screw		Consists of screw with hexagonal head	I	65-20			0,065 x 0,009 (m)	EC120, H130
350A93331300 Ball joint Exchange		Consists of push button with reversible sockets	I	64-20		0,75 (kg)	0,04 x 0,05 x 0,05 (m)	AS350, AS355, AS550, AS555
350A93332600 Double Seal/Cap Extractor		Device to extract the double-lip seal of Tail Rotor stationary star cap Screw-type puller with 2 cups	I	64-20		0,85 (kg)	0,126 x 0,114 x 0,062 (m)	AS350, AS355, AS550, AS555
350A93332500 Bearings Seal/ Stationary Star Extractor		Device to extract bearings and simple-lip seal of Tail Rotor stationary star Screw-type puller with 2 cups	I	64-20		0,61 (kg)	0,1 x 0,094 x 0,058 (m)	AS350, AS355, AS550, AS555
703A93002100 Nut Retainer Exchange		Device to extract and install nut retainer SHUR-LOCK M16 on output shaft of main gearbox casing Consists of screw-type puller with support washer	I	65-20		0,1 (kg)	0,046 x 0,026 x 0,023 (m)	AS350, AS365, AS366, AS550, AS565, H130, H155
350A93371000 Spin Table Extractor		Device to extract spin table from stationary star Consists of dolly and support	I	62-30		7,4 (kg)	0,3 x 0,278 x 0,12 (m)	AS350, AS355, AS550, AS555, H130
350A93332100 Double Seal/Ring Hafting Device		Device to haft the double-lip seal on Tail Rotor ring Including 2 fool proof washers and hafting guide	I	64-20		1,47 (kg)	0,2 x 0,2 x 0,008 (m)	AS350, AS355, AS550, AS555





Simple extracting or installing tools <

REFERENCE		FEATURES	O / I LEVEL	ATA	LABEL	WEIGHT	SIZE	TYPE APPLICABILITY
350A93332000 Bearings Seal/ Stationary Star Hafting		Device to haft seal and bearings in stationary star of Tail Rotor Including cup, stand and pressure screw	I	64-20		1,1 (kg)	0,121 x 0,112 x 0,087 (m)	AS350, AS355, AS550, AS555
350A93331720 Locating Pin		Device to haft seals of Tail Rotor Control Plate	I	65-30		0,25264 (kg)	0,095 x 0,065 x 0,065 (m)	AS350, AS355, AS550, AS555
350A93340500 Transmission Shaft Bearing Exchange		Consists of threaded half-buckets	I	65-10		1,65 (kg)	0,1199 x 0,09 x 0,09 (m)	AS350, AS355, AS550, AS555
350A93331203 Ring Exchange		Device to haft or extract laminated ring on hub body Consists of extraction ring with positioning sheet metal	I	65-20		0,85 (kg)	0,13 x 0,06 x 0,06 (m)	AS350, AS355, AS550, AS555
350A93330900 Flange Extractor		Device to extract Tail Gear Box/ transmission flange	I	64-20		0,7 (kg)	0,124 x 0,124 x 0,112 (m)	AS350, AS355, AS550, AS555
350A93330800 Seal/Seal Holder Exchange		Device to extract or assemble magnetised ring on seal holder Steel body	I	65-20		0,39853 (kg)	0,08 x 0,074 x 0,061 (m)	AS350, AS355, AS550, AS555
350A93330700 Tail Gear Box Seal Holder Extractor		Device to extract the magnetic seal holder on Tail Gear Box input Screw-type puller	I	65-20		0,33 (kg)	0,067 x 0,054 x 0,054 (m)	AS350, AS355, AS550, AS555
350A93330600 Tail Gear Box Extractor		Device to extract seal on Tail Gear Box input	I	65-20		0,27 (kg)		AS350, AS550
350A93323320 Seal Holder Hafting Tool		Device to haft seal holder of take-off pad of accessories box Locating pin and support	I	65-30		0,5 (kg)	0,04 x 0,04 x 0,05 (m)	AS350, AS550, H130



Simple extracting or installing tools <






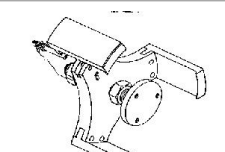

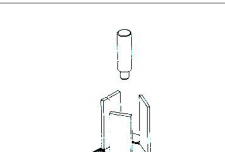
REFERENCE		FEATURES	O / I LEVEL	ATA	LABEL	WEIGHT	SIZE	TYPE APPLICABILITY
350A93323200 Seal Holder/Seal Extractor		Device to haft and extract seal and seal holder of accessories box Pusher and support	I	63-20		0,5 (kg)	0,047 x 0,044 x 0,044 (m)	AS350, AS550, H130
350A93331803 Spin Table/Stationary Star Extractor		Conceived for short or long shaft Locating pin and support	I	64-20		6 (kg)	0,103 x 0,07 x 0,252 (m)	AS350, AS355, AS550, AS555



Complex/Calibrated extracting or installing tools <


DESCRIPTION

Elaborated tools designed to facilitate extraction or installation of parts of the helicopter with defined measurement or calibration value.

REFERENCE	FEATURES	O / I LEVEL	ATA	LABEL	WEIGHT	SIZE	A/C TYPE APPLICABILITY
350A93370001 Mast/Casing Extractor 	Device to extract mast/casing	I	62-20		2,8 (kg)	0,39 x 0,17 x 0,094 (m)	AS350, AS355, AS550, AS555, H130
350A93372500 Mast Flange Exchange 	Device to haft or extract flange equipped on Main Rotor Mast Including: 1 tube, 2 guides, 1 bell and 1 tappet	I	62-20		2,335 (kg)	1,271 x 0,09 x 0,09 (m)	AS350, AS355, AS550, AS555, H130
350A93350200 TDL bearing press 	GSE is used for mounting of the bearings along the H/C Transmission shaft	I	65-10	CE	3,7 (kg)	0,3 x 0,26 x 0,14 (m)	H125, H125M
350A93330302 Hub Body Extractor 	Device to remove Tail Rotor and transmission shaft Hub Body Including base, flange with support and 2 screws	I	64-00		1,1 (kg)	0,034 x 0,034 x 0,03 (m)	AS350, AS355, AS550, AS555
350A93332400 Stationary Star/ Spin Table Extractor 	Device to extract the stationary star from spin table of Tail Rotor Stand equipped with 3 swivelling claws and pressure screw	I	64-20		6,75 (kg)	0,407 x 0,146 x 0,136 (m)	AS350, AS355, AS550, AS555
355A93325800 Air Conditioning Seal Holder Exchange 	Including 3 claws whose 1 removable and 1 central screw	I	21-00		1,4 (kg)		AS355, AS555
350A93348000 Shaft Transmission Bearing Exchange 	Including: 1 extraction plate, 1 anchor plate, 2 guiding rods, 1 distributing plate and 2 half shells	I	65-10		4 (kg)	0,16 x 0,16 x 0,19 (m)	H130
355A93344300 Fan Axle Extractor 	Consists of support and drift	I	63-20		3,4 (kg)		AS355, AS555



Complex/Calibrated extracting or installing tools <

REFERENCE		FEATURES	O / I LEVEL	ATA	LABEL	WEIGHT	SIZE	TYPE APPLICABILITY
355A93354501 Connecting Shaft Extractor		Device to extract stud stop and connecting shaft Main Gear Box/ Turboshift Powerplant Consists of screw-type puller	I	63-20		1,7 (kg)		AS355, AS555



Testing, measurement and
maintenance tools, benches



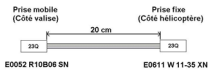




Connectors, cables, electrical and IT adaptors <

DESCRIPTION

Electrical cables and associated interfaces enabling to conduct several kind of tests with flexibility.


REFERENCE	FEATURES	O / I LEVEL	ATA	LABEL	WEIGHT	SIZE	A/C TYPE APPLICABILITY
703A97670600 Hoist Squib Cable Test	 <p>Device to measure squib resistance Consists of electrical cabling enabling connection of miliohmmeeter to hoist squib</p>	I	25-60	CE	0,08312 (kg)	0,73 x 0,006 x 0,006 (m)	AS332, AS350, AS355, AS365, AS365, AS366, AS532, AS550, AS555, AS565, H130, H155
C2205KG7A5 Electrical Converter 110/220V	 <p>Device to transform 110V to 220V and 220v to 110V Including: 1 box with electrical connection cord 500W</p>	O	24-40	CE	19 (kg)	0,31 x 0,21 x 0,25 (m)	AS332, AS350, AS355, AS365, AS532, AS550, AS555, AS565, EC120, EC635, H130, H135, H155, H225, H225M, SA330
350A97000500 Harness Adaptor	 <p>Device is used to perform several tests on: fuel flow, NG/NR, NTL, T4, couplemeter, tension, frequency, filings detection, alarm etc Adaptor (20 cm) to connect to B3/ B4 harness</p>	I	24-30		0,05 (kg)	0,28 x 0,035 (m)	H130



Cutoff boxes <

DESCRIPTION

Electrical test equipment enabling to support integration testing, expedite maintenance and to streamline the troubleshooting process on the system and subsystem by simplifying the access to test signals.

REFERENCE	FEATURES	O / I LEVEL	ATA	LABEL	WEIGHT	SIZE	A/C TYPE APPLICABILITY
On Request Cutoff Box 	Cutoff box is used to split an electric multicable line into several compound connectors. It is designed to streamline the wiring system of electronic devices and to simplify troubleshooting problems. It is customized according to Helicopter configuratio	O/I	XX-XX				AS332, AS350, AS355, AS365, AS366, AS532, AS550, AS555, AS565, EC120, EC130, EC135, EC145, EC155, EC225, EC635, EC725, GAZELLE, H135, H145, H145M, H160, H175, SA330, SA360, SUPER- FRELON
X313P7001101 Kit CVFDR L3COM LDR	CVFDR check and downloading for LDR	O/I	31-30				H130



Electrical test cases <


DESCRIPTION

Devices designed for monitoring or generating command and signal.

REFERENCE		FEATURES	O / I LEVEL	ATA	LABEL	WEIGHT	SIZE	A/C TYPE APPLICABILITY
703A97670905 Cartridge Floatation Gear Switch		Including: electrical cable, switch and specific connectors	I	95-60	CE	0,15 (kg)	0,098 x 0,076 x 0,059 (m)	AS332, AS350, AS355, AS365, AS366, AS532, AS550, AS555, AS565, EC120, EC130, EC155, EC225, EC725
703A97000105 Ground Test Suitcase		Device to perform several tests such as fuel flow, NG/NR, T4, torquemeter, voltage, frequency, alarm test, filings detection...		24-30	CE	13 (kg)	0,48 x 0,24 x 0,34 (m)	AS350, EC120, EC130
DPI610-2361 Portable Aircraft Leak Tester for pitot probe		Device used to test air and Glycol pressure switch of emergency spraying system	O/I	34-11		3 (kg)	0,3 x 0,17 x 0,14 (m)	AS332, AS350, AS355, AS365, AS366, AS532, AS550, AS555, AS565, EC120, EC130, EC155, EC225, EC725, GAZELLE, SA330, SA360
FM84-67-10-00 Trim Actuator Test Suitcase		Device to check and adjust trim actuator Including switch, light and 2 harnesses	I	34-20	CE	1,7 (kg)	0,3 x 0,08 x 0,38 (m)	AS350, AS355, AS550, AS555
CEL99-22-10-00 Radio-Altimeter Simulator Test Case		Device to simulate data delivered by radioaltimeter AHV16 Including: electronic box and extension	O/I	22-10				AS332, AS350, AS355, AS365, AS532, AS550, AS555, AS565, EC120, EC130, EC155, EC225, EC725, SA330
2998970 Digital Manometer		Including: pressure sensor, electrical cord and digital reader		95-60	CE			AS332, AS350, AS355, AS365, AS366, AS532, AS550, AS555, AS565, EC120, EC130, EC155, EC225, EC725
703A97670500 Cartridge Test Case		Device to measure and control squib (5mA maximum) Including: 1 milli-ohmmeter M210 used to measure the impedance of all cartridges and test leads Current measurement: 5 mA Including: 5 standard cells (1,5 Volts. R6), 1 technical document and 1 bag	O/I	67-70	CE	2 (kg)	0,2 x 0,05 x 0,2 (m)	AS332, AS350, AS355, AS365, AS366, AS532, AS550, AS555, AS565, EC120, EC130, EC155, EC225, EC725, H175, SA330



Electrical test cases <


REFERENCE		FEATURES	O / I LEVEL	ATA	LABEL	WEIGHT	SIZE	TYPE APPLICABILITY
703A97670801 Fire Cartridge Squib Adaptor		Device used to measure the impedance of the cartridge Including: electrical cable, switch and specific connectors	0	26-00	CE	0,24 (kg)	0,098 x 0,075 x 0,06 (m)	AS332, AS350, AS355, AS532, AS550, AS555, AS565, EC130, EC225, EC725, H175



Control and Measuring tools <

DESCRIPTION

Equipment designed for various applications from non-contact to contact voltage and continuity detection, open jaw current etc.

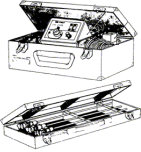
REFERENCE		FEATURES	O / I LEVEL	ATA	LABEL	WEIGHT	SIZE	A/C TYPE APPLICABILITY
703A94000300 Electronic Inclinometer		Angle measurement between +45	O/I	00-40		0,38 (kg)	0,1 x 0,075 x 0,03 (m)	AS332, AS350, AS355, AS365, AS366, AS532, AS550, AS555, AS565, EC120, GAZELLE, H130, H155, H225, H225M, SA330, SA360



Endoscopes <

DESCRIPTION

Equipment designed to inspect pipes in the helicopter systems to prevent or identify obstruction or damages.

REFERENCE		FEATURES	O / I LEVEL	ATA	LABEL	WEIGHT	SIZE	A/C TYPE APPLICABILITY
FORTAR4420 Endoscope Kit		Device to check Main Gear Box, Tail Gear Box and Arriel Turboshaft Powerplant Including: 1 component with voltage 150W - 24 to 28V and 3 rods	O/I	63-20	CE	1 (kg)	0,277 x 0,367 (m)	AS350, AS365, AS366, AS550, AS565, H130, H155



Vibrations adjustment tools <


DESCRIPTION

Equipment designed to lead vibrational balancing for rotor and cabin.

REFERENCE	FEATURES	O / I LEVEL	ATA	LABEL	WEIGHT	SIZE	A/C TYPE APPLICABILITY
703a94320001 Steady Control 	Device to perform dynamic balancing of rotating main/tail rotors Including: 2 suitcases		18-00	CE	5,8 (kg)	0,258 x 0,113 x 0,086 (m)	AS332, AS350, AS355, AS365, AS366, AS532, AS550, AS555, AS565, EC120, EC130, EC155, EC225, EC725, GAZELLE, H175, SA330
S00-624 Accelerotester and Calibration Kit 	Device to check sensors of the steady control	O/I	18-00				AS332, AS350, AS355, AS365, AS532, AS550, AS555, AS565, EC120, EC130, EC155, EC225, EC725, GAZELLE, H175, SA330
703A97720900 AVCS Troubleshooting Tool 	Device to load and analyze the AVCS Suitcase including: 1 RJ45 cord, 1 CD including LORD software		xx-xx	CE	0,12056 (kg)	3,03 x 0,006 x 0,006 (m)	EC130
ATV-2000 Cabin Anti-vibrator Device 	Device to pre-adjust and adjust cabin vibrations on ground without requiring a flight Including 1 control unit, 1 vibrating electromagnetic pot, magnetic supports and accelerometer with associated cables	I	18-00	CE			AS350, AS355, AS550, AS555
703a94320011 Steady Control 1/2 	This device is used for anti-vibrator adjustment to complete Steady Control Absorber function.	O/I	18-00	CE	2,715 (kg)	0,262 x 0,132 x 0,086 (m)	AS350, AS355, AS550, AS555, EC120, EC130
CEL2151900 Vibrex Filtering Box 	Device to filter NR signal and reduce disruption Completes Vibrex box	O/I	18-10				AS350, AS355, AS550, AS555, EC130
S00-604 Accelerotester Kit 	Including: 1 accelerotester box, 1 software, 1 supply device Stored into a suitcase	O/I	12-00		3,2 (kg)	0,195 x 0,102 x 0,14 (m)	AS332, AS350, AS355, AS365, AS532, AS550, AS555, AS565, EC120, EC130, EC155, EC225, EC725, GAZELLE, SA330



Vibrations adjustment tools <



REFERENCE		FEATURES	O / I LEVEL	ATA	LABEL	WEIGHT	SIZE	TYPE APPLICABILITY
350A94328001 Steady Control Kit		Device to complete Steady Control suitcase to perform dynamic balancing of main/tail rotating rotors and transmission bearings Including PcMcIA cartdrige and supports		18-10				EC130



Accessories for vibrations adjustment tools <

DESCRIPTION

Accessories complementing vibrations adjustment devices for rotor and cabin.


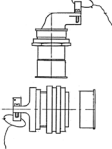

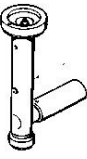

REFERENCE		FEATURES	O / I LEVEL	ATA	LABEL	WEIGHT	SIZE	A/C TYPE APPLICABILITY
355A94320100 Steady Control Kit		Device to complete Steady Control suitcase to perform dynamic balancing of main/tail rotating rotors Including: supports and 1 PcMcIA cartridge with requiring data to use steady control suitcase	O/I	18-00		0,5 (kg)	0,32 x 0,27 x 0,08 (m)	AS355, AS555
350a94210101 Absorber Steady Control Kit		Device to check and adjust cabin anti-vibrator device Including: 1 PCMCIA card, 1 bracket, 1 top rotor magnetic, cable and 7 accelerometers 10mv/g	O/I	18-00		1,345 (kg)	0,27 x 0,195 x 0,032 (m)	AS350, AS355, AS550, AS555, EC130



Harmonization tools <

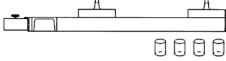
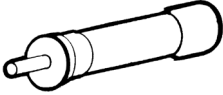

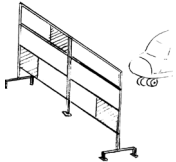
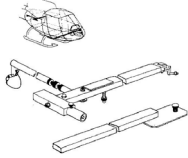
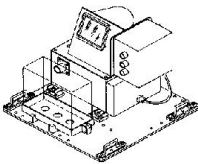
DESCRIPTION

Equipment designed to conduct boresighting between sub-systems and helicopter.

REFERENCE		FEATURES	O / I LEVEL	ATA	LABEL	WEIGHT	SIZE	A/C TYPE APPLICABILITY
350A94811101 Cabin Floor Harmonization		Including: 1 crosspiece, 1 sight articulated support, 1 adjustable pad	I	94-30		10 (kg)	1,6 x 0,4 x 0,2 (m)	AS355, AS550, AS555
350A94810100 Weaponry Harmonization Plug		Including: 2 plugs with electrical shunt enabling to simulate weaponry installation		XX-XX				AS355, AS550, AS555
703A94810200 Mirror Support		Device used to support mirror in order to perform harmonization Inserted in calibrated rods Component of Basic Harmonization Kit	I	94-00		0,5 (kg)	0,1 x 0,035 x 0,1 (m)	AS332, AS355, AS365, AS550, AS555, AS565, GAZELLE, H225M
350A94811000 Vertical Central Harmonization		Device fixed on recovery flange on the right side, under the cabin Set including stand and sight support	I	94-00		1 (kg)	0,225 x 0,137 x 0,066 (m)	AS355, AS550, AS555
350A94810001 Harmonization Target		Device to perform harmonization for cannon, rocket... Consists of view lens	I	94-00		0,2 (kg)	3,48 x 2,24 (m)	AS355, AS550, AS555
350A94811102 Cabin Floor Harmonization		Including: 1 crosspiece, 1 sight articulated support, 1 adjustable pad	I	94-30		10 (kg)	1,6 x 0,4 x 0,2 (m)	AS355, AS550, AS555
703A94810001 Crouzet Sight Harmonization Tool		Device to materialize shooting axes by being installed under sight support Mechanical interface equivalent to Crouzet sight	I	94-00		2 (kg)	0,2 x 0,2 x 0,2 (m)	AS332, AS355, AS365, AS550, AS555, AS565, GAZELLE
365A94815001 Multi-purpose arm harmonization		Set consisting of a U with 2 machined blocks, a telescope holder and a set of 4 shunt plugs (all contained in a box).	I	94-00		22 (kg)	635 x 200 x 400 (mm)	AS550



Harmonization tools <


REFERENCE		FEATURES	O / I LEVEL	ATA	LABEL	WEIGHT	SIZE	TYPE APPLICABILITY
365A94815000 Multi-purpose Arm Harmonization		Device to harmonize support arm without weaponry Including: a "U shape" piece with 2 machined parts, 1 telescope support and 4 shunt plug caps	I	94-00		22,8 (kg)		AS332, AS355, AS365, AS532, AS550, AS555, AS565, GAZELLE
703A94850020 Rocket Launcher Harmonization		Including: 1 sight support	I	94-00		1,9 (kg)		ALOUETTE 2, AS332, AS355, AS365, AS532, AS550, AS555, AS565, GAZELLE
703A97660000 Cannon Adjustment Tool		Suitcase including: stabilized source: 20 V, 1 electrical circuit and 3 connection cables		94-50	CE	3,5 (kg)	0,51 x 0,36 x 0,115 (m)	AS355, AS550, AS555
703A94002500 Harmonization Panel		Device to harmonize weaponry such as machine gun, rocket, viewfinder and radar	I	94-00		80 (kg)		AS332, AS350, AS355, AS365, AS532, AS550, AS555, AS565, H225M
350A94000000 Harmonization Sight Support		Including swivelling support for sight and clinometer and adjustable brace	I	94-00		10 (kg)	0,61 x 0,3 x 0,3 (m)	AS350, AS550
350A94680001 Compensator Rack 20		Device to situate the magnetic cap in order to balance navigational instruments Consists of 1 plate equipped with inertial navigation unit (Sagem) and visualisation and control unit (Sagem)	I	XX-XX	CE	57 (kg)	1,15 x 0,6 x 0,52 (m)	AS355, AS550, AS555



Accessories for harmonization tools <

DESCRIPTION

Interfaces or adaptors complementing harmonization tools.





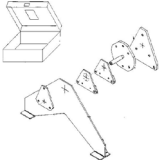
REFERENCE		FEATURES	O / I LEVEL	ATA	LABEL	WEIGHT	SIZE	A/C TYPE APPLICABILITY
703A94810000 Crouzet Sight Harmonization Tool		Device to materialize shooting axles by being installed under sight support Mechanical interface equivalent to Crouzet sight	I	94-00		2 (kg)	0,2 x 0,2 x 0,2 (m)	AS332, AS355, AS365, AS550, AS555, AS565, GAZELLE



Alignment and Levelling tools <

DESCRIPTION

Equipment designed to verify structure strain.



REFERENCE	FEATURES	O / I LEVEL	ATA	LABEL	WEIGHT	SIZE	A/C TYPE APPLICABILITY
350A94348000 Tail Rotor Drive Alignement	 <p>Device to check alignment between transmission bearings, turboshaft powerplant and Tail Gear Box Plastic box including sight, viewfinder and target supports</p>	I	65-10		7 (kg)	0,76 x 0,53 x 0,21 (m)	H130
703A94001504 Optical View Finder	 <p>Device to verify the alignment of Tail Driven Line Optics features: focalisation range = from 0,2 to 200 m / Field of view = > 170 mRad / useful diameter of the objective = > 14 mm Mechanics features: cylinder adapter of 12 mm (-0,006/-0,017) diameter and</p>	I	64-00		2 (kg)	0,3 x 0,3 x 0,09 (m)	AS332, AS350, AS355, AS365, AS366, AS532, AS550, AS555, AS565, H130, H155, H175, H225, H225M, SA330
350A94340004 Arriel Transmission Alignement	 <p>Conceived for Arriel engine Including: sight support, transmission shaft bearing and turboshaft powerplant targets</p>	I	65-10		3,6 (kg)	0,204 x 0,165 x 0,045 (m)	AS350, AS550
355A94344000 Turboshaft Powerplant Transmission Alignement	 <p>Device to align thrust bearings with Tail Gear Box, fan and turboshaft powerplant Including: 1 telescope support, sights and targets</p>	I	65-10		6,2 (kg)		AS355, AS555
350A94340002 LTS-D Transmission Alignement	 <p>Conceived for LTS-D engine Including: sight support, transmission shaft bearing and turboshaft powerplant targets</p>	I	65-10		3,6 (kg)	0,204 x 0,165 x 0,045 (m)	AS350



Software loading benches <

DESCRIPTION

Equipment designed to load specific helicopters systems software.

REFERENCE		FEATURES	O / I LEVEL	ATA	LABEL	WEIGHT	SIZE	A/C TYPE APPLICABILITY
703A97674101 Vision 1000 User Kit		Flight Data Monitoring used to view in real time, to load parameters on the SD card and download data Computer Minimum System Requirements: Video capabilities: DirectX 9,0 + w Central Processing Unit: Pentium 4 3,2 GHz Memory: 2 GB Available Disk Space:	0	25-00	CE	0,3 (kg)	0,1 x 0,05 x 0,05 (m)	AS350, EC130, H175
703A97672906 Vehicle and Engine Multi-function Display Unloading Tool		Including: 1 connection cable to link Vehicle and Engine Multi-function Display to PC and 2 CD with analyze and unloading softwares		45-00	CE	1,5 (kg)	0,215 x 0,235 x 0,7 (m)	AS350, AS355, AS555, EC120, EC130



Fluids test cases (hydraulic, cooling, fuel, etc) <

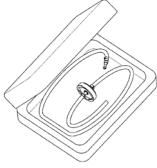
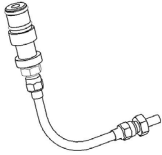
DESCRIPTION

Devices designed to fill, drain, clean and test any helicopter fluid system.

REFERENCE		FEATURES	O / I LEVEL	ATA	LABEL	WEIGHT	SIZE	A/C TYPE APPLICABILITY
355A95750000 Hydraulic Accessories Kit		Device to check and inflate hydraulic accumulators and LTS - ARRIEL torquemeter	I	29-00		12 (kg)	0,56 x 0,48 x 0,25 (m)	AS350, AS355, AS550, AS555, EC120, H130
350A93355100 Equipped Pulley Exchange Suitcase		Device to remove and install pulley equipped involving hydraulic pump working Suitcase including a lock wrench, socket and nozzle end	I	29-00		0,66 (kg)	0,272 x 0,23 x 0,05 (m)	AS350, AS550, H130
350A97720000 Air Conditioning Circuit Failures Research		Including: 1 cable, 1 CD with software and 1 adaptor RS422 USB.		21-40		0,5 (kg)	0,3 x 0,27 x 0,1 (m)	EC130
350A94541000 LTS Oil Circuit Test		Device to check oil transmitter compared to dashboard indicator Including connector equipped with manometer (0 to 10 bars)	I	72-00		0,4 (kg)	0,227 x 0,202 x 0,075 (m)	AS350
332A97520505 Fuel System Test Case		Device to check fuel circuit, adjust fuel flow and measure pressure Supply voltage: 28 V Flow: 500 l/h Maximum pressure: 5 bar	O/I	73-10	CE	48,6 (kg)	1,17 x 0,497 x 0,391 (m)	AS332, AS350, AS355, AS365, AS366, AS532, AS550, AS555, AS565, H225, H225M, SA330
32539001 Hydraulic Air Accessories Suitcase		NATO Standard Device	O/I	29-00		35 (kg)	0,5 x 0,3 x 0,8 (m)	AS332, AS350, AS355, AS365, AS366, AS532, AS550, AS555, AS565, EC120, GAZELLE, H130, H155, H225, H225M, SA330, SA360, SUPER-FRELON
332a97520600 Fuel Piping		Device to link fuel circuit test case to tanker truck Including 2 pipes, 1 filling valve, 1/2 symmetrical connection 40x45		XX-XX		3,95 (kg)	3,3 x 0,03 x 0,03 (m)	AS332, AS350, AS355, AS365, AS366, AS532, AS550, AS555, AS565, EC225, EC725, SA330



Fluids test cases (hydraulic, cooling, fuel, etc) <









REFERENCE		FEATURES	O / I LEVEL	ATA	LABEL	WEIGHT	SIZE	TYPE APPLICABILITY
C281G5001101 CO2 Neutralizing Cap		Device to neutralize tanks Consists of oil reservoir cap quipped with pipe	I	28-00		0,69 (kg)	2,115 x 0,015 x 0,015 (m)	EC120, H130
355A94751000 Pressure Pick-off Caps		Device to replace regulating valve of filter unit (hydraulic circuit) during removal test to make sure circuit is hermetic Consists of pipes with plug and connector	I	29-00				AS355, AS555



Fluids test accessories <

DESCRIPTION

Interface accessories complementing fluid test case to connect bench to the helicopter.

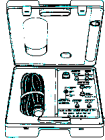
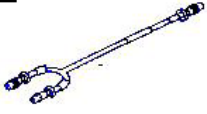
REFERENCE		FEATURES	O / I LEVEL	ATA	LABEL	WEIGHT	SIZE	A/C TYPE APPLICABILITY
350A94520120 Fuel Dummy Cartridge		Device to test fuel clogging indicator	O/I	28-20		0,15 (kg)	0,024 x 0,024 x 0,086 (m)	AS350, AS550
703A95550000 Fuel Tank Draining Pipe		Including: flexible pipe (1,2 m) equipped on one side of removable cap and on the other side drain cap + protection cap	O	05-00		1,2 (kg)	0,24 x 0,24 x 0,4 (m)	H130
350A95320000 Oil Sampling Tool		Device to sample oil on Main Gear Box or Tail Gear Box Consists of pipes	O/I	63-20		0,05 (kg)	0,32 x 0,013 x 0,013 (m)	AS350, AS355, AS550, AS555, H130
703A97721000 Anemobarometric Circuits Test Additional Tools		Including: 2 tips Badin, 2 static port recovery tips and 2 flexible tee pipes	O/I	34-11		3 (kg)	0,15 x 0,15 x 0,05 (m)	AS350, AS355, AS550, AS555, EC130
703A95050800 Main Gear Box Draining Pipe		Including draining cap with indicator light extended Consists of pipes with bayonet connectors	O/I	63-20		0,25 (kg)	0,2 x 0,2 x 0,045 (m)	AS350, AS355, AS550, AS555, H130
703A95050500 Main/Tail Gear Box Draining Pipe		Consists of pipes with bayonet connectors	I	63-20		0,11 (kg)	1,22 x 0,012 x 0,012 (m)	AS350, AS355, AS550, AS555, EC120, H130
350A95540501 Arriel Rinsing Device		Device to rinse turboshaft powerplant after a flight with saline atmosphere Consists of pipes enabling flow of product	O/I	72-00		3,5 (kg)	1,71 x 0,0719 x 0,0719 (m)	AS350, AS550, H130
703A95052001 Draining Pipe		Device to drain Main Gear Box and Tail Gear Box Including draining connector (Type: TEDECO VDB 3315) and pipe (1,2 m)	I	29-00		0,35 (kg)	1,295 x 0,018 x 0,016 (m)	AS332, AS350, AS355, AS365, AS366, AS532, AS550, AS555, AS565, EC120, H130, H155, SA330



Flight Control adjustment <

DESCRIPTION

Equipment designed to set flight control kinematics.

REFERENCE		FEATURES	O / I LEVEL	ATA	LABEL	WEIGHT	SIZE	A/C TYPE APPLICABILITY
CEL84-22-40-00 Rudder Trim Control Actuator Test Suitcase		Consists of suitcase with switch and light indicator Manual functioning Including 2 harness		XX-XX	CE	1,96 (kg)		AS355, AS555
355A97004101 NR Cabling		Device to connect NR sensor to measure engine and rotor rotation speed in flight Consists of harness with plug for TM319	I	63-23				AS355, AS555
350A94270007 Flight Controls Adjustment Kit		Including pin set, PC blocking device, pedal blocking device, dummy rod for automatic pilot and template	I	67-10		11 (kg)	0,6 x 0,5 x 0,2 (m)	AS350, AS355, AS550
350A94278502 Flight Control Adjustement Kit		Including: pins for pilot's command, rolling, servo etc; potentiometer; cyclic swashplate and pedals blocking devices; angle template 7° and deflection measure device	I	67-10		11 (kg)	0,6 x 0,5 x 0,2 (m)	H130



Miscellaneous complex/calibrated mechanical tools <


DESCRIPTION

Mechanical tools enabling to conduct verification and adjustment with defined measurement and calibration value.

REFERENCE		FEATURES	O / I LEVEL	ATA	LABEL	WEIGHT	SIZE	A/C TYPE APPLICABILITY
350A94338000 Tail Gear Box High Pitch Adjustment		Device to adjust high pitch stop screw Sleeve with threaded ring equipped with storage screw Specific for some versions	I	27-20				H130
703A94300000 Bearing Clearance Measuring Tool		Device to measure clearance of bearing on Tail Rotor Head	I	64-20		1,9 (kg)	0,32 x 0,295 x 0,11 (m)	AS332, AS350, AS355, AS532, AS550, AS555, H130, H225, H225M
350A97270000 Flight Idle Adjustable Stop		Device to block rate control to have predefined power during flight idle Consists of stop with adjustable upper plate	I	62-20		0,01 (kg)	0,051 x 0,021 x 0,014 (m)	AS350, AS550
350A94338100 Tail Gear Box High Pitch Adjustment		Device to adjust high pitch stop screw Sleeve with threaded ring equipped with storage screw Specific for some versions	I	27-00		0,66 (kg)	0,058 x 0,058 x 0,106 (m)	H130
350A93371400 Ball Joint Adjustment Tool		Device to adjust clearance of ball joint mounted on cyclic swashplate	I	63-23		6,8 (kg)	0,18 x 0 x 0,19 (m)	AS350, AS355, AS550, AS555, H130
350A97230000 Milled Riveting d4.2 Crick Standard		Device to calibrate a measurement equipment with Foucault current Including: aluminium slip gauge with 2 milled holes	I	00-20		0,128 (kg)	0,145 x 0,128 x 0,04 (m)	H130
X270P3101101 Sercovontrol ball end adjustment		Device is used to ensure the correct length of the servocontrol before installation on H/C.	I	67-30		1 (kg)	0,3 x 0,1 x 0,1 (m)	AS350, AS355, AS555, H130
703A94000000 Clearances Analyze Device		Device to control and notice slacks Interpretation: 1/100	O	67-30		1,6 (kg)	0,148 x 0,057 x 0,044 (m)	AS332, AS350, AS355, AS365, AS366, AS532, AS550, AS555, AS565, EC120, H130, H155, H175, H225, H225M



Miscellaneous complex/calibrated mechanical tools <


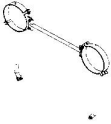



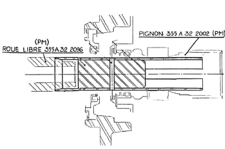
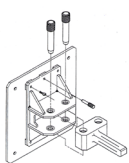
REFERENCE		FEATURES	O / I LEVEL	ATA	LABEL	WEIGHT	SIZE	TYPE APPLICABILITY
350A94341000 Tail Transmission Twisting Test Tool		Device to check twisting on tail transmission shaft Consists of light alloy flange Used with standard clinometer	I	65-10		0,5 (kg)	0,151 x 0,1 x 0,06 (m)	AS350, AS355, AS550, AS555, H130



Miscellaneous/simple mechanical tools <


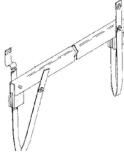

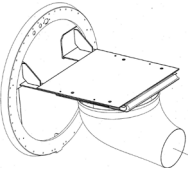
DESCRIPTION

Mechanical tools enabling to conduct verification and adjustment without defined measurement and calibration value.

REFERENCE	FEATURES	O / I LEVEL	ATA	LABEL	WEIGHT	SIZE	A/C TYPE APPLICABILITY
703A94113001 Main Rotor Blades Trim Tab	 <p>Device to check and correct the incidence of blades tabs Including: 1 immobilizing wrench and 1 levelling wrench</p>	O	62-10		0,5 (kg)	0,235 x 0,16 x 0,07 (m)	AS332, AS350, AS355, AS365, AS366, AS532, AS550, AS555, AS565, EC120, GAZELLE, H130, H155, H175, H225, H225M, SA330, SA360, SUPER-FRELON
355A91584002 Allison Turboshift Powerplant Support	 <p>Including 2 sets of 2 half-clamps with support tube linked with 1 strut tube</p>	I	72-00		2,5 (kg)		AS355, AS555
355A94542000 Accelerometer Support	 <p>Device to fix an accelerometer on starter-generator in order to measure vibratory level Starflex collar equipped with nut</p>	I	18-10		0,04671 (kg)	0,152 x 0,151 x 0,017 (m)	AS355, AS555
350A93331100 Rotating Control Plate Ring Support	 <p>Device to maintain 2 split rings in Tail Rotor rotating control plate during drying glue</p>	I	27-00		0,7 (kg)	0,45 x 0,07 x 0,07 (m)	AS350, AS355, AS550, AS555
365A92314502 Frequency Adaptor Blocking Device	 <p>Device to block the frequency adaptor during blades unfolding and during long camp Light alloy chock with pennant</p>	I	63-20		0,75 (kg)	1,01 x 0,9 (m)	AS350, AS355, AS365, AS366, AS550, AS555, AS565, H130
355A93325700 Free Wheel Roller Support	 <p>Device to maintain rollers of pinion inlets during installation of free wheel Consists of cracked sleeve with connector</p>	I	63-20		0,26 (kg)		AS355, AS555
81451-365A-11-0050-04 Dummy Sleeve	 <p>Device to control sweepback in drag and during main blade fluttering</p>	I	62-10		25 (kg)	0,35 x 0,35 x 0,11 (m)	AS350, AS355, AS365, AS366, AS550, AS555, AS565, GAZELLE, H130, H155



Miscellaneous/simple mechanical tools <



REFERENCE		FEATURES	O / I LEVEL	ATA	LABEL	WEIGHT	SIZE	TYPE APPLICABILITY
350A91278000 Ball Operated Control Protection Device		Device to protect ball operated control at the junction between fuselage and tail boom Consists of aluminium sheath equipped with pennant	I	67-20				H130
350A91110501 Tabs Protecting Device		Device to protect tabs during main blades handling (shop storage, winter camp)	I	62-10		0,9 (kg)		AS350, AS355, AS550, AS555, H130
355A91534002 Oil Heater Support		Consists of recovery sheet metal on fuselage at junction between tail and heater support	I	53-50		3,6 (kg)		AS355, AS555
350A91728000 Air Conditioning Support		Device for aerotransport to maintain in proper position air conditioning during removal or installation of tail boom Including: aluminium support equipped with reinforcement assembled with screws and another support with collar to immobilize condenser	I	53-30		1,2 (kg)	0,54 x 0,48 x 0,31 (m)	H130



Engine test sets <

DESCRIPTION

Devices designed to test engine parameters and configuration.

REFERENCE		FEATURES	O / I LEVEL	ATA	LABEL	WEIGHT	SIZE	A/C TYPE APPLICABILITY
FDE82-10-03 NG-NR Test Case		Device to measure rotational speeds turbines and rotor in flight Box including selectors, digital display and connection sockets		63-23		2 (kg)	0,31 x 0,3 x 0,1 (m)	AS332, AS350, AS355, AS532, AS550, AS555, EC120, EC130, EC225, EC725, SA330
703A97670201 Temperature Calibration		Precision instrument with microprocessor enabling simulation and measurement of temperature	O/I	12-00	CE	0,65 (kg)	0,096 x 0,047 x 0,2 (m)	AS332, AS350, AS355, AS365, AS532, AS550, AS555, AS565, EC130, EC155, EC225, EC725, SA330

Services and
maintenance benches





Ground Power Units and starters, battery chargers <

DESCRIPTION

Equipment designed to perform helicopter starting and supply electrical power.

REFERENCE		FEATURES	O / I LEVEL	ATA	LABEL	WEIGHT	SIZE	A/C TYPE APPLICABILITY
KA2014PSPS Portable Starter Power Supply		Device used to start aircraft engine whenever and in any location. It can be used also during maintenance to provide abundant auxiliary power for avionics, on-board medical equipment, and other accessories. Light-weight, portable, stowable, and safe, the	I	24-00	CE	7 (kg)	0,4 x 0,2 x 0,1 (m)	EC120, EC130, EC145, H145, H145M
703A94620700 Group Power Unit		Device to start helicopter and perform maintenance (Type GB2/3) Alternating voltage: 115VAc/400Hz Direct voltage: 28VDC Consists of device in 2 parts stackable (distinguishable for aerotransport)	I	24-30	CE	170 (kg)	1,26 x 0,82 x 0,6 (m)	AS350, AS355, AS550, AS555, EC120, GAZELLE
GB4520V04 Power Supply Bench		Device to supply necessary electrical power to start engine Capacity: 28 VDC/ 20 KW	O/I	24-00				AS332, AS350, AS355, AS365, AS366, AS532, AS550, AS555, AS565, EC120, EC130, EC155, EC225, EC725, H175, SA330
KA2010 Super Master Charger		Device designed to charge, trickle charge and analyze (discharge) Nickel-Cadmium, Sealed Lead-Acid and other types of rechargeable batteries Charge: constant current, programmable: 0 to 50A Discharge: constant current, programmable, 0 to 60A	I	24-00	CE	70 (kg)	0,7 x 0,6 x 0,4 (m)	AS332, AS350, AS355, AS365, AS532, AS550, AS555, AS565, EC120, EC130, EC135, EC155, EC225, EC635, EC725, H160, H175, SA330
DNIM28 Charging Bench 200A		Device to balance electrical supply power on twin-engine helicopter Including transportation handles Aluminium and galvanized steel IP20 Box Cooling by natural convection Resistors selected by rotary switches		24-20	CE	14 (kg)	0,304 x 0,623 x 0,32 (m)	AS355, AS555



Hydraulic benches, air cooling and accessories <

DESCRIPTION

Equipment such as special bench enabling to lead maintenance on fluid systems, filing, etc.

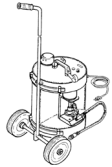
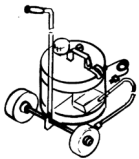
REFERENCE		FEATURES	O / I LEVEL	ATA	LABEL	WEIGHT	SIZE	A/C TYPE APPLICABILITY
SD5100.00 Bench union assy		The GSE is used to connect the hydraulic bench to the aircraft	I / I	29-00		2 (kg)	0,43 x 0,4 x 0,09 (m)	AS350, AS355, AS550, AS555, H125, H130
703A94750803 Engine Hydraulic Bench		Consists of bench with electrical engine Type: DESHONS DH0880/M5 Flow: 4 to 8 l/mn Pressure: 5 to 80 bars Supply voltage: 3*440/460/480V	O	29-00	CE	70 (kg)	0,58 x 0,53 x 0,61 (m)	AS350, AS355, AS550, AS555, H130
703A94750804 Engine Hydraulic Bench		Consists of bench with electrical engine Type: DESHONS DH0880/M3 Flow: 4 to 8 l/mn Pressure: 5 to 80 bars Supply voltage: 3*200V Frequency three-phase motor: 50Hz/60Hz	O	29-00		70 (kg)	0,85 x 0,53 x 0,61 (m)	AS350, AS355, AS550, AS555, H130
703A94751000 Thermic Hydraulic Bench		Consists of bench with thermic engine Type: DESHONS DH 8-80 TH Flow: 4 to 8 l/mn Pressure: 10 to 80 bars	I	29-00	CE	100 (kg)	0,85 x 0,48 x 0,58 (m)	AS350, AS355, AS550, AS555, H130
703A94750902 Engine Hydraulic Bench		Consists of bench with electrical engine Type: DESHONS DH0880/M2 Flow: 4 to 8 l/mn Pressure: 5 to 80 bars Supply voltage: 2300 V Frequency single-phase motor: 50Hz/60Hz	O	29-00	CE	70 (kg)	0,85 x 0,53 x 0,61 (m)	AS350, AS355, AS550, AS555, H130
703A94750901 Engine Hydraulic Bench		Consists of bench with electrical engine Type: DESHONS DH0880/M3 Flow: 4 to 8 l/mn Pressure: 5 to 80 bars Supply voltage: 120 V Frequency three-phase motor: 50Hz/60Hz	O	29-00	CE	70 (kg)	0,85 x 0,53 x 0,61 (m)	AS350, AS355, AS550, AS555, H130
703A94750801 Engine Hydraulic Bench		Consists of bench with electrical engine Type: DESHONS DH0880/M5 Flow: 4 to 8 l/mn Pressure: 5 to 80 bars Supply voltage: 3*380/400/415V	O	29-00	CE	70 (kg)	0,85 x 0,53 x 0,61 (m)	AS350, AS355, AS550, AS555, H130
703A94750802 Engine Hydraulic Bench		Consists of bench with electrical engine Type: DESHONS DH0880/M4 Flow: 4 to 8 l/mn Pressure: 5 to 80 bars Supply voltage: 3*230V Frequency three-phase motor: 50Hz/60Hz	O	29-00		70 (kg)	0,85 x 0,53 x 0,61 (m)	AS350, AS355, AS550, AS555, H130



Engine rinsing benches <

DESCRIPTION

Equipment enabling to eliminate salt when the helicopter is operated close to a sea area.

REFERENCE		FEATURES	O / I LEVEL	ATA	LABEL	WEIGHT	SIZE	A/C TYPE APPLICABILITY
8814157000 Turboshaft Powerplant Rinsing Bench		Device to rinse turboshaft powerplant after flight through salt air Sprayer equipped with flexible piping	O	72-00	CE	120 (kg)	1,3 x 1,25 (m)	AS332, AS350, AS355, AS365, AS532, AS550, AS555, AS565, H130, H155, H225, H225M, SA330
8819708000 Turboshaft Powerplant Rinsing Bench		Device to spray under pressure turboshaft powerplant components Mounted on wheels and plugged directly on the helicopter	O	12-00	CE	50 (kg)	0,8 x 0,8 x 1,4 (m)	AS350, AS355, AS365, AS550, AS555, AS565, EC120, H155



Simple or standard pumps <

DESCRIPTION

Equipment enabling to inject liquids, gases or air.

REFERENCE	FEATURES	O / I LEVEL	ATA	LABEL	WEIGHT	SIZE	A/C TYPE APPLICABILITY
703A95020002 Lubricating Pump 	Device to grease bearings of tail rotor drive Syringe stored in metallic case	I	64-20		0,01496 (kg)	0,099 x 0,03 x 0,02 (m)	AS350, AS355, AS365, AS550, AS555, AS565, H130, H155
85-00-04-206-02 Vacuum Pump for composite 	Device is used to create a vacuum bag for composite repair on blade.	I	62-10	CE	15,3 (kg)	0,35 x 0,25 x 0,307 (m)	H120, H155, H160, H175, SA330
85-00-04-206-01 Vacuum Pump Set 	Device to realize repairs on coating	I	62-10	CE			AS332, AS350, AS355, AS365, AS365, AS366, AS532, AS550, AS555, AS565, EC120, GAZELLE, H130, H155, H225, H225M, SA330, SA360



IT Devices





DESCRIPTION

Maintenance software enabling data loading, collection, analysis...


REFERENCE		FEATURES	O / I LEVEL	ATA	LABEL	WEIGHT	SIZE	A/C TYPE APPLICABILITY
350A94320120 Steady Rotor Software Kit		Device to complete steady control suitcase for dynamic balancing of main and tail rotors and transmission shaft bearing Consists of CD including application software and configuration files		18-00				AS350, AS550
350A94210120 Absorber Steady Control Software Kit		Consists of CD with application software for Absorber Steady Control Kit		18-00				AS350, AS355, AS550, AS555, EC130
355A94320120 Steady Rotor Software Kit		Consists of 1 CD including application software and files configuration		18-00				AS355, AS555
500210-000003 Appareo Flight Data Analyzer		Device to simulate a flight in 3 dimensions		25-70				AS332, AS350, AS365, AS532, EC130, EC155, EC225, H175
350A94328020 Steady Rotor Software Kit		Consists of CD with application software and files configuration files	O/I	18-00		0,4 (kg)	0,2 x 0,2 x 0,08 (m)	EC130




Mission preparation stations <

DESCRIPTION

IT tools (Hardware & Software) such as cartography, flight plan, etc, enabling to conduct mission preparation.

REFERENCE		FEATURES	O / I LEVEL	ATA	LABEL	WEIGHT	SIZE	A/C TYPE APPLICABILITY
On Request SIRINA Mission Preparation Station		SIRINA is a Mission Planning and Debriefing System dedicated to pilots for their flights preparation and feasibility, for all type of mission environment (including military tactical missions), and for mission debrief. Before flight pilots plan navigatio	O/I	34-00	CE	2 to 9 (kg) Depending if it is laptop or desktop		AS350, AS355, AS365, AS365C, AS366, AS550, AS555, AS565, EC130, EC135, EC145, EC155, EC635, GAZELLE, H135, H145, H145M, SA360



Miscellaneous







Electrical toolbox or kits <

DESCRIPTION

Package of standard electrical tools enabling to accomplish electrical maintenance tasks.

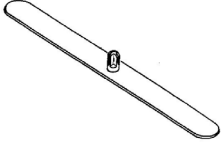




REFERENCE		FEATURES	O / I LEVEL	ATA	LABEL	WEIGHT	SIZE	A/C TYPE APPLICABILITY
92900-04-902-01 Regulator		Device used with heater carpet Conceived for polymerization of blade repairs Stored into a suitcase	I	62-10				AS332, AS350, AS355, AS365, AS365, AS366, AS532, AS550, AS555, AS565, EC120, GAZELLE, H130, H155, H225, H225M, SA330, SA360
93100-04-109-01 Heater Carpet		Conceived for polymerization of blade repairs	I	62-10		0,6 (kg)	0,35 x 0,45 x 0,003 (m)	AS332, AS350, AS355, AS365, AS365, AS366, AS532, AS550, AS555, AS565, EC120, GAZELLE, H130, H155, H225, H225M, SA330, SA360



Standard handtools or miscellaneous <

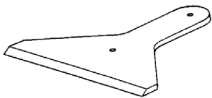


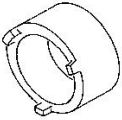



DESCRIPTION

Standard tools required for repairing.

REFERENCE		FEATURES	O / I LEVEL	ATA	LABEL	WEIGHT	SIZE	A/C TYPE APPLICABILITY
350A93331500 Specific Screwdriver		Short cross-headed screwdriver	I	64-20		0,25 (kg)	0,18 x 0,02 x 0,02 (m)	AS350, AS355, AS550, AS555, H130
355A93324120 Nut Wrench Stalock m50		Device to torque or detorque Stalock nut (M50 x 1,5) Capacity: 10,6 to 12,7 mdaN Wrench with 4 notches and square 12,7	I	63-20		1,4 (kg)	0,05 x 0,002 (m)	AS355, AS555
355A93325220 Flange Lock Wrench		Device to maintain Main Gear Box flange and fan to torque nuts Wrench with handle	I	63-20		0,2 (kg)	0,295 x 0,11 x 0,006 (m)	AS355, AS555
350A93330520 Tail Gear Box Wrench		Device to torque flange nut of Tail Gear Box input Wrench with notch for nut Square: 9,6	I	65-20		0,11 (kg)	0,034 x 0,034 x 0,03 (m)	AS350, AS355, AS550, AS555
350A93330020 Tail Rotor Attachment Wrench		Device to torque fixation screw for tail rotor attachment Square: 19,05	I	64-00		0,55 (kg)		AS350, AS355, AS550, AS555
703A93002020 Nut Wrench		Device to torque SHUR-LOK nut M16 on output shaft of Main Gear Box Wrench with notches	I	65-20		0,11 (kg)	0,03 x 0,03 x 0,04 (m)	AS350, AS365, AS366, AS550, AS565, H130, H155
350A93320020 Torque Spanner		Device to torque fixation nut of Main Gear Box flange Square: 12,7	I	63-20		0,17 (kg)	0,05 x 0,05 x 0,035 (m)	AS350, AS550, H130
355A93344120 Nut Retainer Installation Drift		Device to install nut retainer Stalock (25 x 1,5)	I	63-20		0,25 (kg)	0,048 x 0,031 x 0,031 (m)	AS355, AS555



Standard handtools or miscellaneous <








REFERENCE		FEATURES	O / I LEVEL	ATA	LABEL	WEIGHT	SIZE	TYPE APPLICABILITY
27-02-330A-11-1530-21 Spatule plate		Solded by package of 10 items	I	62-10		0,13 (kg)	0,2 x 0,2 x 0,005 (m)	AS332, AS350, AS355, AS365, AS366, AS366, AS532, AS550, AS555, AS565, EC120, GAZELLE, H130, H155, H225, H225M, SA330, SA360, SUPER-FRELON
350A93380400 Bidirectional suspension Wrench m22		Notched wrench with locating device (Nut: 22EcR 101) Square: 12,8	I	63-30		0,13 (kg)	0,044 x 0,03 x 0,03 (m)	AS350, AS355, AS550, AS555
69-12-321A-11-0100-00 Plexiglas Scraper		Device used during polyurethane protections deposit	I	62-10		0,03 (kg)	0,2 x 0,025 x 0,005 (m)	AS332, AS350, AS355, AS365, AS366, AS366, AS532, AS550, AS555, AS565, EC120, GAZELLE, H130, H155, H225, H225M, SA330, SA360, SUPER-FRELON
355A93325520 Air Conditioning Plug Nut Wrench		Device to torque and detorque air conditioning plug nut to exchange free wheel in accessory module Notched wrench with square 12,7	I	21-00		0,41 (kg)		AS355, AS555
350A98000100 Stabilizer Wrench		Device to remove and install stabilizer and check tightening torque of fixations without Tail gear Box removal Including socket with extension	I	53-50		0,07 (kg)	0,165 x 0,014 x 0,014 (m)	AS350, AS355, AS550, AS555
RB42 Rivet Clamp		Device used for riveting of tabs Pneumatic clamp	I	62-10		23 (kg)	0,3 x 0,1 x 0,08 (m)	AS332, AS350, AS355, AS365, AS366, AS366, AS532, AS550, AS555, AS565, EC120, GAZELLE, H130, H155, H225, H225M, SA330, SA360
355A93344000 Stalok Nut Wrench		Device to torque and detorque Stalok nut (25 x 1,5) Wrench with square (12,7) and locating pin	I	63-20		0,35 (kg)	0,04 x 0,04 x 0,053 (m)	AS355, AS555



Specific handtools or miscellaneous <



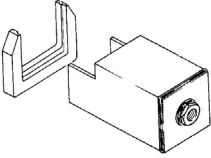

DESCRIPTION

Elaborated tools required for repairing.

REFERENCE		FEATURES	O / I LEVEL	ATA	LABEL	WEIGHT	SIZE	A/C TYPE APPLICABILITY
350AOY8001 Tailplane Fixation Tool		Device to replace fixation base and reinforcements of junction between horizontal stabilizer and tail boom	I	53-50			0,452 x 0,125 x 0,36 (m)	AS350, AS355, AS550, AS555
350A93331620 Spin Table Nut Wrench		Wrench with notches Square: 12,8 Capacity: 2,5 to 3,7 daN	I	65-20		0,4 (kg)	0,068 x 0,068 x 0,033 (m)	AS350, AS355, AS550, AS555
350A93380221 Immobilizing Fork I47		Device to maintain bobbin and washer according to bi-directional traverse Folded sheet metal	I	63-30		0,48 (kg)	0,1 x 0,078 x 0,066 (m)	AS350, AS355, AS550, AS555, H130
X651P3400101 Shur-lok nut replacement tool		Device is used during rear shaft removal / installation.	O/I	65-10		4 (kg)	0,41 x 0,32 x 0,17 (m)	H130
350A93330202 Tail Rotor Lock Wrench		Device to maintain fixation fork of Tail Rotor Wrench equipped with 2 pins	O/I	64-00		0,65 (kg)	0,322 x 0,145 x 0,03 (m)	AS350, AS355, AS550, AS555
350A93321000 Indicator Light Exchange Wrench		Device to exchange pipe equipped with oil indicator light Wrench equipped with pusher	I	63-20		0,8 (kg)	0,118 x 0,07 x 0,062 (m)	AS350, AS550, H130
350A94272000 Rotating Handle Adjustment		Device to check stress of collective lever Consists of metal collar with welded lever arm	I	67-10		0,37179 (kg)	0,279 x 0,089 x 0,044 (m)	AS350, AS550, EC120, H130
350A93320500 Main/Tail Gear Box Lock Wrench		Device to maintain flange to de-torque nut Flat wrench equipped with 3 bolts	I	65-20		0,28 (kg)	0,28 x 0,12 x 0,025 (m)	AS350, AS355, AS550, AS555, H130



Specific handtools or miscellaneous <





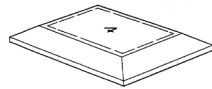
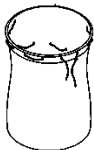
REFERENCE		FEATURES	O / I LEVEL	ATA	LABEL	WEIGHT	SIZE	TYPE APPLICABILITY
350A93311000 Main Rotor Hub Tensioning		Device to remove folding device after blades disassembly for exchange of Main Rotor Hub/mast and Main Gear Box Equipped with cable and tensioner	I	62-20		2,7 (kg)		AS350, AS355, AS550, AS555, H130
350A93355001 Bearing Pulley Exchange Suitcase		Device to remove and install bearings pulley involving hydraulic pump working	I	29-00		7,1 (kg)	0,534 x 0,427 x 0,182 (m)	AS350, AS550, H130
350A93321001 Main Gear Box Light Exchange Wrench		Device to exchange pipe equipped with oil light Equipped with pusher	I	63-20		0,8 (kg)	0,1 x 0,05 x 0,05 (m)	AS355, AS555
350A93380600 Bidirectional suspension Wrench m27		Notched wrench with locating device (Nut: 27 EcR 101) Square: 12,8	I	63-30		0,1 (kg)	0,046 x 0,036 x 0,036 (m)	AS350, AS355, AS550, AS555, H130



Other miscellaneous <


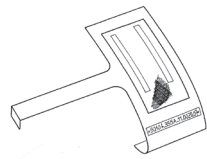
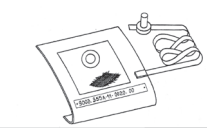


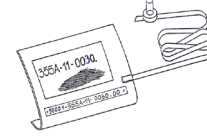

DESCRIPTION

Other kind of tools and ground support equipment required for maintenance activities.

REFERENCE	FEATURES	O / I LEVEL	ATA	LABEL	WEIGHT	SIZE	A/C TYPE APPLICABILITY
703A96000002 Documents Bag 	Device to store on board helicopter documents Including: 1 pilot suitcase with wheels, 1 bag and 1 key ring Included in on board kit	I	00-10		0,6 (kg)	0,4 x 0,3 x 0,2 (m)	AS332, AS350, AS355, AS365, AS365, AS366, AS532, AS550, AS555, AS565, EC120, H130, H155, H175, H225, H225M, SA330
69000402600 Blade Protection 	Device to protect blade skin during miling of the tab Steel material	I	62-00		1,04 (kg)	0,1 x 0,06 x 0,05 (m)	AS332, AS350, AS355, AS365, AS365, AS366, AS532, AS550, AS555, AS565, EC120, GAZELLE, H130, H155, H175, H225, H225M, SA330, SA360
703A92001003 Storage Bag 	Canvas bag used to store the on board kit	I	10-00		0,5 (kg)	0,675 x 0,61 x 0,001 (m)	AS332, AS350, AS355, AS365, AS365, AS366, AS532, AS555, AS565, EC120, H130, H155, H225, H225M
69-01-3130S-11-10-035-00 Metallic Spatula 	Device to mix ingredients Solded by 10 items	I	62-10		0,01 (kg)	0,185 x 0,01 x 0,003 (m)	AS332, AS350, AS355, AS365, AS365, AS366, AS532, AS550, AS555, AS565, EC120, GAZELLE, H130, H155, H175, H225, H225M, SA330, SA360, SUPER-FRELON
90-03-321A-11-0020-00 Silk Screen 	Device used to mark point and serial number of main blades Conceived for upper surfaces French standard L 80090	I	62-10		1,07 (kg)	0,16 x 0,16 x 0,1 (m)	AS332, AS350, AS355, AS365, AS365, AS366, AS532, AS550, AS555, AS565, EC120, GAZELLE, H130, H155, H225, H225M, SA330, SA360, SUPER-FRELON
703A92001002 Storage Bag 	Device to store the on board kit Canvas bag Included in on board kit	I	10-00		0,6 (kg)	Diameter 0,2 x 0,4 (m)	AS350, AS355, AS555, EC120, H130



Other miscellaneous <

REFERENCE		FEATURES	O / I LEVEL	ATA	LABEL	WEIGHT	SIZE	TYPE APPLICABILITY
90-02-3130S-11-10-000-80 Silk Screen		Device used to mark point and serial number of main blades Conceived for lower surfaces French standard L 80090	I	62-10		1,07 (kg)	0,16 x 0,16 x 0,1 (m)	AS332, AS350, AS355, AS365, AS365, AS366, AS532, AS550, AS555, AS565, EC120, GAZELLE, H130, H155, H225, H225M, SA330, SA360, SUPER-FRELON
90-104-355A-11-0020-07 Silk Screen		Device to mark on lower surface the folding pole position on main blade	I	62-10				AS350, AS355, AS550, AS555, GAZELLE, H130
9003-355A-11-0020-00 Silk Screen		Device to mark the centre of gravity on lower surface of main blades	I	62-10				AS350, AS355, AS550, AS555, GAZELLE, H130
9002-355A-11-0020-00 Silk Screen		Device to mark on the lower surface the main blade reference	I	62-10				AS350, AS355, AS550, AS555, GAZELLE
90-002-355A-11-0030-00 Silk Screen		Device to mark on the upper surface the main blade reference and US patent	I	62-10				AS350, AS355, AS550, AS555, GAZELLE, H130
90-001-355A-11-0030-00 Silk Screen		Device to mark on the lower surface the main blade reference	I	62-10				AS350, AS355, AS550, AS555, GAZELLE, H130
69-00-04-027-01 Bonding Tabs Tool		Device to press tabs during bonding operation	I	62-10		1,04 (kg)	0,31 x 0,049 x 0,048 (m)	AS332, AS350, AS355, AS365, AS365, AS366, AS532, AS550, AS555, AS565, EC120, GAZELLE, H130, H155, H225, H225M, SA330, SA360

Tools & GSE **Services**



Easy Spare Parts

Sales & Distribution

Supply any procurable new and used parts including tools & Ground Support Equipment, for the whole Airbus Helicopters range.

Easy Spare Parts service has been tailored to match customers expectations in terms of reactivity and delivery lead times.

100% commitments on parts delivered on time for planned orders⁽¹⁾, Airbus Helicopters offers a compensation for possible late deliveries in accordance with Standard Conditions of Sale.

⁽¹⁾ Planned orders : requested delivery date above 15 days from the order date

As a digital solution, this Pay-By-Event service is available through the eOrdering service on our AirbusWorld collaborative platform. It allows customers to easily find parts they need while providing all order tracking information.

Airbus Helicopters customers may now benefit from our new Marketplace accessible through the eOrdering service on our AirbusWorld collaborative platform. They will find extended parts catalogues from specialized Vendors, including tools & Ground Support Equipment.



Technical Support

Service scope

For any technical question related to Tools & GSE, get in direct contact with our worldwide technical network of tech-reps & customer centers positioned close to your operations.

For any AOG needs, a responsive 24/7 service around the clock taking care of you anytime, anywhere and is also accessible through a unique contact or through the Technical Request service on our AirbusWorld collaborative platform.

AIRBUS

HELICOPTERS

HCare**24/7 Worldwide Customer Support**

customersupport.helicopters@airbus.com

Phone: + 33 4 42 85 97 97

Fax: + 33 4 42 85 99 96

AirbusWorld customer portal<https://keycopter.airbus.com>

Commercial Off The Shelf Tools & Ground Support Equipment (COTS)

For the supply of COTS tools and ground support equipment, comprising standard equipment that is generally available on the market such as power supply benches, pressure generators, multimeters etc, Airbus has signed a cooperation agreement with the company Kit-Aero.

Under this agreement, Kit-Aero will now handle the promotion, sales and after-sales support of COTS tools and ground equipment towards Airbus helicopters' Customers.

The objective of this set-up is to improve customer satisfaction by providing a single focal point for sales and support on COTS segment, attractive prices and technical expertise and products benchmark.

For requests related to COTS tools and ground support equipment, Airbus Helicopters Customers are invited to visit Kit-Aero's website (www.kit-aero.com) or contact them directly at info@kit-aero.com.



Because we care about customers' satisfaction, we work to always offer you more services. We are pleased to inform you that our eOrdering platform is evolving to become the reference Marketplace for all your spare parts.

Airbus Helicopters is now proposing his own marketplace with a selection of products from several external vendors.

These new products ranges are available within the two new categories: tools and ground support equipment, chemicals and consumable materials, providing you the opportunity to purchase a wider range of products sold by specialists.

If you have any question or issue when interfacing with external vendors on a specific order, please contact support.marketplace.ah@airbus.com. A dedicated team will support you.

Your usual Customer Logistic Manager (CLM) remains at your disposal to respond to any generic questions or claims you may have on this new offer.

e.ordering

Standard Conditions of **Sale**

1 - DEFINITIONS

- AOG (Aircraft On Ground) means a situation in which the Helicopter is unable to fly or is ineligible to return to service because of an unscheduled need for replacement or major repair of components, that is not related to scheduled maintenance tasks.
- BFE/CFE means Buyer Furnished Equipment / Customer Furnished Equipment.
- Certificate of Conformity (or Statement of Conformity) means the document issued by the Seller's quality assurance organization after completion of procedures approved by the respective authorized national agency certifying the Product's conformity with the Seller's applicable specifications.
- CAMO means Continuing Airworthiness Management Organization.
- Contract means the agreement between the Seller and the Customer of which these Standard Conditions of Sale form part, comprising the applicable Specific Annex(es) and the Purchase Order or Order Confirmation.
- Core Unit means the used Part sent by the Customer to the Seller in case of exchange for an overhauled or repaired Part under the standard exchange service.
- Customer means the person, entity, or company to whom the Seller sells any Products and/or Services under the Contract.
- Customer Center means a subsidiary or an affiliated company of the Seller.
- Documentary Credit means an irrevocable, confirmed and nontransferable documentary credit.
- EASA means European Aviation Safety Agency.
- Helicopter means helicopter manufactured by the Seller.
- Item means transmission components, blades and/or equipment.
- OTL, SLL mean respectively Operating Time Limit and Service Life Limit.
- Part means a piece of an Item or a Product.
- Party/Parties mean either separately or collectively the Customer and/or the Seller.
- Product(s) means the goods to be provided by the Seller under the Contract in compliance with the applicable specification and/or definition, including all types of Helicopters, optional equipment, Spare Parts, tools, other equipment, documentation, technology, data, software on a Product (and any other goods mentioned in the Specific Annex(es), when applicable).
- Production Organization Approval (POA) means approvals issued by the respective competent authority to the Seller in compliance with EASA part 21/G regulation.
- Order Confirmation means the acknowledgement of receipt of the Customer's order by the Seller, i.e. either the confirmation sent by the Seller to the Customer to take into account the Customer's order or the approval sent by the Customer to the Seller on the Quotation.
- Purchase Order (or Order) means the order covering the acquisition of Products and/or Services.
- Quotation means the priced offer and associated conditions, sent to the Customer by the Seller.
- RMA means Return Material Authorization format provided by the Seller for the purposes of the warranty article and/or R&O Service.
- R&O means the following activities: repair, overhaul, standard exchange, inspection and modification of an Item.
- Seller means Airbus Helicopters (SAS) located in Marignane, France and/or Airbus Helicopters Deutschland GmbH, located in Donauwörth, Germany.
- Service(s) means the services which may be performed under the Contract consisting of:
 - performance of R&O
 - Technical Data, technical assistance, technical expert
 - services, and/or tool rental
 - performance of Training,
 - SaaS,

- and any other services mentioned under the Specific Annex(es), when applicable.
- SaaS (Software As A Service) means a software application available online on an internet website and/or a software application available on defined mobile operating system(s).
- Specific Annex (or Annex) means the annex of the SCS outlining specific conditions.
- Spare Parts means new parts to be provided by the Seller.
- SCS means general Standard Conditions of Sale for Products and Services.
- SB means Service Bulletin.
- STC means Supplemental Type Certificate and also refers to an equipment which has a STC.
- TAT means Turn Around Time, from the time the Seller receives the Customer's Item and its related and valid documents in its facility up to the time the Item is at the Customer's disposal Free Carrier (FCA) Incoterms® 2010 at Seller's facility, less the Customer's approval lead time and/or less lead time due to Customer's responsibility discrepancies.
- Training Items means training software, training documentation and courseware.
- Training means training need analysis, training courses, simulator sessions and on-the-job training.
- TSN, TSO, TSR, TBO mean respectively Time Since New, Time Since Overhaul, Time Since Repair and Time Between Overhaul.
- VAT means Value Added Tax.

2 - SUBJECT AND SCOPE

These general Standard Conditions of Sale apply to any sale of Products and/or Services sold by the Seller to its Customer(s), excluding brokerage or other distributor activities. The purchase of the Products and/or Services by a Customer is considered to be performed within the framework of its professional activities.

These general Standard Conditions of Sale are supplemented by the relevant Specific Annex(es) as quoted hereinafter, when applicable:

- for Helicopter sales:
 - Sale of new Helicopters and associated services
 - Sale of pre-owned Helicopters and associated services
- and for Products (other than Helicopters) and Services:
 - Sale of Spare Parts
 - R&O Services
 - Technical Data, technical assistance, technical expert services, tool rental
 - Training Services and Training Items
 - Helicopter maintenance, repair, overhaul, inspection, upgrade and retrofit
 - SaaS

3 - PURCHASE ORDER / QUOTATION

3.1 Sale of Helicopters and associated Services – Purchase Order

The Helicopter Contract shall be binding when signed by both the Seller and the Customer and shall come into force upon receipt by the Seller of the initial down-payment and subject to compliance to article 4.1.

3.2 Products and Services sold independently of a Helicopter sale – Order issuance, acceptance

Customer's Orders shall be confirmed by the Seller in writing. The Contract shall become binding upon receipt by the Customer of the Seller's Order Confirmation and shall come into force upon receipt by the Seller of the down payment when relevant (as mentioned under article 6.2) and subject to compliance to article 4.1.1. The delivery schedule shall become effective upon receipt of the down payment.

In case the Customer requires a Quotation from the Seller, the Contract shall become binding when the Seller receives the Customer's written approval of such Quotation issued without changes. Said Quotation duly signed by the Customer shall constitute the Order Confirmation when received by the Seller.

3.3 Purchase Order modifications

3.3.1 Modifications to Purchase Order by the Seller

Pursuant to new manufacturing or engineering requirements, obsolescence or new regulations, the Seller shall be entitled to carry out modifications without the consent of the Customer, as long as these modifications do not affect the specification and/or performance of the Product and/or Services, and/or delivery time. Should the requirements affect specification and/or performance of the Product and/or Services, related costs and/or delivery time, the Seller and the Customer shall agree on the contractual consequences. If the Parties fail to reach an agreement within one (1) month, the Seller shall be entitled to terminate the Contract under the conditions stated in article 14.2.

3.3.2 Modifications to Purchase Order modifications by the Customer

Any changes or configuration changes requested by the Customer require prior mutual written agreement of the Parties and may lead to an adjustment of the price and/or delivery time.

4 - EXPORT AND IMPORT LICENCES – AUTHORIZATIONS, CUSTOMS

The Customer hereby undertakes to comply at all times with all applicable laws and regulations in particular and not limited to national and international anti-corruption, anti-money laundering and export control laws and regulations (together "Regulatory Rules").

4.1 Representation from the Customer and Know your Customer policy

The Customer undertakes to provide truthful, accurate and complete information to the Seller such as may be required by the Seller from time to time to comply with its obligations pursuant to the Regulatory Rules, including but not limited to information on the Customer's corporate structure and shareholding, or source of financing of the Contract. The Contract will only come into force once the Seller has received from the Customer all required information and performed all necessary verifications pursuant to the Regulatory Rules and to the "Know your Customer" policy of the Seller.

During Contract execution, failure by the Customer to comply with the Regulatory Rules and /or failure to timely provide all necessary information and/or cooperate with the Seller shall entitle the Seller to terminate the Contract forthwith without any prior notice and liability whatsoever.

4.2 Export and Import licences - authorizations

All Products, including but not limited to item(s)/commodity(ies) (goods/hardware, software and technology(ies)) and/or Services may be subject to export laws and regulations as well as national, foreign and international regulations, and the Parties acknowledge that violations to such laws and regulations are prohibited.

The Seller will perform all necessary and appropriate procedures for requesting any official authorizations (such as export licences) needed for the performance of the

Contract. The Customer agrees to provide reasonable assistance or any documentation or certificate requested by the Seller to obtain the necessary authorizations and/or to ensure compliance with the applicable laws and regulations. The Seller shall not be held liable if the authorizations are not granted or are granted with delay or if an authorization that has been granted is revoked or not renewed. Such event shall be considered as a force majeure event as defined in article 13.1.

The Customer shall obtain in due time any import licence/authorization required in its country for the Products and/or Services covered in the Contract and shall provide in due time the Seller upon its request with an end-user certificate duly signed by an empowered representative or, when necessary, its national authorities. The Seller agrees to provide, upon Customer's written request, reasonable assistance and any documentation for obtaining the import licences and/or to ensure compliance with the applicable laws and regulations.

Export licences/authorizations are provided for a specific end-use/enduser and/or with specific provisions and/or conditions. The Customer undertakes to abide by the content of governmental licences/authorizations and to warrant and represent certificates signed in the context of application procedures. Any change in the end-use/ end-user of the corresponding Products and/or Services requires the prior authorization of the government that has issued the said export licences/authorizations. Therefore, prior to any transfer of control, possession, registration, title, ownership, etc. of Products and/or Services to any third party, the Customer shall notify the Seller thereof in order to allow the Seller to assess the necessary actions to be taken and the procedures to be applied. The Customer shall then follow the instructions given by the Seller.

The Parties also agree not to re-export any technical information or technology that may be exported under the Contract without first obtaining the other Party's approval and, when necessary, approval from the relevant Governmental authorities.

4.3 Customs

Irrespective of the applicable Incoterm, if Products are exported directly to a country outside the European Union, the Seller will provide appropriate export customs documentation to the Customer or its designated freight forwarder. The Customer guarantees correct closure of the related customs procedure in due time on leaving the European Union or the country of dispatch. In case of non-compliance, the Customer shall be liable for any additional costs and charges imposed on the Seller by the national tax administration.

If the Seller transports the Products by ferry-flight, the Customer will have to provide additional documentation to the Seller to prove exportation for VAT purposes. The Seller will inform the Customer of the required documentation in due time before the delivery date.

5 - PRICES

5.1 General

Prices are stated and payable in Euros.

Helicopter prices and the prices of other Products and Services sold together with Helicopters are according to the baseline Helicopter definition in force at the date of signature of the Contract and to the specific configuration and scope detailed in the Contract.

For Products and Services sold independently of Helicopters, all invoices for Products and Services will be at the prices stated in the relevant Seller's price list in force, or in the relevant Quotation. The Seller's price lists are subject to regular updates.

Prices relate to Products and Services delivered in accordance with the Incoterms mentioned in each Specific Annex of these SCS.

5.2 Duties and taxes, VAT

Prices are exclusive of taxes, duties and/or charges resulting from administrative and legislative regulations in force in any country other than the Seller's country and of any customs and duty charges, which shall be borne by the Customer.

Prices are exclusive of VAT or sale taxes or turnover taxes or other similar taxes. If applicable, such taxes will be charged in addition.

5.3 Additional costs/ Chargeable amounts

Prices, unless otherwise stipulated in the Contract, do not include any preparation,

packing and crating charges nor any modifications carried out at Customer's request before and after delivery, expenses incurred for the inspection of Products by third parties, expenses relating to freight forwarding, carriage by sea, air or land, ferry-flight, storage and insurance costs incurred after Customer's acceptance.

For all Orders below a minimum amount of two hundred (200) Euros, the Seller reserves the right to invoice a minimum amount of two hundred (200) Euros.

6 - PAYMENTS

6.1 General

The payment obligation will be considered fulfilled at the time the due amount is irrevocably credited in full to the Seller's bank account. The Customer shall make the payment by bank transfer (swift), which, on the Seller's request, may be secured by a stand-by letter of credit or a Documentary Credit.

Any down payments are non-refundable, as they are necessary to partially cover the production, procurement, financial, administrative and other costs. In the event of payment by Documentary Credit, the Customer shall at the time of the initial down payment and/or Purchase Order, open at its own expense, a Documentary Credit in favour of the Seller for the Contract price, reduced by the initial down-payment, if any. The Documentary Credit shall permit partial deliveries and shall be valid for the total specified period of delivery or performance plus three (3) months covering the time required for preparing the necessary documents and for performing the payment. Should the Documentary Credit expire before full delivery is completed, the Customer shall in due time extend, at its expense, the Documentary Credit without any need for action in this respect on the part of the Seller. The Documentary Credit shall be payable at sight in favour of the Seller as deliveries are made upon presentation of the following documents by the Seller to the bank:

- In case of Helicopter sale :

- Commercial invoice in triplicate,
- Statement of conformity or Certificate of Conformity for Helicopters and optional equipment installed therein,
- Authorized release certificate (EASA Form 1) for packed optional equipment and Spare Parts and
- Certificate of Conformity for miscellaneous parts and tools which are not subject to installation on Helicopter.

- In case of Products and Services sold independently of a Helicopter sale

- Commercial invoice in duplicate, and
- Any document specified by the Seller and mentioned under the Contract.

As well, the stand-by letter of credit shall be opened at Customer's expense and payable upon presentation by the Seller on first demand to the bank of the here-above described documents.

6.2 Payment terms

6.2.1 Sale of Helicopters and associated Services

The Customer shall make the following payments:

- An initial down payment of thirty (30) per cent of the contractual amount no later than fifteen (15) calendar days after the signature of the Contract,

- An intermediate down payment of

- Twenty (20) per cent of the contractual amount, six (6) months prior to delivery for H125, H130, H135 and H145 Helicopters, or
- Thirty (30) per cent of the contractual amount, nine (9) months prior to delivery for AS365, H155, H175 and H225 Helicopters,

- The balance of the total contractual amount at the time of the acceptance of the Products and Services and prior to delivery.

In case of sale of pre-owned helicopter(s), the Customer shall make the following payments:

- An initial down payment of thirty (30) per cent of the contractual amount no later than fifteen (15) calendar days after the signature of the Contract,

- The balance of the total contractual amount at the time of the acceptance of the

Products and prior to delivery.

6.2.2 Products and Services sold independently of a Helicopter sale

For any Order, the Customer shall make the following payments:

- Upon Contract signature, a thirty (30) per cent down payment of the total amount of the Contract shall be paid by the Customer no later than fifteen (15) calendar days following the date of invoice;

- Upon delivery of the Products / performance of the Services, the balance of the invoiced amount of the delivered Products or Items / performed Services shall be paid by the Customer no later than thirty (30) calendar days following the date of invoice.

Nevertheless, for Spare Part Orders not exceeding two hundred thousand (200,000) Euros and for R&O Service Orders not exceeding fifty thousand (50,000) Euros, full payment shall be made upon delivery no later than thirty (30) calendar days following the date of invoice.

Payment terms for Services such as, but not limited to, SaaS or Helicopter maintenance, repair, overhaul, upgrade, retrofit or inspection, are specific and defined in the relevant Specific Annex.

Without prejudice to article 6.3, should the Customer be in a situation of past due balance exceedance towards the Seller, the Seller is entitled, without prior notice, to

- alter the terms of payment and request cash in advance payment for any Order and/or

- postpone any Product delivery or Service performance ordered by the Customer to the Seller in any agreement without any liability whatsoever to the Seller; the Seller may charge the Customer for any additional costs and/or expenses incurred as a result of such postponement, such as but not limited to storage, maintenance, loss of training slot.

Unless otherwise agreed, no discount shall be granted by the Seller to the Customer in case of early payment.

6.3 Penalties for late payment

Payment shall under no circumstances be postponed or apportioned for any reason whatsoever. Consequently, in case of late payment, the Customer shall pay to the Seller interest on the unpaid amount at the rate calculated on the basis of ten (10) percentage points per annum computed on the basis of 365 days/year and the actual number of days elapsed since the due date until the actual date of payment without any need for a formal demand or any prior notice.

Without prejudice to the above, should the Customer fail to pay or in the event of a delay in payment, the Seller will be entitled to extend the schedule for an equivalent time period and/or suspend performance of the Contract and/or in all cases, definitively retain the amount of any payments already made by the Customer. The retention of any such payment shall not preclude the Seller from seeking compensation from the Customer for further damages and/or costs. In the event of a delay or failure by the Customer to pay for more than two (2) months, the Seller shall be entitled to terminate the Contract for default of the Customer under the conditions defined in article 14.2.

In addition, when French law is applicable as per article 15, the Customer shall also be liable to the Seller for a fixed amount of forty (40) Euros for cost recovery fees pursuant to French code of commerce article L. 441-6. If the actual costs incurred by the Seller in recovering unpaid sums exceed forty (40) Euros, the Seller shall be entitled to ask for additional compensation upon producing evidence of such actual costs.

7 - QUALITY ASSURANCE AND AIRWORTHINESS

7.1 General

Airbus Helicopters and Airbus Helicopters Deutschland GmbH hold

- a POA issued by EASA according to Part 21/G regulation,

- a maintenance organisation approval in compliance with the EASA Part 145 regulation, as issued by its respective national civil aviation authorities, and

- a training organisation approval in compliance with the EASA Part 147 for maintenance staff and helicopter Part FCL (Flight Crew Licensing) for aircrews as issued by its respective national civil aviation authorities.

The privileges of an approved production organization include the issuance of airworthiness documents.

The Seller holds a CAMO approval certificate issued by its national civil aviation authority in compliance with EASA Part M/ Subpart G.

The official recognition that Products and repaired / overhauled / standard exchange Items have satisfied the quality assurance procedures is certified by the issuance of the following documents:

For Helicopter(s) in baseline definition and installed optional equipment:

- A Statement of Conformity or Certificate of Conformity issued by the Seller's quality organization to certify compliance with the contractual specification,
- An Aircraft Statement of Conformity (EASA Form 52) for Helicopters sold to customers of EASA member states signed by the Seller's authorized certifying staff within the above mentioned POA. The EASA Form 52 allows the issuance by the national civil aviation authority of the certificate of airworthiness for the European countries members of EASA, or
- A certificate of airworthiness for export, for Helicopters sold outside the European Union, issued by EASA upon submission by the Seller of the above mentioned original Helicopter Statement of Conformity (EASA Form 52),
- For the concerned components/equipment, a hard copy of the logcard or a digital one at the Customer's choice,
- Upon request, a certificate of non-registration issued by the national civil aviation authority.

For optional equipment delivered packed, Spare Parts and repaired / overhauled / standard exchange Items:

- Upon request, a Certificate of Conformity or other equivalent document issued by the Seller's authorized certifying staff, for standard components,
- An authorized release certificate (EASA Form 1) for other certified components or non-standard Spare Parts issued on behalf of the national civil aviation authority by the Seller or the Seller's selected workshop,
- A logcard if applicable For new parts/items: a hard copy or a digital one at the Customer's choice,

For other parts/items: if the Customer is using the paper format, in the same format as provided by the Customer, the previous customer or previous user as applicable; if the Customer is using the digital format, a digital one,

- A dual or tri release if required through a bi/tri lateral agreement between authorities (e.g. Federal Aviation Regulation (FAR) 145 / Transport Canada Civil Aviation (TCCA) 145).

For miscellaneous parts and tools which are not subject to installation on the Helicopter (if applicable):

- A Certificate of Conformity issued by the Seller.

The Customer that has its civil helicopter registered in a country under EASA regulation is responsible of any task related to the management of the continuing airworthiness of the helicopter or shall transfer this obligation by signing a contract with a CAMO in order to ensure the proper accomplishment of the airworthiness management activities in accordance with the regulations in force (Part M/ Subpart G). Upon signature of the Contract with the Seller, the Customer shall indicate who will assume the responsibility of the CAMO.

7.2 Modifications after delivery

The Seller will notify the Customer of any modifications that the competent national airworthiness agency has decided to impose on Helicopters or Spare Parts of the same type. In the event of such modifications, the Seller shall make available to the Customer, within a reasonable time, at the latter's request and expense, the equipment kits required to incorporate such modifications to the Helicopter and Spare Parts previously delivered. For this purpose, the Customer shall receive at no additional cost the technical information bulletins relating to the type of Helicopter mentioned in the Contract for as long as at least one (1) Helicopter of the type remains in service with the Customer.

8 - ACCEPTANCE AND TRANSFER OF OWNERSHIP AND RISK

8.1 Helicopter acceptance activities

8.1.1 Helicopter acceptance activities by the Seller

Prior to Customer's acceptance activities for new Helicopters, the Seller shall perform production ground and flight tests on Helicopters. Flight tests will not exceed per Helicopter:

- Twenty (20) flight hours for H125, H130, H135 and H145 or,
 - Thirty (30) flight hours for AS365, H155 and H175 or,
 - Fifty (50) flight hours for H225.
- Equipment and components may be delivered with up to fifty (50) hours and/or the remaining time of equipment and components may be reasonably affected by the industrial cycle. Additional hours may be flown in the event that development and installation of specific equipment is requested by the Customer. The cost of such additional hours shall be borne by the Customer. Helicopter non conformities with certified definition, which have an impact on Helicopter operation and maintenance by the Customer, shall be submitted to the Customer for approval.

Upon satisfactory completion of the Seller's acceptance activities, a Certificate of Conformity will be issued by the Seller. As from the date of issuance of this document, the Helicopters shall be deemed ready for Customer's acceptance, referred to as the "Ready for Acceptance" date.

8.1.2 Helicopter acceptance activities by the Customer

Not later than (1) month prior to the date on which a Helicopter is to be Ready for Acceptance by the Customer, the Seller will provide the Customer with a procedure describing the acceptance process (organization, schedule, documents, etc) and document(s) defining the flight tests that could be performed by the Customer (hereinafter referred to as "Acceptance Test Document(s)"). The purpose of these tests is not to re-perform certification tests. These documents shall be valid for all Helicopters of the same type.

Within one (1) week after receipt of the Ready for Acceptance notice, the Customer shall send to the Seller the information required from the Customer's representatives in order to be admitted to the Seller's premises. The Customer's inspection team shall not exceed three (3) persons.

The acceptance activities by the Customer shall not exceed, per Helicopter:

- One (1) day for H125, H130, H135 and H145, or
- Two (2) days for AS365 and H155, or
- Three (3) days for H175 and H225.

The Customer shall bear its own expenses and costs related to the Customer acceptance activities including but not limited to travel and accommodation of its representatives during this process.

During the Customer's acceptance activities, it may perform acceptance flights, the combined time of which shall not exceed per Helicopter one (1) flight hour for H125, H130, H135 and H145 Helicopters and two (2) flight hours for AS365, H155, H175 and H225 Helicopters.

Acceptance flights will follow the format and procedures described in the Acceptance Test Document(s) provided by the Seller and shall be carried out under the responsibility of a Seller's pilot acting as pilot in command.

Unless a major deviation from the specification is found during the Customer's acceptance, the Customer shall accept the Helicopters as being in conformity with the contractual specifications. The acceptance shall be acknowledged by the Customer's signature of an acceptance certificate, designated as "Acceptance Protocol" and/or "Acceptance and Transfer of Ownership Protocol". If the acceptance certificate is not signed within the above acceptance time period, and without such absence of signature being duly justified in writing explaining the precise reason of the rejection and the contractual grounds thereof, or if the Customer does not attend the acceptance procedure, the acceptance shall be deemed to have been granted by the Customer.

8.2 Acceptance of the other Products than the Helicopters and Services

A Certificate of Conformity or equivalent document is issued by the Seller for Products other than the Helicopters. With regards to Products other than Helicopters, the Customer shall check and notify any defect and/or non-conformity with the Order and/or missing associated documentation in a documented registered letter:

- within twenty one (21) calendar days as from the date the Seller has notified that the Product is ready to be collected, or

- in case of Products delivered CIP or DAP, the time frames for acceptance are the following:

- forty eight (48) hours for AOG Orders,
- fifteen (15) calendar days after delivery for Training Items and/or technical publications

and claims against the carrier shall be made within three (3) working days as from the date of receipt of the Product. After expiry of said periods, the Customer's acceptance of the Products shall be deemed given unless the Customer's refusal is duly substantiated in writing and explaining the precise reason of the refusal and the contractual grounds thereof.

For the Services, except SaaS, a certificate of completion of Services or assignment sheet shall be issued once the Service has been performed. The Customer shall sign the form certifying that the Service has been provided in accordance with the Contract. Unless the Customer's refusal is duly substantiated in writing and explains the precise reason of the refusal and the contractual grounds thereof, the Service shall be deemed accepted five (5) working days after issuance of the certificate of completion of the Services or of the assignment sheet. SaaS, including any and all of their supporting elements and content, are provided on an "as is" and "as available" basis.

8.3 Collection of Products

After the transfer of ownership, the Customer shall collect the Helicopter within two (2) weeks in case of ferry flight or within one (1) month if it is to be dismantled or conditioned for sea, air or road transport. If the Customer has requested pilot's training following the acceptance of its Helicopter, said duration shall be extended by the time required to train its pilot(s) on its Helicopter.

The Customer shall collect any optional (i.e. not installed on Helicopter) packed equipment, Spare Parts, R&O Items and/or tools:

- within four (4) weeks for Products sold together with Helicopters
- within fifteen (15) calendar days otherwise following the notification by the Seller to the Customer of its availability.

If the Customer fails to pick up its Products within the above mentioned periods of time:

- The Customer shall reimburse the Seller any expenses incurred by the Seller such as maintenance, storage, insurance, taxes and associated penalties if any, levies, etc. The foregoing does not constitute any obligation for the Seller to maintain, store or insure the Products beyond the date the Products should have been collected.

- The Seller may terminate the Contract as per article 14.2 and shall not be liable for any loss or damages incurred by the Customer as a consequence of such termination.

In the event that the Products are delivered in consigned containers, the Customer shall return said containers at its expense within fifteen (15) calendar days after they are made available to the Customer by the freight forwarder. After the expiry of this period, the Seller shall be entitled to invoice the container at its current price.

8.4 Transfer of ownership and risk

8.4.1 Helicopters

Transfer of ownership of the Product shall be subject to the prior fulfilment by the Customer of its obligations, in particular full payment of the balance of the Contract and interest, if any. Upon signature of the "Acceptance Protocol" or the "Acceptance and Transfer of Ownership Protocol" by the Seller and the Customer and upon full payment of the Contract price, the ownership of the Products is transferred from the Seller to the Customer. The Seller shall also immediately issue the bill of sale.

All risks relating to the loss of or damage to the Products shall pass to the Customer upon transfer of ownership following delivery, as per the Incoterms specified in the Specific Annex applying to the sale of new Helicopters and associated Services.

Until the transfer of risks to the Customer, the Seller shall maintain an insurance coverage whose the scope, the limits of cover and the duration are as wide as what is usually practiced in the aviation industry for the activities to be performed by the Seller.

From the transfer of ownership to the Customer,

- the Customer shall effect and maintain, at its own cost, an appropriate insurance coverage, including but not limited to a hull all risk and hull war risk insurance coverage;
- with respect to the Customer's hull all risk and hull war risk insurance coverage, the Customer shall cause the insurers of the Customer's hull insurance policies to waive all rights of subrogation against the Seller, its assignees and its directors, officers, agents and employees.

From the transfer of risks, the Customer shall bear all risks related to the Helicopter

and waive the right of any recourse of any nature whatsoever against the Seller, its assignees and its directors, officers, agents and employees to this respect.

In case of collection of the Product by the Customer as per article 8.3, the Seller shall remain liable for any damage to the Products due to the Seller's negligence, gross negligence or wilful misconduct until the collection of the Product provided that the collection is made in the timeframe defined in the two first paragraphs of article 8.3.

At Customer's request and costs, and according to the terms of the Contract, the Seller will dismantle and package the Helicopter for transportation after the transfer of ownership.

8.4.2 Products other than Helicopters

The transfer of ownership of any Products other than Helicopters shall take place:

- at the Seller's facility, at the time of their collection by the forwarding agent appointed by the Customer, or

- in case of Products delivered CIP or DAP, at the mentioned delivery place, and shall be subject to the prior performance by the Customer of its obligations in particular the full payment of the delivered Products and interest, if any.

As a result, should the Customer fail to pay according to the contractual payment terms, the Seller reserves the right to terminate the Contract through notification sent by registered letter and, if the Products are already delivered, to demand that said Products be returned.

If the laws of the country where the Products are delivered do not allow the Seller to regain ownership, the Seller shall be entitled to benefit from any other rights that such laws may confer. The Customer shall implement all measures necessary to protect the Seller's aforementioned rights. In all cases, this will not prevent the Seller from claiming any damages.

Risk of loss or damage to the Products is transferred to the Customer at the time of delivery of the Products by the Seller as determined by the agreed Incoterms® 2010.

8.5 Adherence to the delivery date

Adherence to the delivery date is conditioned upon the Customer fulfilling all of its contractual obligations.

9 - WARRANTY

9.1 General

The Seller warrants that the Products and Services provided, except the turbine engine(s), specific equipment with a STC mentioned in the Contract (if any) and MEGHAS avionics equipment, are free from defects in material and workmanship under normal use and service and that software identified in the applicable Helicopter specification substantially provides the functions set forth in the said specification or in the applicable SB.

The turbine engine(s) as well as the MEGHAS avionics equipment installed in the Helicopter and STCs equipment identified in the Purchase Order are covered by the warranty granted by the manufacturers of these items (Safran Helicopter Engines, Pratt & Whitney and Thales and the STC holder), the benefits of which the Seller hereby assigns on to the Customer who hereby acknowledges and accepts such assignment.

As soon as possible but no later than fifteen (15) calendar days after the discovery of a defect, the Customer shall furnish to the Seller, by using a warranty claim form provided by the Seller, the full details of its claim and the basis thereof. As soon as it receives the said form, the Seller will forward to the Customer a warranty claim acknowledgment and a RMA form. Within fifteen (15) calendar days following the receipt of such documents the Customer shall return the allegedly defective Parts to the Seller. If the Customer fails to return the allegedly defective Parts in due time, the Seller reserves the right to invoice the replacement Parts which have been ordered or produced for the Customer at the price stated in the relevant Seller's price list in force, or in the relevant Quotation.

The Seller will compensate reasonable transportation costs outbound from the Customer premises to the Seller's premises for the repairable Parts for which the benefit of the warranty has been granted by the Seller. The Customer shall send the invoice to the

Seller by the end of each quarter and in any case not later than three (3) months after the acceptance by the Seller of the warranty claim. Corresponding credit notification will be issued on a quarterly basis by the Seller and shall be applicable to Spare Parts and/or R&O invoice(s). Insurance, customs expenses and other charges as well as the expenses incurred by the Customer for the removal, re-installation, calibration and troubleshooting operations with respect to such Parts shall be borne by the Customer.

However, during the first year of the warranty of a new civil Helicopter (except H215 one), for each valid warranty claim, the Seller will compensate in kind the Customer for reasonable labour charges related to warranty issues on the basis of removal and re-installation of the concerned Part(s) (troubleshooting excluded). These labour charges flat rates in force are defined by the Seller per category and are available to the Customer on request. Such compensation shall be cumulated on a monthly basis under the form of a credit which shall be valid for one (1) year and shall be used by the Customers for paying ordered Spare Parts. If applicable, the Customer hereby authorizes the Seller to grant the credit to the company who manages and performs the warranty claim on its behalf for the final benefit of the said Customer.

Said credit(s) shall not apply in case of Customer's default, such as, but not limited to, late payment and payment failure. For Parts for which the benefit of the warranty has been granted by the Seller, the return transportation costs to the Customer premises shall be borne by the Seller.

The warranty exclusions are as follows:

- Parts and any associated costs incurred for scheduled maintenance, or
- if the Customer has failed to notify the Seller of its warranty claim within two (2) weeks from the failure occurrence date, or
- if the supply and/or any part thereof is stored, freighted, operated, maintained, installed, repaired or overhauled otherwise than in accordance with the manuals, documentation and instructions delivered by the Seller, or
- in the event that maintenance activities have not been properly entered in the appropriate logbook (or in case of failure to produce the logbook to the Seller if so requested), or
- if the defective Product or any part thereof has been repaired or altered otherwise than as instructed by the Seller or its subcontractors/suppliers, or
- if the Product or any part thereof has suffered an accident, or
- in the event of a defect that is the result of normal wear and tear, or
- if the Product has not been delivered by the Seller, or
- if such Product or any part thereof is not properly stored and protected in accordance with instructions delivered by the Seller, or
- if the defect is partly or wholly caused by a defective item not provided by the Seller, or
- if the software or the host media is exposed to any computer virus or to any conditions in excess of those published in the applicable manuals, documentation and instructions delivered by the Seller, as well as any alteration and/or modification not validated by the Seller, having an impact on the software, or
- normal wear and tear of item(s) such as, but not limited to, seals, tires, inner tubes, bulbs, packings and similar consumables parts. The warranty is granted to the Customer personally.

As a consequence, should the Customer sell a Helicopter during the warranty period, it undertakes to notify the Seller of the new owner's name at the time of the transfer of title. Notwithstanding, any request for warranty transfer to any third party within the six (6) months following the Helicopter's delivery is subject to the prior written consent of the Seller. Should the Customer want the warranty to be managed by a third party, it shall then provide the Seller with a power of attorney authorizing the said third party to act on its behalf. The warranty constitutes the Seller's sole liability in case of breach of the warranty obligation, and is exclusive and in lieu of any other warranty or remedy available under the Contract or at law.

9.2 Warranty period

The Seller's obligation under the warranty is limited to the repair - or replacement at

the Seller's discretion - of the allegedly defective Products or Services that have been returned to its facility and, at the time of any repair or replacement have been recognized by the Seller after expert investigation as defective. To be eligible under this warranty, the alleged failure must have occurred within the time-limits mentioned here-after:

- For new civil Helicopter(s) (except H215 one) in baseline definition and installed optional equipment:
 - Within two thousand (2,000) flying hours or thirty six (36) months after their acceptance at the Seller's factory, whichever event occurs first.
- For Spare Part(s) and SB kit(s):
 - Within one thousand (1,000) flying hours or twelve (12) months from the time they are fitted to the Helicopters or twenty four (24) months after their delivery from the Seller's factory, whichever event occurs first.
- For tool(s):
 - Within twenty four (24) months after their delivery from the Seller's factory.
- For Training Item(s):
 - Within the twelve (12) months after their delivery from the Seller's factory.
- For repaired, overhauled and standard exchange Items, and used Part(s):
 - Within five hundred (500) flying hours or six (6) months from the time they are fitted to the Helicopters or twelve (12) months after their delivery from the Seller's site, whichever event occurs first. For repaired Item, the warranty is limited to the repair done and/or the Parts replaced.
- For tools repaired, overhauled or returned for calibration:
 - Within twelve (12) months after their delivery from the Seller's site.
- For workmanship:
 - Within five hundred (500) flying hours or six (6) months from the signature date of the acceptance certificate by both Parties, whichever event occurs first.
- Warranty periods in case of sale of pre-owned Helicopter(s) are defined in the relevant Specific Annex.

Software identified in the applicable Helicopter specification shall only be considered as non-conforming, if there are substantial deviations of the functions supported by software from the Helicopter specifications. The Seller will, at its sole discretion, remedy such non-conforming software for the considered Helicopter by providing a correction release of the software or by finding a reasonable workaround. The Customer shall supply the Seller with all necessary information and documentation in its possession, to enable the Seller to investigate and rectify such non-conforming software. The Seller warrants the software identified in the applicable Helicopter specification provided that the alleged warranty is notified by the Customer to the Seller within one hundred and eighty (180) calendar days from the date of delivery of the Helicopter to the Customer.

The warranty conditions for software embedded in the delivered Spare Parts or in the delivered repaired/overhauled/ standard exchange Item shall be the ones applicable to the software delivered with the Helicopter, as mentioned in the previous paragraph.

Any SaaS, including any and all of their supporting elements and content, are provided "as is" and "as available". The warranty period on the repaired or replaced part(s) shall be the warranty period that was remaining on the respective defective part. The part(s) removed for which the Seller supplies a replacement part(s) shall become the property of the Seller.

9-3 German legal warranty

For Contracts governed by German law, the German legal warranty (Sachmängelhaftung) supersedes the standard warranty conditions described here above for the first twelve (12) months. During this period, and provided that the German legal warranty is applicable, the Seller may elect to repair or replace the defective Products.

10 - CONFIDENTIALITY

During the performance of the Contract, the proprietary information of the Parties shall be protected as follows: the term "Proprietary Information" shall mean any information or data in whatever form (either in writing or orally, subject to the conditions set forth hereinafter, and including but not limited to any written or printed documents, samples,

models or any means of disclosing such Proprietary Information that the disclosing Party may elect to use during the life of the Contract), disclosed by either Party to the other and which is designated as proprietary to the disclosing Party by an appropriate stamp, legend or any other notice in writing, or when disclosed orally, has been identified as proprietary at the time of disclosure and has been promptly (thirty (30) calendar days at the latest) confirmed and designated in writing as Proprietary Information of the disclosing Party.

The receiving Party hereby covenants that, from the effective date of the Contract, the Proprietary Information received from the disclosing Party shall:

- a) be protected and kept in strict confidence by the receiving Party, which must use the same degree of precaution and safeguards as it uses to protect its own Proprietary Information of like importance, but in no case any less than reasonable care; and
- b) be only disclosed to and used by those persons within the receiving Party's organization who have a need to know and solely for the purpose specified in the Contract; and
- c) not be used, in whole or in part, for any purpose other than the purpose of the Contract without the prior written consent of the disclosing Party; and
- d) neither be disclosed nor caused to be disclosed, whether directly or indirectly to any third party or persons other than those mentioned in subparagraph b) above; and
- e) neither be copied nor otherwise reproduced nor duplicated, in whole or in part, where such copying, reproduction or duplication has not been specifically authorized in writing by the disclosing Party.

Any Proprietary Information and copies thereof disclosed by either Party to the other shall, subject to any third party rights, remain the property of the disclosing Party and shall be immediately returned by the receiving Party upon request.

11 - INTELLECTUAL PROPERTY

The Seller retains all rights in respect of developments, inventions, know-how, production procedures and any intellectual property rights relating to the Products and/or Services.

Nothing in the SCS shall be construed as a legal transfer of or licence to (other than specified hereafter), any patent, utility or design model, copyright, trademark, know-how or other intellectual property right. Copying and/or reproducing and/or communication and/or transmission to a third party of Seller's Products or Services or technical information or publications or training manuals, either wholly or partially, without the Seller's written express approval is strictly forbidden (except for the copying by the Customer of technical documentation provided by the Seller exclusively for the purposes of operation and maintenance of the Helicopters by the Customer).

The Seller grants the Customer a non-exclusive, non-transferable licence to use

- a SaaS for the purposes of operating and/or maintaining helicopters and/or
- the executable form of the software on the related Product, for the purposes of operating the Helicopters.

This licence does not entitle the Customer to receive free of charge updates of such software. The Customer shall not decompile, disassemble, modify, reverse assemble, reverse engineer or reduce to human readable form, the software and/or any SaaS except to the extent the foregoing restriction is, by operation of applicable law, prohibited or of no effect.

12 - LIABILITY

Notwithstanding any provision to the contrary in the Contract or elsewhere, the total and cumulated liability of the Seller under the Contract, due to any and all causes whatsoever, whether based on breach of contract or in tort or otherwise, shall in no event exceed in aggregate an amount equivalent to ten per cent (10%) of the total net Contract price.

The above limitation shall not apply in the event of gross negligence, wilful misconduct, death or bodily injury. Each Party shall be responsible for death or bodily injury arising to its own personnel, whatever the cause. The Parties therefore waive the right to any claim against the other in this respect, except if such death or bodily injury is caused by the gross negligence or wilful misconduct of the other Party.

In no event shall the Parties be liable for any indirect, consequential, incidental, special or punitive damages of any kind, including, but not limited to, damages for any loss of use or profit, loss of assets, loss resulting from business disruption, loss of goodwill or loss of contractual opportunity by the other Party.

To the extent permitted at law, the Seller's obligations and liabilities and the Customer's

rights and remedies as set forth in the Contract are exclusive and are in replacement of any and all other remedies under law or otherwise.

13 - FORCE MAJEURE AND EXCUSABLE DELAY

13.1 Force majeure

The Seller shall not be held responsible for failure to perform or delay in performing any of the contractual obligations of the Contract if such failure or delay is due to, but not limited to:

- acts of God, war, insurrection, epidemics, sabotage, labour disputes, strikes, lock-outs, shortages of labour, interruption or delays in transportation, fire, explosion, equipment or machinery breakdown, failure or delays of the Seller's sources of supply, shortage in material or energy, or
- acts, orders or priorities resulting from any government action, national or international authorities, or
- acts caused by any supplier or subcontractor of the Seller (or lower level subcontractor or supplier), or
- a bankruptcy or insolvency event concerning any supplier or subcontractor (or lower level subcontractor or supplier), or
- any other case beyond the reasonable control of the Seller.

For the avoidance of doubt, the delay or absence of payment by the Customer cannot be considered by it as a case of force majeure. In case of force majeure, the contractual delivery date shall be extended by such period of time reasonably required to remove and/or overcome the event of force majeure and its effects.

13.2 Excusable delay

Any postponement of the contractual dates due to the following causes shall not constitute a delay:

- a) BFE/CFE not delivered according to the schedule stated in the Contract or found defective and which consequently requires to be replaced by the Customer or,
- b) Changes or additions to the Contract requested by the Customer or,
- c) Any failure or omission by the Customer to perform its obligations set forth in the Contract.

Any additional costs incurred by the Seller as a result of the occurrence of one of the above events shall be invoiced by the Seller and paid by the Customer over and above the Contract Price.

14 - TERMINATION

14.1 Extraordinary termination

Each Party may immediately terminate or reduce the scope of the Contract by notice in writing to the other Party if:

- A petition is filed, a notice is given, a resolution or a court order is passed in connection with the winding up of the other Party, or
- The other Party becomes bankrupt or insolvent.

14.2 Termination for default

A Party may terminate all or part of the Contract for default of the other Party in the event that the other Party persistently fails to perform its obligations and despite the non-defaulting Party having notified by acknowledgment of receipt the defaulting Party to take adequate corrective measures and provided no such measures have been proven to have been taken within a period of two (2) months, following the above notice. The termination shall occur without any specific formality other than the above notice.

In the case of termination for default, the following shall apply:

- In case of default of the Customer:

a) the Customer shall reimburse the Seller for all costs (including but not limited to raw materials, labour, overhead, storage and financial fees) incurred by the Seller or which the Seller could not avoid incurring (including termination indemnities, if any, under the contracts between the Seller and its subcontractors or suppliers or under the second level contracts or subcontracts),

b) the Customer shall pay to the Seller a termination indemnity equal to ten per cent (10%) of the contractual price as well as an indemnity equal to the damages sustained by the Seller,

c) the Customer shall indemnify the Seller in case other remedies are available by the Customer under the Contract, than those mentioned under paragraphs a) to b) above, and

d) the Seller shall be entitled to retain any payments already made by the Customer, until an agreement is found on the above or the dispute resolution has been implemented and a decision has been taken in consequence.

- In case of default of the Seller:

a) the Seller shall be entitled to deliver the remaining non-faulty Products and render the remaining non-faulty Services, and shall be paid the corresponding price thereof,

b) the Seller shall return to the Customer all the BFE/CFE remaining in its premises, once the Products are delivered and/or the Services are rendered,

c) the Seller shall refund the Customer, the amount of the down payment which refers to the unfulfilled part of the Contract, and

d) the Customer shall possibly apply the liquidated damages, if any.

14.3 Termination for force majeure

13.1 which lasts more than six (6) consecutive months, the Parties shall meet in order to determine under which conditions they wish to pursue the Contract or if they do not reach an agreement within a one (1) month period, either Party shall be entitled to terminate the Contract, without being entitled to claim for any damages or compensation in any form whatsoever from the other.

15 - APPLICABLE LAW AND DISPUTE RESOLUTION

The Contract shall be governed by German law for the sale of Products and/or Services by Airbus Helicopters Deutschland GmbH and by French law for the sale of Products and/or Services by Airbus Helicopters. Irrespective of the applicable law, the United Nations Convention for the international sale of goods is excluded.

The Parties shall attempt to amicably settle any dispute, controversy or claim arising out of or in connection with the Contract. If two (2) months after the occurrence of such dispute, controversy or claim, the Parties have failed to reach an agreement, then the dispute, controversy or claim, depending on the contractual aggregate amount shall be settled as follows:

- A dispute will be finally settled under the rules of arbitration of the International Chamber of Commerce (ICC) by three (3) arbitrators appointed in accordance with the said rules.

- In the specific case of a dispute of which the aggregate amount does not exceed ten million (10 000 000) Euros, the Parties agree to opt for a fast track arbitration process in accordance with the ICC rules.

The place of arbitration shall be Geneva (Switzerland) and the language of the arbitration shall be English.

However, in all cases, should the Seller elect to choose a local court jurisdiction due to arbitration not being adapted to the specific nature of the dispute, in particular the need for immediate injunctive relief or to recover sums due, then such local court will be competent to settle the dispute. The Parties hereby consent and agree to be subject to the jurisdiction of the aforesaid courts and/or arbitration and, to the greatest extent permitted by the applicable law, the Parties hereby waive any right to seek to avoid the jurisdiction of the above courts on the basis of the doctrine of forum non conveniens.

Unless otherwise agreed by both Parties, the fact that any dispute has been referred to arbitration pursuant to this article shall not relieve either Party from any of its obligations

as set out in the Contract.

16 - DATA EXCHANGE

16.1 General

In order to improve the Products, their reliability and availability and the Customer services, the Seller has set up a data exchange process based on maintenance and operational data coming from the Customer's helicopters in service. The Data will notably consist of:

- Helicopter data generated by on-board recording systems,

- information system data, such as maintenance, operation, logistics and airworthiness data and

- data loaded to, transmitted by and/or stored as well as data generated by the SaaS as a result of the use of the SaaS.

For these purposes, the Customer, or its designated entity for operations and/or maintenance, hereby authorizes the Seller on a free and non-exclusively basis:

- to collect such Data.

- to use the Data to create processed data (Data which is reconciliated, enriched, qualified and selected by the Seller)

- for the Seller's and its Customer Centers' use,
- for the use of the engine manufacturer and the Seller's main suppliers bound by confidentiality obligations,
- for the Customer's use subject to a specific agreement,

Such use of the processed Data shall be for the purpose of, but not limited to, current business activities such as trend monitoring, benchmarking, data mining, performance calculation, statistical or predictive analysis, data aggregation, report issuance, studies, summaries, analyses, reports or oral discussions thereof.

The processed Data are de-identified and anonymized, not enabling to identify the Customer and/or its designated entity.

As applicable, the Customer shall cause its designated entity for operations and/or maintenance to abide by the provisions of this article 16.

16.2 Data confidentiality and intellectual property

The Parties agree that any and all Data disclosed by the Customer or its designated entity to the Seller shall be deemed confidential. Nevertheless, after achievement of the de-identification process, the outcome of analysis, studies, statistics, results performed by the Seller and based on such Data shall not be deemed confidential anymore, therefore the Seller shall be entitled to use it in the conditions defined in the foregoing paragraph.

The Seller owns all foreground intellectual property based on such Data exchange notably with regards to the processed Data, the result of any and all analysis, studies or statistics performed by the Seller.

Notwithstanding the confidentiality obligations here above, the Seller may disclose the Data

- to the Seller's officers, employees, professional advisers, insurers, agents, subcontractors and suppliers who have a need to access the Data for the performance of their work with respect to the permitted purpose and who are bound by a written agreement or professional obligation to protect the confidentiality of the Data.

- to any governmental agency or judge legally authorized to have access to the Data.

16.3 Data related liability

Notwithstanding anything to the contrary in the Contract, the Seller or its Customer Centers shall not be liable toward the Customer or its designated entity in the frame of the analysis of the Data and/or in connection with the Customer's helicopter maintenance, repair and flight operations as a result of the disclosure of confidential information by the Customer or its designated entity to the Seller or its Customer Centers or as the result of any exchange or analysis of information collected through the process.

17 - MISCELLANEOUS

These SCS along with the applicable Specific Annex(es) and Purchase Order (or Order) constitute the entire agreement between the Seller and the Customer. They supersede all previous communications and/or agreements either oral or written, between the Seller and the Customer with respect to the Products or Services.

In the event that one (1) or more of the articles provided for in these SCS is deemed invalid or unenforceable, the remaining provisions shall remain entirely valid and applicable.

English shall be the language of the Contract. Both Parties shall use English as the language to exchange, issue and deliver information, documentation and notices, and any related documents excluding those documents which might be produced by a governmental institution in the local language.

In the Contract, unless the contrary intention appears:

- headings are for the purpose of convenient reference only and do not form part of the Contract;

- where the last day of any period prescribed for the doing of an action falls on a day which is not a working day in the country of the applicable law, the action shall be done no later than the end of the next working day.

In case of any contradictions and discrepancies between the parts of the Contract, precedence shall be given in the following decreasing order:

1) Purchase Order, Order or Order Confirmation (as applicable)

2) Present SCS

3) Specific Annex(es)

4) Other Annexes and/or appendices in their order of appearance.

The provisions of the confidentiality, intellectual property, liability, applicable law and dispute resolution articles of the Contract shall survive and continue to have effect after the termination or expiry for any reason whatsoever of the Contract, and for a period of thirty (30) years thereafter.

No term or provision hereof will be considered waived by either Party, and no breach excused by either Party, unless such waiver or consent is in writing and signed by the Party against whom the waiver is asserted. No consent by either Party to, or waiver of, a breach by either Party, whether express or implied, will constitute a consent to, waiver of, or excuse of any other, different or subsequent breach by either Party.

The relationship between the Seller and the Customer is solely that of purchaser and seller. No joint venture or partnership is intended nor will any be construed from the Contract. Neither Party will have the authority to enter into contracts on behalf of or bind the other in any respect.

The Customer shall not be entitled, without the prior written consent of the Seller, to assign or transfer to a third party all or part of the rights and obligations under the Contract..

STANDARD CONDITIONS OF SALE SPECIFIC ANNEX APPLYING TO THE SALE OF SPARE PARTS

B1 - GENERAL

This Specific Annex is applicable to sale of Spare Parts, including tools, SB kits and STCs performed by the Seller to any Customer in order to maintain and/or operate Helicopters.

B2 - DELIVERY AND INCOTERMS

Unless the Contract stipulates another Incoterm, Spare Parts shall be delivered packed Free Carrier (FCA) Incoterms® 2010 at the Seller's site or logistic platform as specified in the Purchase Order.

In case of unavailability of the Spare Parts or of raw material, the Seller shall be entitled to make partial deliveries.

B3 - AOG PURCHASE ORDERS SPECIFICITIES

B3-1 Planned Purchase Orders

Purchase Orders of Spare Parts shall be considered as planned Purchased Orders if the requested delivery date is above two (2) weeks from the date of receipt by the Seller of a valid Customer's Order (Order Date), under FCA Incoterms® 2010 defined in Article B2. In case of complete or partial modification of the Order, the date of receipt shall be updated accordingly.

For each Order line of any planned and confirmed Purchased Orders, the Seller shall commit on delivery performance, except for critical part(s) as mentioned in the Order Confirmation. In case of late delivery, the Seller will grant to the Customer a credit under the conditions defined hereafter:

- If the Spare Part(s) ordered is(are) "on collection" as identified in the Seller's price list in force and is(are) delivered by the Seller after the delivery date requested by the Customer, the credit per delayed Spare Part shall depend on the timeframe between the requested delivery date and the Order Date, under FCA Incoterms® 2010 defined in Article B2, as follows:

- Timeframe of fifteen (15) calendar days up to thirty (30) calendar days: eight (8) per cent of the invoiced value of the Spare Part; the total credit per Order's line shall not exceed four thousand (4 000) euros;
- Timeframe of thirty one (31) calendar days up to sixty (60) calendar days: twelve (12) per cent of the invoiced value of the Spare Part; the total credit per Order's line shall not exceed six thousand (6 000) euros;
- Timeframe of more than sixty one (61) calendar days: sixteen (16) per cent of the invoiced value of the Spare Part; the total credit per Order's line shall not exceed eight thousand (8 000) euros.

If the Spare Part(s) ordered is(are) "on demand" as identified in the Seller's price list in force, the Seller shall propose a delivery date and commit on it in the Order Confirmation. If the Seller delivers the Spare Part(s) on demand after the said committed delivery date, the credit per delayed Spare Part shall equal to sixteen (16) per cent of the invoiced value of the Spare Part; the total credit per Order's line shall not exceed eight thousand (8 000) euros.

- The credit shall not apply in case of an event disrupting the logistic flow for reasons not attributable to the Seller.

- The eligible credits shall be cumulated from 1st of January to 31st December of year n and the related total amount will be then granted under the form of a credit which shall be valid from 1st of April until 31st December of year n+1 and shall be used by the Customers for paying ordered Spare Parts. Said credit shall not apply in case of Customer's default, such as, but not limited to, late payment and payment default.

If the Contract stipulates another Incoterm than FCA Incoterms® 2010, the conditions for allocating the credit are subject to adjustments and shall be agreed between the Parties.

B3-2 Rush Purchase Orders

The Rush Purchase Order is an Order with a requested delivery time below two (2) weeks from the date of its receipt by the Seller, the Customer not being in AOG situation.

B3-3 AOG Purchase Orders

To guarantee an efficient service to the Customer and respond quickly to any situation where the Customer's Helicopter is AOG, the Seller provides a twenty four (24) hours a day/seven (7) days a week AOG service. The AOG service is available for Orders of Spare Parts which are essential to put a Helicopter back into service or to enable it to perform its mission.

Any Spare Parts listed in the Seller's illustrated Parts catalog can be ordered by the Customer via AOG service, except main assemblies, raw materials, ingredients and hazardous materials. The AOG service is provided to the Customer at the price stated in the relevant Seller's price list in force or in the relevant Quotation plus a surcharge fee of three hundred (300) euros (excluding transportation) charged per confirmed AOG Order. A flat rate for transportation cost will be added to the price of Spare Parts.

The Customer shall also mention in writing regarding any AOG Order placed to the Seller, the following information:

- Part number/ nomenclature
- Failure description and reason of removal
- Quantity required for the specific AOG
- Ship to address

The Seller, by sending an Order Confirmation, shall confirm in writing to the Customer the price and the delivery time within twelve (12) hours after receipt of the Customer's Order.

The Spare Parts already available in the Seller's inventory upon receiving the Order from the Customer will be delivered packed Carriage Insurance Paid (CIP) Incoterms® 2010 to the nearest international airport to the Customer and within seventy two (72) hours after receipt by the Seller of the Customer's Order, depending on the delivery location.

The Customer may order in AOG the concerned Spare Parts in accordance with the quantity fitted on the Helicopter. If several line items are ordered, the Seller has the right to make partial deliveries, depending on the availability of the Spare Parts.

The Customer shall check the Spare Parts provided in AOG conditions, notify any recognisable defects in a documented registered letter within forty eight (48) hours as from the date the Spare Parts have been received by the Customer and place them at Seller's disposal.

B4 - SB kit and STC

Unless otherwise specified, the kits originated from SB or STC modification are defined on the basis of the "as-delivered" configuration (i.e. the configuration of the Helicopter at the time of transfer of title from the Seller to the original customer). It is the responsibility of the Customer to make sure that the actual configuration of the Helicopter corresponds to the pre-mod configuration of the relevant SB or STC installation instruction. Any deviation of the actual configuration that requires the amendment of the SB or the STC installation instruction shall be charged to the Customer on a time and material basis.

Unless otherwise specified, the STC is sold to the Customer with the certification(s) as listed in the catalog and specified in the offer. It is the responsibility of the Customer to make sure that such certification(s) are acceptable to its competent airworthiness authority before the installation of the kit. The Seller will provide all reasonable support to the Customer for the additional certification or validation of the existing certification(s) at the latter's sole expense on a time and material basis.

The STC holder of the Product shall retain full responsibility for the type design definition its own Product (configuration, definition, necessary changes and continuing airworthiness). The Seller does not warrant the compatibility of the STC with future mandatory or non-mandatory modifications.

Contacts

For more information, please contact:

marketing-service.helicopters@airbus.com

Quotations and sales

support.trading.ah@airbus.com

AIRBUS

Airbus

Aéroport International Marseille Provence

13725 Marignane Cedex - France

©Airbus 2020 - All rights reserved. Airbus, its logo and product names are registered trademarks.

Airbus Helicopters reserves the right to make configuration and data changes at any time without notice. The facts and figures contained in this document and expressed in good faith do not constitute any offer or contract with Airbus Helicopters.

Concept design by Kaiman

Photos by DR - © Airbus Helicopters

Printed in France

Printed on PEFC certified paper originating from sustainable forests.

Tools & Ground Support Equipment 2020