

AIRBUS

HELICOPTERS
Service

Tools & Ground Support Equipment

H135-EC135 family

January 2020



Introduction

Dear Customers,

With the aim of continuously improving its services, Airbus Helicopters is pleased to present you its new Tools & Ground Support Equipment commercial catalog.

This catalog intends to illustrate the suite of specific Tools and Ground Support Equipment for O and I maintenance levels and the associated services that Airbus Helicopters offers to support your fleet operations. To facilitate its use, this document has been customized per Helicopter family.

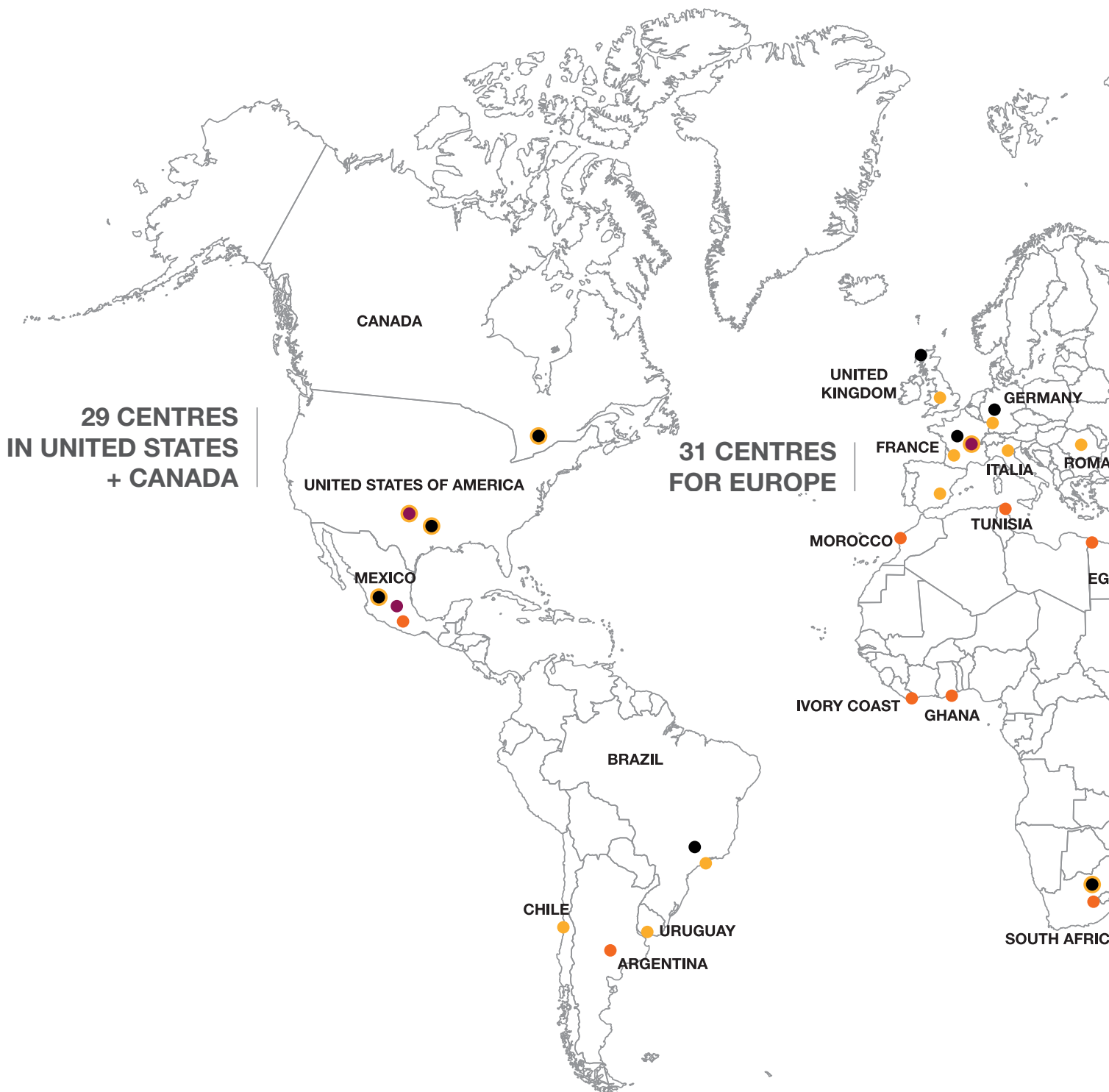
It is structured to assist the search of a Tool or Ground Support Equipment (GSE): either by ATA classification or by Tool Family. We trust this catalog will efficiently support you in your daily maintenance operations and planning.

Should you need any further information, please contact your Sales Manager.



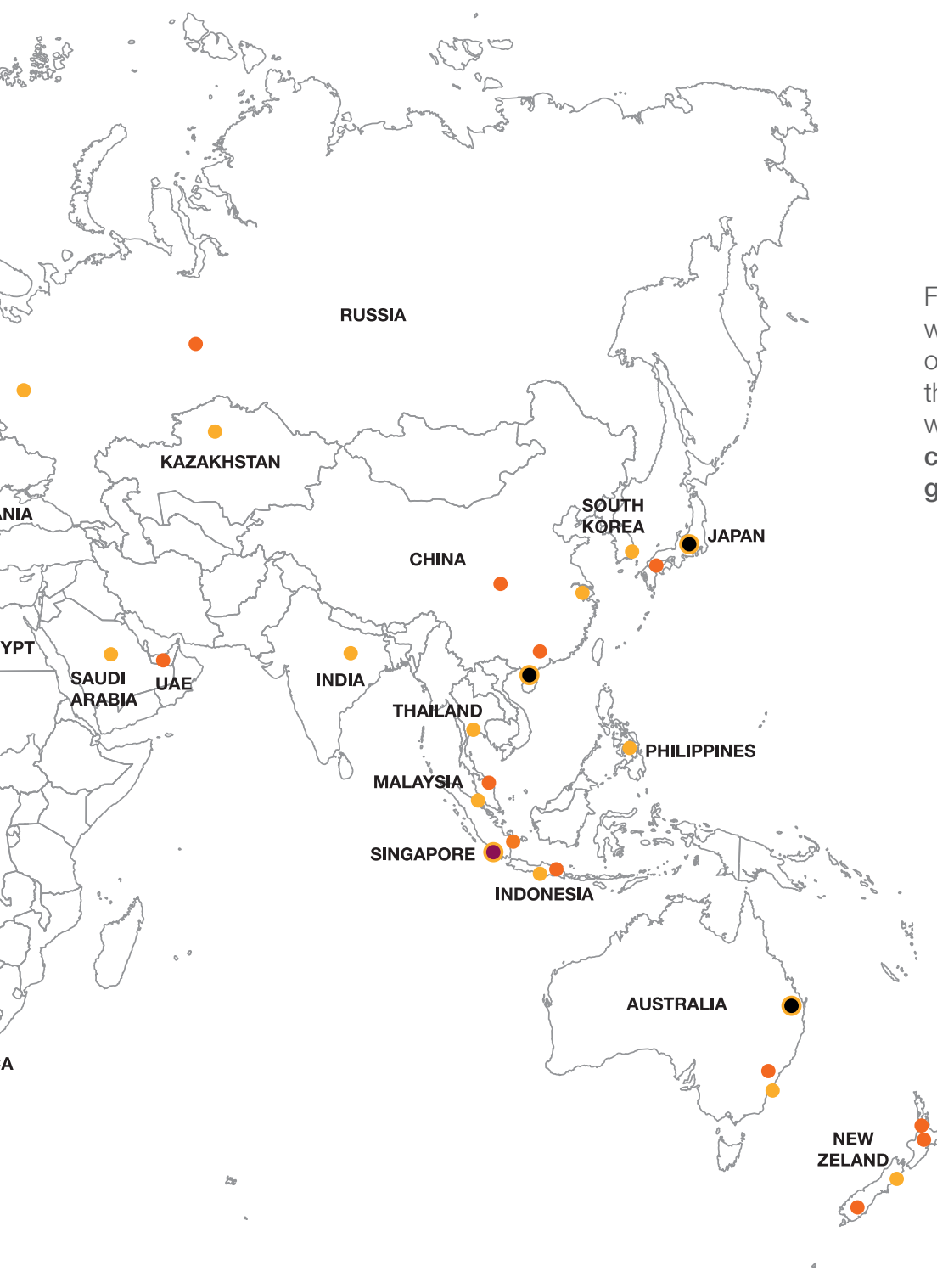
Thank you for your continued confidence in our services.
Airbus Helicopters

WHEREVER YOU OPERATE... WE SUPPORT YOU



**OUR GLOBAL NETWORK SPANS MORE THAN 150 COUNTRIES
WITH AN EXTENSIVE APPROVED MAINTENANCE NETWORK
LOCATED IN CLOSE PROXIMITY TO CUSTOMER FACILITIES:**

- 30 customer centres and affiliated sites.
- 96 service centres.
- 10 logistics hubs and local inventories,
as well as multiple local stock warehouses.
- 4 technical support hubs.



Find your service centre
with our Heli Presence App
on your mobile devices or
through our Airbus Helicopters
web site <https://www.airbus.com/helicopters/services/global-network-map.html>

User Guide

In order to get the most out of this catalog, you can locate a tool or Ground Support Equipment by ATA chapter or by tool family.

First by ATA chapter...



ATA

REFERENCE

DESIGNATION

PAGE

...Or by tool family

Our tool families

	Towing, mooring and immobilization tools
	Protections and covers, blanking for maintenance
	Portable cranes, slings, jacks and accessories
	Stands, platforms, jigs and trolleys
	Infrastructure
	Containers and Cases
	Safety and security equipment
	Extractors, guides and calibrated wrenches
	Testing, measurement and maintenance tools, benches
	Services and maintenance benches
	IT Devices
	Miscellaneous



Please note that depending on the catalog version, all the tool families may not be necessarily applicable.

How to read the product page

[Back to table of contents](#)

Portable cranes, slings, jacks and accessories

H1.75

Hoisting and Jack Accessories

DESCRIPTION

Accessories constituting the maintenance kit for lifting activities.

HYSTER®	ITEM NO.	DESCRIPTION	CU 1 BOPS	AK	LAWS	WEIGHT	SIZE	TYPE APPLICATION
MUT-M000000 Lifting Bin		Container for 50 kg or weighing capacity. (Luminous case)	□	30°/10	No	4 (kg)	COM-0003 mm	BC DR
T2000V 02 0000 Hydraulic Jack		800 mm height, 100 mm Rearward height, 100 mm Capacity 4000 kg	□	30°/10	No	30 (kg)	COM-0004 mm	AC00, AC01, AC02, AC03, AC04, AC05, AC06, AC07, AC08, AC09, AC10, AC11, AC12, AC13, AC14, AC15, AC16, AC17, AC18, AC19, AC20, AC21, AC22, AC23, AC24, AC25, AC26, AC27, AC28, AC29, AC30, AC31, AC32, AC33, AC34, AC35, AC36, AC37, AC38, AC39, AC40, AC41, AC42, AC43, AC44, AC45, AC46, AC47, AC48, AC49, AC50, AC51, AC52, AC53, AC54, AC55, AC56, AC57, AC58, AC59, AC60, AC61, AC62, AC63, AC64, AC65, AC66, AC67, AC68, AC69, AC70, AC71, AC72, AC73, AC74, AC75, AC76, AC77, AC78, AC79, AC80, AC81, AC82, AC83, AC84, AC85, AC86, AC87, AC88, AC89, AC90, AC91, AC92, AC93, AC94, AC95, AC96, AC97, AC98, AC99, AC100, AC101, AC102, AC103, AC104, AC105, AC106, AC107, AC108, AC109, AC110, AC111, AC112, AC113, AC114, AC115, AC116, AC117, AC118, AC119, AC120, AC121, AC122, AC123, AC124, AC125, AC126, AC127, AC128, AC129, AC130, AC131, AC132, AC133, AC134, AC135, AC136, AC137, AC138, AC139, AC140, AC141, AC142, AC143, AC144, AC145, AC146, AC147, AC148, AC149, AC150, AC151, AC152, AC153, AC154, AC155, AC156, AC157, AC158, AC159, AC160, AC161, AC162, AC163, AC164, AC165, AC166, AC167, AC168, AC169, AC170, AC171, AC172, AC173, AC174, AC175, AC176, AC177, AC178, AC179, AC180, AC181, AC182, AC183, AC184, AC185, AC186, AC187, AC188, AC189, AC190, AC191, AC192, AC193, AC194, AC195, AC196, AC197, AC198, AC199, AC200, AC201, AC202, AC203, AC204, AC205, AC206, AC207, AC208, AC209, AC210, AC211, AC212, AC213, AC214, AC215, AC216, AC217, AC218, AC219, AC220, AC221, AC222, AC223, AC224, AC225, AC226, AC227, AC228, AC229, AC230, AC231, AC232, AC233, AC234, AC235, AC236, AC237, AC238, AC239, AC240, AC241, AC242, AC243, AC244, AC245, AC246, AC247, AC248, AC249, AC250, AC251, AC252, AC253, AC254, AC255, AC256, AC257, AC258, AC259, AC260, AC261, AC262, AC263, AC264, AC265, AC266, AC267, AC268, AC269, AC270, AC271, AC272, AC273, AC274, AC275, AC276, AC277, AC278, AC279, AC280, AC281, AC282, AC283, AC284, AC285, AC286, AC287, AC288, AC289, AC290, AC291, AC292, AC293, AC294, AC295, AC296, AC297, AC298, AC299, AC300, AC301, AC302, AC303, AC304, AC305, AC306, AC307, AC308, AC309, AC310, AC311, AC312, AC313, AC314, AC315, AC316, AC317, AC318, AC319, AC320, AC321, AC322, AC323, AC324, AC325, AC326, AC327, AC328, AC329, AC330, AC331, AC332, AC333, AC334, AC335, AC336, AC337, AC338, AC339, AC340, AC341, AC342, AC343, AC344, AC345, AC346, AC347, AC348, AC349, AC350, AC351, AC352, AC353, AC354, AC355, AC356, AC357, AC358, AC359, AC360, AC361, AC362, AC363, AC364, AC365, AC366, AC367, AC368, AC369, AC370, AC371, AC372, AC373, AC374, AC375, AC376, AC377, AC378, AC379, AC380, AC381, AC382, AC383, AC384, AC385, AC386, AC387, AC388, AC389, AC390, AC391, AC392, AC393, AC394, AC395, AC396, AC397, AC398, AC399, AC400, AC401, AC402, AC403, AC404, AC405, AC406, AC407, AC408, AC409, AC410, AC411, AC412, AC413, AC414, AC415, AC416, AC417, AC418, AC419, AC420, AC421, AC422, AC423, AC424, AC425, AC426, AC427, AC428, AC429, AC430, AC431, AC432, AC433, AC434, AC435, AC436, AC437, AC438, AC439, AC440, AC441, AC442, AC443, AC444, AC445, AC446, AC447, AC448, AC449, AC450, AC451, AC452, AC453, AC454, AC455, AC456, AC457, AC458, AC459, AC460, AC461, AC462, AC463, AC464, AC465, AC466, AC467, AC468, AC469, AC470, AC471, AC472, AC473, AC474, AC475, AC476, AC477, AC478, AC479, AC480, AC481, AC482, AC483, AC484, AC485, AC486, AC487, AC488, AC489, AC490, AC491, AC492, AC493, AC494, AC495, AC496, AC497, AC498, AC499, AC500, AC501, AC502, AC503, AC504, AC505, AC506, AC507, AC508, AC509, AC510, AC511, AC512, AC513, AC514, AC515, AC516, AC517, AC518, AC519, AC520, AC521, AC522, AC523, AC524, AC525, AC526, AC527, AC528, AC529, AC530, AC531, AC532, AC533, AC534, AC535, AC536, AC537, AC538, AC539, AC540, AC541, AC542, AC543, AC544, AC545, AC546, AC547, AC548, AC549, AC550, AC551, AC552, AC553, AC554, AC555, AC556, AC557, AC558, AC559, AC560, AC561, AC562, AC563, AC564, AC565, AC566, AC567, AC568, AC569, AC570, AC571, AC572, AC573, AC574, AC575, AC576, AC577, AC578, AC579, AC580, AC

Tool Family
Helicopter Family
Tool Sub-Family

[illegible]

Reference

Important note

This document is a commercial catalog and cannot substitute the Aircraft Technical Data. As an example, the Aircraft applicability is given for indication only. It is the responsibility of the user of this catalog to check which Tools or Ground Support Equipment are compatible with the operated Aircraft (prerequisites, airworthiness requirements...).

The pictures displayed in this catalog are not contractual.

Airbus Helicopters reserves the right to make configuration and data changes at any time without prior notice. The data and figures contained in this document are expressed in good faith and do not constitute any offer or contract with Airbus Helicopters.

For any information, please contact your Sales Manager or send an email to Airbus Helicopters Marketing department:

marketing-services.helicopters@airbus.com

Table of contents

TOOLS & GSE by ATA 9

TOOLS & GSE description

Towing, mooring and immobilization tools

Tow bars	23
Twin wheels	24
Mooring rings	25
Blade folding and Immobilization tools	26

Protections and covers, blanking for maintenance

Helicopter/Fuselage covers	29
Fenestron/Window/Cabin covers	30
Pitot and static blanking	31
Flexible blanking	32
Rigid blanking	34

Portable cranes, slings, jacks and accessories

Hoisting	37
Cable/Strap hoisting	38
Jacks	39
Hoisting and Jack accessories	40

Stands, platforms, jigs and trolleys

Servicing platforms	43
Servicing trolleys	44
Support and Servicing assy	45
Ladders	46

Infrastructure

Mobile shelters	49
-----------------	----

Containers and Cases

Cases for Main/Tail Rotor Head/Main/Tail Gear Box	51
Containers for blade	52
Containers for Main/Tail Rotor Head/Main/Tail Gear Box	53
Containers for air transport	54

Extractors, guides and calibrated wrenches

Simple extracting or installing tools	57
Complex/Calibrated extracting or installing tools	66

Testing, measurement and maintenance tools, benches

Connectors, cables, electrical and IT adaptors	69
Cutoff boxes	70
Air Data Test Sets	71
Electrical test cases	72
Vibrations adjustment tools	74
Software loading benches	76
Fluids test cases (hydraulic, cooling, fuel, etc)	77
Fluids test accessories	79
Miscellaneous/simple mechanical tools	80

Services and maintenance benches

Ground Power Units and starters, battery chargers	83
Hydraulic benches, air cooling and accessories	84
Engine rinsing benches	85
Simple or standard pumps	86

IT Devices

Software	89
Fleet Management System (Soft & Hard)	93
Mission preparation stations	94

Miscellaneous

Mechanical toolbox or kits	97
Electrical toolbox or kits	98
Standard handtools or miscellaneous	99
Specific handtools or miscellaneous	100
Other miscellaneous	101
Qualified consumables	102

TOOLS & GSE Services 105

Standard Conditions of Sale 109



TOOLS & GSE

by ATA



ATA	REFERENCE	DESIGNATION	PAGE
07-00	L131M0003101	Lifting Brackets	40
07-01	RS0609A1A1A01	Helicopter Jack	39
07-01	L710M1009101H113-01	Lifting Bar	37
07-01	L070P10T1101	Lifting Fixture Assy	40
07-01	2075.00.00.00	Tail Boom Support	45
07-50	8527899013	Transport Container	54
07-51	L622P6001101	Rotor Hub-Shaft Transport Lock	80
08-01	D083P0001101	Weighing Bracket	39
08-01	L131M0002101	Weighing Bracket	39
09-01	2000.00.00.00	Towing Bar	23
09-10	L321P1002103	Ground Handling Wheel L/H	24
09-10	L090P0001101	Ground Handling Wheel L/H, Trakka compatible	24
09-10	L321P1003103	Ground Handling Wheel R/H	24
09-10	L090P0001102	Ground Handling Wheel R/H, Trakka compatible	24
09-10	L090P0002101	Retrofit Kit for standard GHW's (L321P1002103 and L321P1003103) to modify it into Trakka compatible GHW's	24
10-00	AB SH-1310	AERO-BULLE	49
10-01	48404253008000	Clamping Band	25
10-01	48404253.00800	Clamping Band	26
10-01	L854M5000101	Cross Tube Lashing Kit	25
10-01	229595-010	Maintenance Ladder	46
10-01	HMF-BG-135-700	Maintenance Platform	43
10-01	HMF-BG-135-710	Maintenance Platform	43
10-01	HMF-BG-135-730	Maintenance Platform, high Landing gear	43
10-01	HMF-BG-135-740	Maintenance Platform, high Landing gear	43
10-01	SR1444	Mooring Shackle/Tie down	25
10-01	L130M0003101	Planking Protection	33
10-01	L130M0004101	Planking Protection	32
10-01	48084253.005500	Short Tie Down Belts	25
10-10	L132M0010105	Avionics Deck Ventilation Inlet Cover	32



ATA	REFERENCE	DESIGNATION	PAGE
10-10	L132M0008101	Cowling Inlet Short-term Cover	33
10-10	L132M0004101	Cowling Inlet Short-term Cover	32
10-10	L132M0011101	Engine Inlet Short-term Cover	32
10-10	L132M0005101	Engine Inlet Short-term Cover	33
10-10	L132M0003101	Engine Outlet Short-term Cover	33
10-10	L132M0013102	Fenestron Cover	30
10-10	L132M0012102	Front Window Pane Short-term Cover	30
10-10	L132M0009101	Inlet Roof Short-term Cover	29
10-10	L132M0007101	Inlet Short-term Cover	30
10-10	L132M0010101	Lashbag Main Rotor Short-term Cover	32
10-10	L101P0022101	Lateral Air Intake Short-term Cover	32
10-10	L850P6001051	Long-term Covers	29
10-10	L101P61X1101	Main Rotor Head Cover	33
10-10	L132M0014101	Pitot Tube Short-term Cover	31
10-10	L132M1804101	Rotor Blade Strut	25
10-10	L101P0023101	Stabiliser Tip Protection Cover	32
10-10	L132M0016101	Storage/Transport Sack	101
10-10	L132M0015101	Temperature Sensor Short-term Cover	31
10-10	L132M0015102	Temperature Sensor Short-term Cover	31
10-10	L132M0012103	Windshield Short-term Cover	30
10-10	L132M0017102	Windshield Short-term Cover	30
12-10	B13990	Drain Tool	77
13-00	703A97687000	Loading Tool Kit with CMA9000 capability	76
13-00	703A97687100	Loading Tool Kit without CMA9000 capability	76
13-01	X135P50S0100	Data Collection Module V1.0	89
13-01	L135P63S0104	H135 P3 MGS V1.4 Configuration Files Package (UMS & FM) - MARMS 1.3	92
13-01	L135P64S0104	H135 P3 MGS V1.4 Configuration Files Package (UMS & FM) - MARMS 1.4	92
13-01	L135P63S0105	H135 P3 MGS V1.5 Configuration Files Package (UMS & FM) - MARMS 1.3	91
13-01	L135P64S0105	H135 P3 MGS V1.5 Configuration Files Package (UMS & FM) - MARMS 1.4	90



ATA	REFERENCE	DESIGNATION	PAGE
13-01	E135P61S0104	H135 P3H MGS V1.4 Configuration Files Package (HMS, UMS, FM & RTB) - Step 2+	91
13-01	E135P61S0105	H135 P3H MGS V1.5 Configuration Files Package (HMS, UMS, FM & RTB) - Step 2+	92
13-01	L135P61S0104	H135 T3 MGS V1.4 Configuration Files Package (UMS & FM) - MARMS 1.3	92
13-01	L135P62S0104	H135 T3 MGS V1.4 Configuration Files Package (UMS & FM) - MARMS 1.4	92
13-01	L135P61S0105	H135 T3 MGS V1.5 Configuration Files Package (UMS & FM) - MARMS 1.3	92
13-01	L135P62S0105	H135 T3 MGS V1.5 Configuration Files Package (UMS & FM) - MARMS 1.4	92
13-01	E135P63S0105	H135 T3H / P3H STEP3+ MGS CONFIG FILE PACKAGE	92
13-01	E135P62S0104	H135T3H STEP2+ MGS CONFIG FILE PACKAGE	91
13-01	E135P62S0105	H135T3H STEP2+ MGS CONFIG FILE PACKAGE	92
13-01	X135P11S0105	Maintenance Ground Station V1.5	89
13-10	L101P1003101	Inlet Barrier Filter (IBF) Short-term Cover	33
13-10	L101P1004101	Inlet Barrier Filter (IBF) Short-term Cover	32
13-65	117-31502W1	Alignment Device	63
18-01	TE-48710	Calibration Kit for Track and Balance	74
18-01	TE-48709	Stobex Kit for Track and Balance	74
18-01	1120-70706	Tracking Angle Assy	74
18-01	TE-48713	VXP Application Kit EC135/H135	74
18-01	TE-48714	VXP Application Kit EC135/H135 Driveshaft	74
18-01	TE-48708	VXP-AHD Basic Kit - Track and Balance	74
18-02	VXAP-135DS	Long Drive Shaft Honeywell Vibration Expert Track and Balance System Application Kit	75
18-02	VXAP-135	Main Rotor Honeywell Vibration Expert Track and Balance System Application Kit	75
18-02	L882M3163101	Wire Harness 163VB	75
18-10	TTT-135	Trim Tabs Measuring/Bending Tool	80
18-11	7310	Vibration Pick-up	74
20-01	ACT2100	Hydra-Krimp Hydraulic Crimp Tool Set	100
21-01	ASC3000	Air Conditioning Service-Station	77
21-01	8400902	Belt Tension Tester BTT HZ	73
21-01	ACTR5150A	Digital Manifold	84
21-01	RA18403	Multi-Head Fin Straightener	80



ATA	REFERENCE	DESIGNATION	PAGE
22-01	I35-AP TEST EN	Autopilot Test System	72
24-00	KA2010	Super Master Charger	83
24-01	HMF-BG-135-900	Mobile Ground Power Unit	83
24-01	6813A64	Sliding Caliper 1/4"-6"	99
24-40	C2205KG7A5	Electrical Converter 110/220V	69
25-01	ATS-260	Datasonic Acoustic Test Set	72
25-63	TS100	Test Set	73
25-63	TS200	Test Set	72
28-01	I60053	Fuel Pump Toolbox	59
28-01	X280P03T1101	Fuel Sump Drain Tool	77
28-01	L134M2801101	Fuel Tank Leakage Test Equipment	77
28-01	L134M2802101	Fuel Tank Montage Kit	100
28-01	L134M2803101	Leakage tests Shutter-Kit	81
28-01	L282P3801051	Suction De-fueling Unit	86
28-02	AE73638H	Fuel Tank Leakage Test	80
28-02	AE73655H	Fuel Tank Leakage Test	80
28-02	L281M8808101	Funnel	99
28-11	L133M2801101	Globe Extraction Tool	63
28-40	L281P7001120	Fuel Sensor Test Unit	73
29-00	L290P7002101	Hydraulic Hand Pump	86
29-01	L135P2902101	Filling Unit	84
29-01	L135M2903101	Hydraulic Bleeding Unit	77
29-01	L135M2904101	Hydraulic Pressure Gauge	78
29-01	L135M2905101	Hydraulic Pump Drive (110 V)	84
29-01	L135M2901101	Hydraulic Pump Drive (220 V)	84
29-01	6695-12-176-1699	Sampling Device	77
31-01	L882M3240966	FCDS CPDS Loading Tool Kit	76
31-02	B313P2001051	Aircraft Test Equipment Present Connector	93
31-02	L313P1001051	Cockpit Voice & Flight Data Recorder Test Equipment (Honeywell)	93



ATA	REFERENCE	DESIGNATION	PAGE
31-02	L313P2001051	Cockpit Voice & Flight Data Recorder Test Equipment (L3com)	93
31-02	D313P2023051	Cockpit Voice & Flight Data Recorder Test Equipment w/o PGS Software	93
31-02	X135P03S0543	PGS SW 3D	89
31-02	X135P02S0543	PGS SW Analysis	89
31-02	X135P01S0543	PGS SW Vision	89
31-71	L313P2000101	Miscellaneous Flight Data Acquisition Unit Upload cable	69
32-03	215371-0	Emergency Floatation System Digital Pressure Gauge	72
32-03	215370-0	Emergency Floatation System Distribution Manifold	72
32-03	215520-0	Emergency Floatation System Maintenance Kit	102
32-03	216175-0	Emergency Floatation System Packing Kit	80
32-03	215372-0	Emergency Floatation System Pressure Inlet	77
32-03	213594-0	Emergency Floatation System Vacuum Pump	86
32-10	L134M3201101	Assembly Gauge	63
33-02	X853P2001101	TRAKKA Searchlight Cover	29
33-02	1248.00.0000.00	TRAKKA Searchlight Trolley	44
33-03	FSL2100078	Nitrogen Purge Fill Kit	77
34-00	On Request	SIRINA Mission Preparation Station	94
34-01	AHRS-ECD	Aircraft Heading Reference System Compensation Box	72
34-01	DMAK-EC135	Pitot Static Test Adaptor Kit	71
34-01	01-1001-05(110V)	Read-out Equipment for ADC and AHRS values	72
34-01	01-1001-05(220V)	Read-out Equipment for ADC and AHRS values	72
45-00	703a97672400	Flight Control Display System - Central Panel Display System Configuration Tool	76
46-00	X467P45S0124	Electronic Flight Bag Mission Ground Station	90
46-00	E467P71S0201	HFDM Converter Database Step2+	90
46-00	E467P71S0301	HFDM Converter Database Step3+	89
46-00	X467P70S0103	HFDM Converter V1.3	90
46-00	E467P74S0201	P3H/T3H HFDM Database for PGS 3D Basic Step2+	90
46-00	E467P74S0301	P3H/T3H HFDM Database for PGS 3D Basic Step3+	90
46-00	X467P48S0101	Raster Tool V 1.0	89



ATA	REFERENCE	DESIGNATION	PAGE
46-00	E467P73S0201	T3H/P3H HFDM Database for PGS Analysis Step2+	91
46-00	E467P73S0301	T3H/P3H HFDM Database for PGS Analysis Step3+	89
46-00	E467P72S0201	T3H/P3H HFDM Database for PGS Visio Step2+	90
46-00	E467P72S0301	T3H/P3H HFDM Database for PGS Visio Step3+	89
46-01	X467P41S0500	Airbus Helicopters Data Loader V5	90
46-01	E467P43S0400	H135 P3H H/C 2 MFD Package for AHD L V4.0	90
46-01	E467P41S0400	H135 P3H H/C Package for AHD L V4.0	91
46-01	E467P41S0500	H135 P3H H/C Package for AHD L V5.0	91
46-01	E467P44S0400	H135 T3H H/C 2 MFD Package for AHD L V4.0	91
46-01	E467P42S0400	H135 T3H H/C Package for AHD L V4.0	91
46-01	E467P42S0500	H135 T3H H/C Package for AHD L V5.0	91
53-01	L535G1001102	Tail Boom Sling	38
53-01	L535P0001951	Tail Boom Stand complete	43
53-50	S8201-L535A1501101	Alignment Device	63
53-50	L535G1001101	Tail Boom Sling	38
56-01	3650000	Retractor Tool for Window Exchange	59
62-00	L620P5001951	Main Rotor Mast Tool Set- new Mast Nut	66
62-01	L621M1010056D811-01	Bonding Fixture Pitch Horn Bushing	62
62-01	L621M1010052D811-01	Bonding Fixture Teflon Liner	62
62-01	Schaumeinsatz-EC135	Inlay for MRB Transport Container	52
62-01	L133M6203101	Main Rotor Blades Bushings Mounting Tool	62
62-01	L136M0001101	Main Rotor Blades Container	52
62-01	L133M6204101	Main Rotor Blades Damper Puller	60
62-01	HMF-BG-135-500	Main Rotor Blades Support	44
62-01	L133M6201101	Main Rotor Clamping Device	62
62-01	L621M1010056G813-01	Spherical Bearing Axial Clearance Testing Tool	62
62-02	55095-120	Ball Bearing Puller	62
62-02	55100-010	Ball Bearing Puller Yoke	61
62-02	L622P3001101	Bushing Replacement Set	59



ATA	REFERENCE	DESIGNATION	PAGE
62-02	1X56136858	Counterholder Power Wrench	100
62-02	1X25166856	Drift	61
62-02	1X25166857	Drift	61
62-02	1X46182024	Groove Nut	61
62-02	1X46175575	Hub Shaft Nut Fixture Assy	61
62-02	L622P3006101	Hydraulic Tool-Bushings Rotor Shaft	100
62-02	L133M6705101	Main Rotor Controls Fixing Clamp	80
62-02	1X53166817	Main Rotor Hub Shaft Puller	61
62-02	1X56122294	Main Rotor Hub Shaft Spindles	61
62-02	VR-L11-0010	Pretensioning Device	57
62-02	1X36166807	Socket Wrench	61
62-03	083561	Lubricating Pump Accessory	99
62-03	L623M2005101G315-01	Mixing Lever Unit End-size	62
62-05	L623M4002104D343-01	Force-Fit Tool	60
62-05	L623M1003110D343-02	Pressing-in/out Tool	60
62-05	L623M4002104D343-02	Pressing-in/out Tool	60
62-05	105-40001W1-010	Storage Case	51
62-06	L134M6705101	Control Rod Alignment Gauge	66
62-21	L661P1801101	Blade Folding Basic Kit	26
62-21	L661P1001051	Main Rotor Blades Folding	26
62-31	L133M6205101	Press Out/Fit Tool	63
63-01	105-60701W6	Input Shaft Assembly Device	66
63-01	L133M6301101	Mounting Tool	60
63-02	1X25170015	Drift	60
63-02	1X25170023	Drift	60
63-02	1X54176875	Drift	60
63-02	1X46174756	Drift/Thrust Piece	57
63-02	1X54176702	Drift/Thrust Plug	57
63-02	1X53176709	Extraction Tool	57



ATA	REFERENCE	DESIGNATION	PAGE
63-02	VR-L11-0011	Extraction Tool	59
63-02	1X56136543	Guide Bolt	58
63-02	1X46174726	Mounting Ring/Guide Sleeve	61
63-02	1X53176711	Mounting Tool	58
63-02	HMF-BG-135-210	Oil Filling Device	100
63-02	1X56137180	Puller	57
63-02	1X53183111	Removal Tool	62
63-02	L630P3001101	Replacement Tool	57
63-02	1X36176779	Socket Wrench	60
63-02	VR-L11-0011-001	Socket Wrench	58
63-03	L133M6302101	Extractor	58
63-04	L135M6303210	Main Gear Box Test Plug	58
63-07	L634P7001051	Mast Moment System Test Equipment	72
63-20	X632P6023101	MGB EC135 container	53
63-21	HMF-BG-135-201-TM	Drain Kit Turbomeca	99
63-21	B671M7001101D131-01	Mounting Table	43
63-21	L18-0001	Transport Container MGB H135	53
64-01	L642G1002101	Tail Rotor Hub Retainer Device	45
64-01	360A91330000	Tail Rotor Mounting Stand	43
65-01	L133M6502101	Drilling Device	66
65-01	L133M6503101	Mounting Tool	58
65-02	L652G6001121	Flange Immobilization Tool	59
65-02	L652G3005201	Guide Pin/Retaining Bolt	59
65-02	441502	Plastic Pocket	77
65-02	L652G3001102	Tail Gear Box Input Seal Replacement Tool	58
65-02	L652G3003102	Tail Gear Box Output Seal Replacement Tool	58
65-02	L652G1001101	Tail Gear Box Retainer Device	45
65-02	L652G6001122	Tail Rotor Transmission Cover	34
65-11	L023M0535205	Sensor Mounted Bracket	74



ATA	REFERENCE	DESIGNATION	PAGE
65-11	L023M0535206	Sensor Mounted Bracket	75
65-11	L023M0535207	Sensor Mounted Bracket	74
65-20	X652P6209101	TGB EC135 container	53
65-22	HMF-BG-135-200.02-PW	Oil Drain Hose	79
65-22	L652G3001121	Press-in/Pulling Tool	64
65-40	L135M6501210	Tail Gear Box Test Plug	63
67-00	L134M6701101	Rigging Device	63
67-01	L671M7003102D343-01	Insertion Tool	64
67-01	E134M6701101	Main Rotor Controls Rigging Device	66
67-01	L134M6702101	Pedal Lock Tail Rotor Controls	80
67-01	L134M6704101	Positioning Gauge	59
67-01	L134M6706101	Rotating Control Rods Adjusting Gauge	59
67-01	L672P1012101	Tool Stop Bolt	64
67-01	L642G4001101	Tooling Set	59
67-03	L671M3012101D341-02	Press-In Tool	64
67-03	L671M3012101D341-03	Press-In Tool	64
67-03	L671M3012101D341-01	Press-Out Tool	64
67-04	105-13141W3	Milling Tool	57
67-04	105-13141W5	Staking Tool	57
67-04	105-40001W1	Staking Tool Retainer	57
67-05	59766A0000-01	Holding Device	80
67-13	L671M7001221	Bushing	64
67-13	L671M3011101D341-03	Extraction Tool	63
67-13	L671M7003102D341-01	Insertion Tool	58
67-13	L671M3011101D341-01	Press-Fit Tool	63
71-01	L134M7201101	Engine Alignment Device	65
71-01	WDR9015	Engine Mechanic Tool Set extended	97
71-01	L710M1009101W1	Engine Mounting / Transport Dolly	44
71-01	L710P1000101	Engine Support Stand - foldable	44



ATA	REFERENCE	DESIGNATION	PAGE
71-01	80-WG-2018.001	Engine Washing Device	85
71-01	HMF-BG-135-110	Engine Washing Device Adaptor Kit	85
71-21	L712P8001951	Shipping Kit-Press in/out Bearings on P-Strut	66
71-21	L712P8002951	Shipping Kit-Press in/out Bearings on V-Strut	66
76-01	L670M2003055G365-01	Adjustment Gauge	64
76-01	L761M0103X01G365-01	Engine Control Adjusting Gauge	65
76-10	5140.1398.02	N2 Trimbox P3	73
76-10	5140.1400.02	N2 Trimbox T3	73
76-10	L670M2003051G265-01	Rigging Device	62
79-01	1X56122271	Extraction Tool	65
79-01	L133M7901101	Extraction Tool	65
79-01	L792M3004102D343-01	Force-fit Tool	64
79-01	L792M3004102D312-01	Screwing Device	100
79-01	L792M3004105D312-01	Screwing Device	100
85-01	WDR9000	GOODRICH Hoist Cable Servicing Kit	81
85-01	SNAP-ON GOODRICH HOIST	GOODRICH Hoist Tools Set	99
85-11	212-034-00	Cargo Hook Dry Break Coupler Bleed Kit	101
85-11	212-014-01	Cargo Hook Slave Cylinder Bleed Kit	101
85-31	LSH250	Loudspeaker Protective Cover	32
99-01	SNAP-ON EXTENDED AVIONIC BOX T2	Extented Avionic and Electric Tools Kit	98
99-01	SNAP-ON EXTENDED MECHANIC NEW	Extented Mechanic Tools Kit	97
99-01	WDR9006	Field Maintenance Kit	97
99-01	SNAP-ON BASIC AVIONIC 1	Standard Avionic & Electric Tools Kit	98
99-01	SNAP-ON BASIC MECHANIC 1	Standard Mechanic Tools Kit	97
xx-xx	On Request	Cutoff Box	70



TOOLS & GSE

DESCRIPTION

Towing, mooring and immobilization tools






Tow bars <

DESCRIPTION

Rigid bars designed and adapted to perform towing operations.

REFERENCE		FEATURES	O / I LEVEL	ATA	LABEL	WEIGHT	SIZE	A/C TYPE APPLICABILITY
2000.00.00.00 Towing Bar		Device to pull and push the helicopter on the hard ground by tractor Maximum working load = 8.000 N Maximum traction force = 15.000 N	0	09-01		100 (kg)	3,46 x 2,73 x 0,4 (m)	EC635, H135, H145, H145M



Twin wheels <

DESCRIPTION

Ground handling wheels designed to move helicopter equipped with a skid.

REFERENCE		FEATURES	O / I LEVEL	ATA	LABEL	WEIGHT	SIZE	A/C TYPE APPLICABILITY
L321P1002103 Ground Handling Wheel L/H		Device to move the helicopter on the hard ground Conceived for the left hand	O	09-10		30 (kg)		EC635, H135
L321P1003103 Ground Handling Wheel R/H		Device to move the helicopter on the hard ground Conceived for the right hand	O	09-10		30 (kg)		EC635, H135
L090P0002101 Retrofit Kit for standard GHW's (L321P1002103 and L321P1003103) to modify it into Trakka compatible GHW's		Retrofit Kit for standard GHW's (L321P1002103 and L321P1003103) to modify it into Trakka compatible GHW's L090P0001101 and L090P0001102	O	09-10		30 (kg)		EC635, H135
L090P0001102 Ground Handling Wheel R/H, Trakka compatible		Device to move the helicopter on the hard ground Conceived for the right hand. Trakka compatible GHW	O	09-10		30 (kg)		EC635, H135
L090P0001101 Ground Handling Wheel L/H, Trakka compatible		Device to move the helicopter on the hard ground Conceived for the left hand. Trakka compatible GHW	O	09-10		30 (kg)		EC635, H135



Mooring rings <

DESCRIPTION

Devices enabling to secure helicopter to any permanent structure (boat, off shore platform, etc).

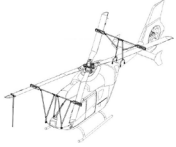

REFERENCE	FEATURES	O / I LEVEL	ATA	LABEL	WEIGHT	SIZE	A/C TYPE APPLICABILITY
L854M5000101 Cross Tube Lashing Kit	Device to lash the helicopter on cross tubes Conceived for wind speeds up to 40 Knots	I	10-01				EC635, H135
L132M1804101 Rotor Blade Strut	Device used to moor the Main Rotor Conceived for a wind speeds up to 100 Knots	I	10-10				EC635, H135
SR1444 Mooring Shackle/Tie down	 Device to moor the helicopter Conceived for wind speeds up to 100 Knots	I	10-01				EC635, H135
48404253008000 Clamping Band	Device used for mooring of the helicopter Conceived for wind speeds up to 100 Knots	O	10-01				EC635, H135
48084253.005500 Short Tie Down Belts	 Device for mooring of the helicopter Conceived for wind speeds up to 100 Knots	O	10-01				EC635, H135



Blade folding and Immobilization tools <

DESCRIPTION

Devices necessary to maintain blades in folded up configuration or more generally to immobilize the helicopter when it is parked or moored on ground or navy exploitation.

REFERENCE		FEATURES	O / I LEVEL	ATA	LABEL	WEIGHT	SIZE	A/C TYPE APPLICABILITY
L661P1001051 Main Rotor Blades Folding		Device for folding of Main Rotor Blades	I	62-21				EC635, H135
L661P1801101 Blade Folding Basic Kit		Device for folding of Main Rotor Blades	I	62-21				EC635, H135
48404253.00800 Clamping Band		Clamping Band for H/C parking	O	10-01				EC135, EC635, H135, H135H



Protections and covers,
blanking for maintenance








Helicopter/Fuselage covers <

DESCRIPTION

Devices designed to cover and protect the helicopter and fuselage against bad weather conditions or for transport.


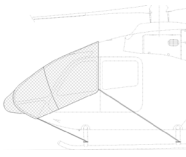
REFERENCE		FEATURES	O / I LEVEL	ATA	LABEL	WEIGHT	SIZE	A/C TYPE APPLICABILITY
X853P2001101 TRAKKA Searchlight Cover		Device to protect the TRAKKA searchlight for short term parking outside	O	33-02				EC635, H135, H145, H145M
L850P6001051 Long-term Covers		Device used as a long-term cover for parking and storage of the helicopter	I	10-10				EC635, H135
L132M0009101 Inlet Roof Short-term Cover		Device used as a short-term cover for the inlet roof	I	10-10				EC635, H135



Fenestron/Window/Cabin covers <

DESCRIPTION

Devices designed to cover and protect fenestron, windows and/or cabin against bad weather conditions or for transport.




REFERENCE	FEATURES	O / I LEVEL	ATA	LABEL	WEIGHT	SIZE	A/C TYPE APPLICABILITY
L132M0013102 Fenestron Cover	Device used as a cover for the fenestron	I	10-10				EC635, H135
L132M0012103 Windshield Short-term Cover	Device used as a short-term cover for the windshield	I	10-10				H135
L132M0007101 Inlet Short-term Cover	 Device used as a short-term cover for the inlet	I	10-10				EC635, H135
L132M0017102 Windshield Short-term Cover	 Device used as a short-term cover for windshield Conceived for helicopter equipped with radome	I	10-10				EC635, H135
L132M0012102 Front Window Pane Short-term Cover	Device used as a short-term cover for the front window pane	I	10-10				EC635, H135



Pitot and static blanking <

DESCRIPTION

Devices designed to protect pitot against Foreign Object Damages such as sand, dust, snow, etc.









REFERENCE		FEATURES	O / I LEVEL	ATA	LABEL	WEIGHT	SIZE	A/C TYPE APPLICABILITY
L132M0014101 Pitot Tube Short-term Cover		Device used as a short-term cover for the pitot tube	I	10-10				EC635, H135
L132M0015101 Temperature Sensor Short-term Cover		Device used as a short-term cover for the temperature sensor	I	10-10				EC635, H135
L132M0015102 Temperature Sensor Short-term Cover		Device used as a short-term cover for the temperature sensor	I	10-10				H135



Flexible blanking <

DESCRIPTION

Flexible protections used to cover some parts of the helicopter and prevent against shock. It is easy to handle and is adapted to specific parts.

REFERENCE		FEATURES	O / I LEVEL	ATA	LABEL	WEIGHT	SIZE	A/C TYPE APPLICABILITY
L130M0004101 Planing Protection		Device used as a protection cover for the helicopter shell side and windows side during maintenance operations Conceived for right hand	I	10-01			3,0 x 0,05 x 0,03 (m)	EC635, H135
L132M0010105 Avionics Deck Ventilation Inlet Cover		Device used as a cover for the avionics deck ventilation inlet	I	10-10				EC635, H135
L132M0010101 Lashbag Main Rotor Short-term Cover		Device used as a short-term cover for lashbag main rotor	I	10-10				EC635, H135
L132M0011101 Engine Inlet Short-term Cover		Device used as a short-term cover Conceived for the left engine inlet	I	10-10				EC635, H135, H135
L132M0004101 Cowling Inlet Short-term Cover		Device used as a short-term cover for cowling inlet Conceived for left hand	I	10-10				EC635, H135
LSH250 Loudspeaker Protective Cover		Device used as a protective cover for the loudspeaker	I	85-31				EC635, H135
L101P1004101 Inlet Barrier Filter (IBF) Short-term Cover		Device used as a short-term cover for the inlet barrier filter Right hand	I	13-10				EC635, H135
L101P0022101 Lateral Air Intake Short-term Cover		Device used as a short-term cover for the lateral air intake	I	10-10				H135
L101P0023101 Stabiliser Tip Protection Cover		Device used as the head protection cover of the horizontal stabiliser tip	I	10-10				H135



Flexible blanking <


REFERENCE	FEATURES	O / I LEVEL	ATA	LABEL	WEIGHT	SIZE	TYPE APPLICABILITY
L101P61X1101 Main Rotor Head Cover	Device is used to protect the Main Rotor Head from different environmental conditions	O	10-10				EC135, EC635, H135
L132M0005101 Engine Inlet Short-term Cover	 Device used as a short-term cover Conceived for the right engine inlet	I	10-10				EC635, H135, H135
L130M0003101 Blanking Protection	 Device used as a protection cover for the helicopter shell side and windows side during maintenance operations Conceived for left hand	I	10-01			3,0 x 0,05 x 0,03 (m)	EC635, H135
L101P1003101 Inlet Barrier Filter (IBF) Short-term Cover	 Device used as a short-term cover for the inlet barrier filter (IBF) Left hand	I	13-10				EC635, H135
L132M0003101 Engine Outlet Short-term Cover	 Device used as a short-term cover for the engine outlet	I	10-10				EC635, H135
L132M0008101 Cowling Inlet Short-term Cover	 Device used as a short-term cover for cowling inlet Conceived for right hand	I	10-10				EC635, H135



Rigid blanking <

DESCRIPTION

Rigid protections used to cover some parts of the helicopter and prevent against Foreign Object Damages such as sand, dust, snow, shock, etc.

REFERENCE		FEATURES	O / I LEVEL	ATA	LABEL	WEIGHT	SIZE	A/C TYPE APPLICABILITY
L652G6001122 Tail Rotor Transmission Cover		Device used for removal of the Tail Rotor transmission	I	65-02				EC635, H135




Portable cranes, slings,
jacks and accessories





DESCRIPTION

Equipment enabling to hoist different parts of the helicopter to accomplish maintenance tasks.

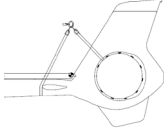

REFERENCE		FEATURES	O / I LEVEL	ATA	LABEL	WEIGHT	SIZE	A/C TYPE APPLICABILITY
L710M1009101H113-01 Lifting Bar		Device to lift the helicopter for transportation or maintenance operations	I	07-01		6,1 (kg)	0,52 x 0,52 x 0,12 (m)	EC635, H135



Cable/Strap hoisting <

DESCRIPTION

Equipment enabling to hoist different parts of the helicopter to accomplish maintenance tasks.

REFERENCE		FEATURES	O / I LEVEL	ATA	LABEL	WEIGHT	SIZE	A/C TYPE APPLICABILITY
L535G1001102 Tail Boom Sling		Device to remove the Tail Boom from the helicopter	I	53-01				EC635, H135
L535G1001101 Tail Boom Sling		Device used for the removal/ installation of the rear structure (Tailboom) for maintenance operations	I	53-50		5,5 (kg)	0,45 x 0,30 x 0,01 (m)	EC635, H135



DESCRIPTION

Equipment enabling to lift the helicopter for different maintenance tasks such as landing gear operations, weighing, etc.



REFERENCE		FEATURES	O / I LEVEL	ATA	LABEL	WEIGHT	SIZE	A/C TYPE APPLICABILITY
L131M0002101 Weighing Bracket		Conceived only for helicopter with old landing gear	I	08-01				EC635, H135, H145
RS0609A1A1A01 Helicopter Jack		Consists of hydraulic jack to lift up the whole helicopter	I	07-01		43 (kg)	0,50 x 0,32 x 0,30 (m)	EC635, H135, H145, H145M
D083P0001101 Weighing Bracket		Device to install weighing bracket on landing gear with new landing gear	I	08-01	CE	0,46 (kg)	0,15 x 0,13 x 0,04 (m)	EC635, H135, H145, H145M



Hoisting and Jack accessories <

DESCRIPTION

Accessories complementing the maintenance kit for lifting activities.

REFERENCE		FEATURES	O / I LEVEL	ATA	LABEL	WEIGHT	SIZE	A/C TYPE APPLICABILITY
L131M0003101 Lifting Brackets		Device used as a fitting device for helicopter jacking	I	07-00		1,0 (kg)	0,22 x 0,08 x 0,13 (m)	EC635, H135
L070P10T1101 Lifting Fixture Assy		Device to lift/hoist the helicopter	I	07-01		11,5 (kg)	0,35 x 0,30 x 0,12 (m)	EC635, H135



Stands, platforms,
jigs and trolleys


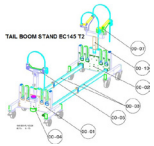




Servicing platforms <

DESCRIPTION

Devices enabling to get access to some parts of the helicopter in order to ensure proper maintenance.

REFERENCE	FEATURES	O / I LEVEL	ATA	LABEL	WEIGHT	SIZE	A/C TYPE APPLICABILITY
HMF-BG-135-730 Maintenance Platform, high Landing gear	Device used as a working platform in order to perform maintenance operations Conceived for right hand	I	10-01		80,0 (kg)	3,60 x 1,20 x 2,70 (m)	EC635, H135
HMF-BG-135-710 Maintenance Platform	 Device used as a working platform in order to perform maintenance operations Conceived for left hand	I	10-01		70,0 (kg)	3,10 x 1,20 x 2,40 (m)	EC635, H135, H145, H145M
360A91330000 Tail Rotor Mounting Stand	 Device for removal of the Tail Rotor	I	64-01				EC635, H135
HMF-BG-135-700 Maintenance Platform	 Device used as a working platform in order to perform maintenance operations Conceived for right hand	I	10-01		70,0 (kg)	3,10 x 1,20 x 2,40 (m)	EC635, H135, H145, H145M
HMF-BG-135-740 Maintenance Platform, high Landing gear	Device used as a working platform in order to perform maintenance operations Conceived for left hand	I	10-01		80,0 (kg)	3,60 x 1,20 x 2,70 (m)	EC635, H135
L535P0001951 Tail Boom Stand complete	 Device to store the Tail Boom during maintenance operations Effectivity: except HF antenna	I	53-01				EC635, H135
B671M7001101D131-01 Mounting Table	Device is used for the removal of the main transmission	I	63-21				EC635, H135



Servicing trolleys <

DESCRIPTION

Devices enabling to move some equipments of the helicopter such as FLIR in order to ensure proper maintenance.



REFERENCE		FEATURES	O / I LEVEL	ATA	LABEL	WEIGHT	SIZE	A/C TYPE APPLICABILITY
L710P1000101 Engine Support Stand - foldable		Engine Support Stand - foldable	I	71-01				EC135, EC635, H135, H135H
HMF-BG-135-500 Main Rotor Blades Support		Device to store the Main Rotor Blades during maintenance operations	I	62-01				EC635, H135
L710M1009101W1 Engine Mounting / Transport Dolly		Device for Mounting / Transportation of the Engine	I	71-01				EC135, EC635, H135, H135H
1248.00.0000.00 TRAKKA Searchlight Trolley		Device for storage and installation of the TRAKKA searchlight	O	33-02				EC635, H135, H145, H145M



Support and Servicing assy <

DESCRIPTION

Devices enabling to maintain some parts of the helicopter, in order to ensure proper maintenance.


REFERENCE		FEATURES	O / I LEVEL	ATA	LABEL	WEIGHT	SIZE	A/C TYPE APPLICABILITY
L652G1001101 Tail Gear Box Retainer Device		Device for removal of the Tail Rotor transmission	I	65-02		2,0 (kg)	0,60 x 0,31 x 0,42 (m)	EC635, H135
2075.00.00.00 Tail Boom Support		Device used to support the Tail Boom during maintenance operations	I	07-01			0,60 x 0,60 x 1,50 (m)	EC635, H135
L642G1002101 Tail Rotor Hub Retainer Device		Device for removal of the Tail Rotor	I	64-01				EC635, H135



Ladders <

DESCRIPTION

Climbing equipment designed to easily access to upper deck, tail boom, horizontal stabiliser and tail rotor pylon.

REFERENCE		FEATURES	O / I LEVEL	ATA	LABEL	WEIGHT	SIZE	A/C TYPE APPLICABILITY
229595-010 Maintenance Ladder		Device is used for Maintenance tasks on a/c's	O/I	10-01				EC635, H135, H145, H145M



Infrastructure






Mobile shelters <

DESCRIPTION

Equipment required to protect the staff and material during maintenance tasks.

REFERENCE		FEATURES	O / I LEVEL	ATA	LABEL	WEIGHT	SIZE	A/C TYPE APPLICABILITY
AB SH-1310 AERO-BULLE		AERO-BULLE is a mobile shelter having a quick and easily transferable installation protecting helicopter and/or materials. This complete solution consists of a galvanized steel structure covered with polyester fabric coated with PVC. Options: air conditio	I	10-00			18,6 x w:13,2 x h:4,6 (m)	AS350, EC120, EC635, H135, H145, H145M, H175

Containers and Cases






Cases for Main/Tail Rotor Head/Main/Tail Gear Box <

DESCRIPTION

Specific cases designed to store or transport safely the Main Rotor Head, Tail Rotor Head, Main Gear Box, Tail Gear Box etc.


REFERENCE		FEATURES	O / I LEVEL	ATA	LABEL	WEIGHT	SIZE	A/C TYPE APPLICABILITY
105-40001W1-010 Storage Case		Device to replace the spherical bearing of the helical lever	0	62-05				EC635, H135



Containers for blade <

DESCRIPTION

Specific containers designed for long-term storage or to transport blade safely.




REFERENCE	FEATURES	O / I LEVEL	ATA	LABEL	WEIGHT	SIZE	A/C TYPE APPLICABILITY
L136M0001101 Main Rotor Blades Container	Device used as a transportation device for Main Rotor Blades	I	62-01				EC635, H135
Schaumeinsatz-EC135 Inlay for MRB Transport Container	 Inlay for MRB Transport Container L136M0001101	O	62-01				EC135, EC635, H135, H135H



Containers for Main/Tail Rotor Head/Main/Tail Gear Box <

DESCRIPTION

Specific containers designed for long-term storage or to transport in hermetic conditions Main Rotor Head, Tail Rotor Head, Main Gear Box or Tail Gear Box, etc.

REFERENCE		FEATURES	O / I LEVEL	ATA	LABEL	WEIGHT	SIZE	A/C TYPE APPLICABILITY
X632P6023101 MGB EC135 container		This GSE is used to allow the support and the protection of the MGB in order to avoid damage during transportation.	I/D	63-20		480 (kg)	1,6 x 1,4 x 1,8 (m)	EC135, EC635, H135, H135H
X652P6209101 TGB EC135 container		This GSE is used for TGB protection during storage and transportation.	I/D	65-20		70 (kg)	1 x 0,9 x 0,8 (m)	EC135, EC635, H135, H135H
L18-0001 Transport Container MGB H135		Transport Container Main Gearbox H135	I	63-21		158 (kg)	1,52 x 1,20 x 1,20 (m)	EC635, H135



Containers for air transport

<

DESCRIPTION

Specific containers designed for air transport.

REFERENCE	FEATURES	O / I LEVEL	ATA	LABEL	WEIGHT	SIZE	A/C TYPE APPLICABILITY
8527899013 Transport Container	Device used for transport/ shipment of the helicopter	I	07-50				EC635, H135



Extractors, guides and
calibrated wrenches














Simple extracting or installing tools <










DESCRIPTION

Simple tools designed to facilitate extraction or installation of various parts of the helicopter.

REFERENCE		FEATURES	O / I LEVEL	ATA	LABEL	WEIGHT	SIZE	A/C TYPE APPLICABILITY
1X46174756 Drift/Thrust Piece		Device for the removal/installation of the free wheel shaft	I	63-02		0,1 (kg)	0,02 x 0,04 x 0,04 (m)	EC635, H135
L630P3001101 Replacement Tool		Device for replacement of the shaft seal on hydraulic pump drive	I	63-02		1,0 (kg)	0,18 x 0,05 x 0,05 (m)	EC635, H135
1X56137180 Puller		Device for removal/installation of the free wheel shaft	I	63-02		1,0 (kg)	0,14 x 0,14 x 0,02 (m)	EC635, H135
1X54176702 Drift/Thrust Plug		Device to replace the shaft seal on Tail Rotor output drive	I	63-02		0,1 (kg)	0,04 x 0,05 x 0,05 (m)	EC635, H135
VR-L11-0010 Pretensioning Device		Device to install the Main Rotor Shaft	I	62-02				EC635, H135
1X53176709 Extraction Tool		Device to replace the shaft seal on main transmission input drive	I	63-02		0,2 (kg)	0,03 x 0,13 x 0,13 (m)	EC635, H135
105-13141W3 Milling Tool		Device to install and remove bearings with different sizes	I	67-04		2,9 (kg)	0,06 x 0,06 x 0,12 (m)	EC635, H135, H145, H145M
105-13141W5 Staking Tool		Device to install and remove bearings with different sizes	I	67-04		0,2 (kg)	0,04 x 0,04 x 0,05 (m)	EC635, H135, H145, H145M
105-40001W1 Staking Tool Retainer		Consists of a tool box for general installation and removal of bearings with different sizes	I	67-04		1,5 (kg)	0,40 x 0,30 x 0,10 (m)	EC635, H135, H145, H145M











Simple extracting or installing tools <

REFERENCE		FEATURES	O / I LEVEL	ATA	LABEL	WEIGHT	SIZE	TYPE APPLICABILITY
1X53176711 Mounting Tool		Device for the removal/installation of the connecting part on tail rotor output drive	I	63-02		0,2 (kg)	0,06 x 0,04 x 0,04 (m)	EC635, H135
VR-L11-0011-001 Socket Wrench		Device for removal/installation of the connecting part on tail rotor output drive	I	63-02		0,2 (kg)	0,03 x 0,04 x 0,04 (m)	EC635, H135
L135M6303210 Main Gear Box Test Plug		Device used as a test plug for the chip detector on the Main Gear Box	I	63-04		0,1 (kg)	0,03 x 0,01 x 0,01 (m)	EC635, H135
L133M6302101 Extractor		Device for removal/installation of the Y-Strut	I	63-03				EC635, H135
L671M7003102D341-01 Insertion Tool		Device to replace the bearing of the hinge support within the mixing lever unit	I	67-13				EC635, H135
L133M6503101 Mounting Tool		Device for disassembly/assembly of the Long Drive shaft	I	65-01		1,2 (kg)	0,06 x 0,02 x 0,12 (m)	EC635, H135
1X56136543 Guide Bolt		Device to replace the rotor hub-shaft roller bearing	I	63-02				EC635, H135
L652G3001102 Tail Gear Box Input Seal Replacement Tool		Device to replace the input shaft seal of Tail Rotor transmission	I	65-02		0,8 (kg)	0,11 x 0,09 x 0,09 (m)	EC635, H135
L652G3003102 Tail Gear Box Output Seal Replacement Tool		Device to replace the output shaft seal of Tail Rotor transmission	I	65-02		1,6 (kg)	0,19 x 0,10 x 0,07 (m)	EC635, H135











Simple extracting or installing tools <

REFERENCE		FEATURES	O / I LEVEL	ATA	LABEL	WEIGHT	SIZE	TYPE APPLICABILITY
L652G3005201 Guide Pin/Retaining Bolt		Device to replace the output shaft seal of Tail Rotor transmission	I	65-02		0,1 (kg)	0,01 x 0,01 x 0,05 (m)	EC635, H135
L652G6001121 Flange Immobilization Tool		Device used for removal of the Tail Rotor transmission	I	65-02				EC635, H135
160053 Fuel Pump Toolbox		Consists of an extractor for fuel pump cartridge	I	28-01		2,2 (kg)	0,33 x 0,32 x 0,12 (m)	EC635, H135, H145, H145M
L134M6704101 Positioning Gauge		Device used for adjustment of the non-boosted section of main rotor controls	I	67-01		1,0 (kg)	0,19 x 0,10 x 0,03 (m)	EC635, H135
L134M6706101 Rotating Control Rods Adjusting Gauge		Device for adjustment of the rotating control rods	I	67-01		6,6 (kg)	0,52 x 0,16 x 0,08 (m)	EC635, H135
VR-L11-0011 Extraction Tool		Device for removal/installation of the connecting part on tail rotor output drive	I	63-02		0,2 (kg)	0,03 x 0,04 x 0,04 (m)	EC635, H135
3650000 Retractor Tool for Window Exchange		Device to install windows seal	I	56-01		0,3 (kg)	0,20 x 0,13 x 0,02 (m)	EC635, H135, H145, H145M
L622P3001101 Bushing Replacement Set		Device to replace the flange bushing in the hub-shaft flange for the Main Rotor Shaft	I	62-02				EC635, H135
L642G4001101 Tooling Set		Device for the adjustment of the boosted section of Tail Rotor control	I	67-01		2,3 (kg)	0,35 x 0,32 x 0,18 (m)	EC635, H135



Simple extracting or installing tools <

REFERENCE		FEATURES	O / I LEVEL	ATA	LABEL	WEIGHT	SIZE	TYPE APPLICABILITY
1X54176875 Drift		Device to replace the shaft seal in support tube	I	63-02		0,8 (kg)	0,14 x 0,14 0,03 (m)	EC635, H135
L623M1003110D343-02 Pressing-in/out Tool		Device to replace the flange bushing of the helical tube	I	62-05				EC635, H135
L623M4002104D343-01 Force-Fit Tool		Device to replace the flange bushing of the helical tube	I	62-05		0,8 (kg)	0,06 x 0,05 x 0,15 (m)	EC635, H135
L623M4002104D343-02 Pressing-in/out Tool		Device to replace the flange bushing of the helical tube	I	62-05		2,1 (kg)	0,15 x 0,06 x 0,05 (m)	EC635, H135
L133M6301101 Mounting Tool		Device to replace the spherical bearing of the transmission housing	I	63-01		2,2 (kg)	0,18 x 0,04 x 0,14 (m)	EC635, H135
1X25170015 Drift		Device to replace the shaft seal on main transmission input drive	I	63-02		0,5 (kg)	0,03 x 0,12 x 0,12 (m)	EC635, H135
1X25170023 Drift		Device to replace the shaft seal on Tail Rotor output drive	I	63-02		0,2 (kg)	0,02 x 0,07 x 0,07 (m)	EC635, H135
1X36176779 Socket Wrench		Device for the Removal/Installation of the free wheel shaft	I	63-02		0,2 (kg)	0,08 x 0,03 x 0,03 (m)	EC635, H135
L133M6204101 Main Rotor Blades Damper Puller		Device used for the removal/ installation of the lead-lag dampers in Main Rotor Blades	I	62-01		1,0 (kg)	0,21 x 0,10 x 0,08 (m)	H135



Simple extracting or installing tools <

REFERENCE		FEATURES	O / I LEVEL	ATA	LABEL	WEIGHT	SIZE	TYPE APPLICABILITY
1X36166807 Socket Wrench		Device used for removal/ installation of the Main Rotor Hub shaft nut	I	62-02		2,2 (kg)	0,14 x 0,14 x 0,09 (m)	EC635, H135
1X46174726 Mounting Ring/Guide Sleeve		Device for the removal/installation of the free wheel shaft	I	63-02				EC635, H135
1X46175575 Hub Shaft Nut Fixture Assy		Device used for holding/fixture during removal/installation of the Main Rotor Hub shaft nut	I	62-02		2,5 (kg)	0,24 x 0,24 x 0,13 (m)	EC135, EC635, H135
1X25166857 Drift		Device to install the Main Rotor Hub shaft	I	62-02		0,8 (kg)	0,10 x 0,10 x 0,11 (m)	EC635, H135
1X25166856 Drift		Device to install the Main Rotor Hub shaft	I	62-02		1,9 (kg)	0,11 x 0,11 x 0,35 (m)	EC635, H135
1X46182024 Groove Nut		Device used for the installation of the Main Rotor Shaft	I	62-02		0,3 (kg)	0,13 x 0,13 x 0,01 (m)	EC635, H135
1X53166817 Main Rotor Hub Shaft Puller		Device for Main Rotor Hub shaft disassembly	I	62-02		1,1 (kg)	0,09 x 0,09 x 0,07 (m)	EC635, H135
1X56122294 Main Rotor Hub Shaft Spindles		Device for the disassembly of the Main Rotor Hub Shaft	I	62-02		0,9 (kg)	0,29 x 0,03 x 0,03 (m)	EC635, H135
55100-010 Ball Bearing Puller Yoke		Consists of a yoke for the ball bearing puller in order to extract the ball bearing out of the Main Rotor Mast	I	62-02				EC635, H135











Simple extracting or installing tools <

REFERENCE		FEATURES	O / I LEVEL	ATA	LABEL	WEIGHT	SIZE	TYPE APPLICABILITY
55095-120 Ball Bearing Puller	 Bez.-Nr. 110-140 Bez.-Nr. 200	Device to extract the ball bearing out of the Main Rotor Mast	I	62-02				EC635, H135
L621M1010056G813-01 Spherical Bearing Axial Clearance Testing Tool		Device to test the spherical bearing axial clearance within the bearing support of the Main Rotor Blades	I	62-01		3,8 (kg)	0,25 x 0,16 x 0,09 (m)	EC635, H135
L621M1010056D811-01 Bonding Fixture Pitch Horn Bushing	 1M0320A 13 11 2017	Device to replace the pitch horn bushing of the Main Rotor Blades	I	62-01		4,0 (kg)	0,15 x 0,23 x 0,11 (m)	EC635, H135
L621M1010052D811-01 Bonding Fixture Teflon Liner		Device to replace the Teflon liner of the Main Rotor Blades	I	62-01		4,0 (kg)	0,15 x 0,23 x 0,11 (m)	EC635, H135
L133M6203101 Main Rotor Blades Bushings Mounting Tool		Device to remove the main bolt bushing of the Main Rotor Blades	I	62-01		2,1 (kg)	0,13 x 0,13 x 0,10 (m)	EC635, H135
L623M2005101G315-01 Mixing Lever Unit End-size		Device for shimming of the mixing lever unit	I	62-03				EC635, H135
L133M6201101 Main Rotor Clamping Device		Device used for the removal/ installation of the lead-lag dampers in Main Rotor Blades	I	62-01		1,9 (kg)	0,41 x 0,29 x 0,05 (m)	H135
1X53183111 Removal Tool		Device to replace the shaft seal in support tube	I	63-02		2,6 (kg)	0,13 x 0,13 x 0,08 (m)	EC635, H135
L670M2003051G265-01 Rigging Device		Device for adjustment of the linear transducer LVDT COLLECTIVE within the components of the power control	I	76-10		0,8 (kg)	0,20 x 0,05 x 0,31 (m)	EC635, H135



Simple extracting or installing tools <

REFERENCE		FEATURES	O / I LEVEL	ATA	LABEL	WEIGHT	SIZE	TYPE APPLICABILITY
L671M3011101D341-01 Press-Fit Tool		Device for the repair/replacement of flange bushings of the cyclic lever within the mixing lever gear unit	I	67-13		1,0 (kg)	0,06 x 0,03 x 0,10 (m)	EC635, H135
L135M6501210 Tail Gear Box Test Plug		Device to inspect the chip detector	I	65-40		0,1 (kg)	0,02 x 0,02 x 0,02 (m)	EC635, H135
L134M6701101 Rigging Device		Device to adjust the boosted section of Main Rotor controls	I	67-00		4,7 (kg)	0,49 x 0,39 x 0,08 (m)	EC635, H135
L134M3201101 Assembly Gauge		Device to inspect the Landing Gear Effectivity: without high Landing Gear	I	32-10		2,5 (kg)	0,19 x 0,18 x 0,11 (m)	EC635, H135
L133M6205101 Press Out/Fit Tool		Device to replace the flange bushing in the hub-shaft flange for the main rotor shaft	I	62-31		5,0 (kg)	0,45 x 0,35 x 0,15 (m)	EC635, H135
L133M2801101 Globe Extraction Tool		Device used to replace the motor pump cartridge on the equipment plate	I	28-11		0,2 (kg)	0,07 x 0,06 x 0,02 (m)	EC635, H135
117-31502W1 Alignment Device		Alignment Device for Tail Rotor Drive Shaft	I	13-65				EC135, EC635, H135, H135H
L671M3011101D341-03 Extraction Tool		Device for the repair/replacement of flange bushings of the cyclic lever within the mixing lever gear unit	I	67-13		3,5 (kg)	0,14 x 0,19 x 0,08 (m)	EC635, H135
S8201-L535A1501101 Alignment Device		Device to replace the stator within the vertical fin	I	53-50				EC635, H135



Simple extracting or installing tools <

REFERENCE	FEATURES	O / I LEVEL	ATA	LABEL	WEIGHT	SIZE	TYPE APPLICABILITY
L652G3001121 Press-in/Pulling Tool	Device for the replacement of the input shaft seal of tail rotor transmission	I	65-22				EC635, H135
L671M7003102D343-01 Insertion Tool	 Device used as an insertion tool for the mixing lever unit	I	67-01				EC635, H135
L792M3004102D343-01 Force-fit Tool	 Device for Main Gear Box fan repairing	I	79-01		1,6 (kg)	0,08 x 0,08 x 0,13 (m)	EC635, H135
L670M2003055G365-01 Adjustment Gauge	 Device for adjustment of the linear transducer LVDT COLLECTIVE	I	76-01				EC635, H135
L671M3012101D341-01 Press-Out Tool	 Device used for repair of the forked lever of the mixing lever gear unit	I	67-03		2,5 (kg)	0,10 x 0,15 x 0,11 (m)	EC635, H135
L671M3012101D341-02 Press-In Tool	 Device used for repair of the forked lever of the mixing lever gear unit	I	67-03		2,2 (kg)	0,14 x 0,19 x 0,08 (m)	EC635, H135
L671M3012101D341-03 Press-In Tool	 Device used for repair of the forked lever of the mixing lever gear unit	I	67-03		2,2 (kg)	0,14 x 0,19 x 0,08 (m)	EC635, H135
L671M7001221 Bushing	 Device is used for Repair Hinged Support of the Mixing Lever Gear Unit	I	67-13				EC635, H135
L672P1012101 Tool Stop Bolt	 Device for the adjustment of the non-boosted section of Tail Rotor controls	I	67-01		0,1 (kg)	0,02 x 0,02 x 0,02 (m)	EC635, H135



Simple extracting or installing tools <






REFERENCE		FEATURES	O / I LEVEL	ATA	LABEL	WEIGHT	SIZE	TYPE APPLICABILITY
L134M7201101 Engine Alignment Device		Device used for the alignment of the engine Effectivity: Turbomeca	I	71-01		0,9 (kg)	0,41 x 0,12 x 0,12 (m)	EC635, H135
L761M0103X01G365-01 Engine Control Adjusting Gauge		Device used for adjustment of the emergency engine control	I	76-01		0,3 (kg)	0,09 x 0,11 x 0,03 (m)	EC635, H135
1X56122271 Extraction Tool		Device used for disassembly of the fan	I	79-01		0,2 (kg)	0,11 x 0,03 x 0,03 (m)	EC635, H135
L133M7901101 Extraction Tool		Device used for disassembly of the fan	I	79-01		0,2 (kg)	0,06 x 0,03 x 0,03 (m)	EC635, H135



Complex/Calibrated extracting or installing tools <

DESCRIPTION

Elaborated tools designed to facilitate extraction or installation of parts of the helicopter with defined measurement or calibration value.

REFERENCE		FEATURES	O / I LEVEL	ATA	LABEL	WEIGHT	SIZE	A/C TYPE APPLICABILITY
105-60701W6 Input Shaft Assembly Device		Device to torque BENDIX shaft	I	63-01		0,5 (kg)	0,21 x 0,17 x 0,03 (m)	EC635, H135, H145, H145M
L133M6502101 Drilling Device		Drilling Device for Tail Rotor Drive Shaft	I	65-01				EC135, EC635, H135, H135H
L620P5001951 Main Rotor Mast Tool Set- new Mast Nut		Device to remove and install the Rotor Mast - consists of a Mechanic Tool Set and a Hydraulic Tool Set	I	62-00	CE			EC135, EC635, H135
L134M6705101 Control Rod Alignment Gauge		Device for assembly/disassembly of the rotating control rod	I	62-06		2,5 (kg)	0,43 x 0,04 x 0,05 (m)	EC635, H135
E134M6701101 Main Rotor Controls Rigging Device		Device used for adjustment of the boosted section of main rotor controls	I	67-01				H135
L712P8002951 Shipping Kit-Press in/ out Bearings on V-Strut		Device is used to press out and caulking of spherical plain bearings on the V-strut	I	71-21				EC135, EC635, H135
L712P8001951 Shipping Kit-Press in/ out Bearings on P-Strut		Device is used to press out and caulking of spherical plain bearings on the P-strut	I	71-21				EC135, EC635, H135



Testing, measurement and
maintenance tools, benches







Connectors, cables, electrical and IT adaptors <

DESCRIPTION

Electrical cables and associated interfaces enabling to conduct several kind of tests with flexibility.


REFERENCE		FEATURES	O / I LEVEL	ATA	LABEL	WEIGHT	SIZE	A/C TYPE APPLICABILITY
C2205KG7A5 Electrical Converter 110/220V		Device to transform 110V to 220V and 220V to 110V Including: 1 box with electrical connection cord 500W	0	24-40	CE	19 (kg)	0,31 x 0,21 x 0,25 (m)	AS332, AS350, AS355, AS365, AS532, AS550, AS555, AS565, EC120, EC635, H130, H135, H155, H225, H225M, SA330
L313P2000101 Miscellaneous Flight Data Acquisition Unit Upload cable		Device used for adjustment of the Miscellaneous Flight Data Acquisition Unit (MFDAU) within the Usage Monitoring System (UMS)	I	31-71				EC635, H135, H135



Cutoff boxes <

DESCRIPTION

Electrical test equipment enabling to support integration testing, expedite maintenance and to streamline the troubleshooting process on the system and subsystem by simplifying the access to test signals.


REFERENCE	FEATURES	O / I LEVEL	ATA	LABEL	WEIGHT	SIZE	A/C TYPE APPLICABILITY
<div>On Request</div> <div>Cutoff Box</div> <div></div>	<p>Cutoff box is used to split an electric multicable line into several compound connectors. It is designed to streamline the wiring system of electronic devices and to simplify troubleshooting problems.</p> <p>It is customized according to Helicopter configuratio</p>	O/I	XX-XX				AS332, AS350, AS355, AS365, AS366, AS532, AS550, AS555, AS565, EC120, EC130, EC135, EC145, EC155, EC225, EC635, EC725, GAZELLE, H135, H145, H145M, H160, H175, SA330, SA360, SUPER-FRELON



Air Data Test Sets <

DESCRIPTION

Automated pitot and static testers designed to conduct troubleshooting or functional tests on the helicopter.









REFERENCE	FEATURES	O / I LEVEL	ATA	LABEL	WEIGHT	SIZE	A/C TYPE APPLICABILITY
<div><div>DMAK-EC135 Pitot Static Test Adaptor Kit</div><div></div></div>	Device used as an adaptor/ connector kit for MPS-43 (Pitot Static Test)	I	34-01				EC135, EC635, H135



Electrical test cases <

DESCRIPTION

Devices designed for monitoring or generating command and signal.

REFERENCE	FEATURES	O / I LEVEL	ATA	LABEL	WEIGHT	SIZE	A/C TYPE APPLICABILITY
TS200 Test Set	 Device for the voltage test of the battery for underwater emergency locator transmitter ELP-362D	I	25-63				EC635, H135, H135
01-1001-05(220V) Read-out Equipment for ADC and AHRS values	 Read-out equipment for ADC and AHRS values via ARINC 429 data bus (220 V Version)	I	34-01				EC135, EC145, EC635, H135
01-1001-05(110V) Read-out Equipment for ADC and AHRS values	 Read-out equipment for ADC and AHRS values via ARINC 429 data bus (110 V Version)	I	34-01				EC135, EC145, EC635, H135
215370-0 Emergency Floatation System Distribution Manifold	Consists of a Y-hose to connect the gauges	I	32-03				EC635, H135, H145, H145M
AHRS-ECD Aircraft Heading Reference System Compensation Box	 Consists of a box to compensate the magnetometers (Aircraft Heading Reference System)	I	34-01		0,9 (kg)	0,16 x 0,08 x 0,06 (m)	EC635, H135, H135, H145
L634P7001051 Mast Moment System Test Equipment	 Consists of a troubleshooting device for Main Rotor Mast system.	I	63-07		2,9 (kg)	0,23 x 0,27 x 0,13 (m)	EC635, H135, H145, H145M
ATS-260 Datasonic Acoustic Test Set	 Device to test the underwater emergency locator transmitter	I	25-01		1,1 (kg)	0,28 x 0,40 x 0,10 (m)	EC635, H135
135-AP TEST EN Autopilot Test System	 Consists of a test equipment for the autopilot system	I	22-01				EC635, H135, H135
215371-0 Emergency Floatation System Digital Pressure Gauge	 Consists of a digital pressure gauge	I	32-03				EC635, H135, H145, H145M



Electrical test cases <





REFERENCE		FEATURES	O / I LEVEL	ATA	LABEL	WEIGHT	SIZE	TYPE APPLICABILITY
8400902 Belt Tension Tester BTT HZ		Consists of driving belt tension tester for air conditioning servicing	I	21-01				EC635, H135, H145, H145M
5140.1398.02 N2 Trimbox P3		Device for adjustment of the N2 Rounds Per Minute for maintenance measures on Pratt & Whitney engines	I	76-10				EC635, H135
5140.1400.02 N2 Trimbox T3		Device for adjustment of the N2 Rounds Per Minute for maintenance measures on Turbomeca Engines	I	76-10				EC635, H135
L281P7001120 Fuel Sensor Test Unit		Device to inspect display accuracy/fuel level adjustment of the fuel monitoring and fuel quantity indication	I	28-40				EC635, H135
TS100 Test Set		Device for the voltage test of the battery for underwater emergency locator transmitter ELP-362D	I	25-63				EC635, H135



Vibrations adjustment tools <

DESCRIPTION

Equipment designed to lead vibrational balancing for rotor and cabin.

REFERENCE		FEATURES	O / I LEVEL	ATA	LABEL	WEIGHT	SIZE	A/C TYPE APPLICABILITY
TE-48708 VXP-AHD Basic Kit - Track and Balance		VXP-AHD Basic Kit - Track and Balance	I	18-01	CE			EC135, EC145, EC635, H135, H135H, H145, H145M
7310 Vibration Pick-up		Device used for installation/ removal of the velocimeter for track and balance	I	18-11				EC635, H135
1120-70706 Tracking Angle Assy		Device used for track and balance	I	18-01		0,1 (kg)	0,02 x 0,02 x 0,01 (m)	EC635, H135
TE-48710 Calibration Kit for Track and Balance		Calibration Kit for Track and Balance	I	18-01				EC135, EC145, EC635, H135, H135H, H145, H145M
TE-48709 Stobex Kit for Track and Balance		Stobex Kit for Track and Balance	I	18-01				EC135, EC145, EC635, H135, H135H, H145, H145M
TE-48713 VXP Application Kit EC135/H135		VXP Application Kit EC135/H135	I	18-01				EC135, EC635, H135, H135H
TE-48714 VXP Application Kit EC135/H135 Driveshaft		VXP Application Kit EC135/H135 Driveshaft	I	18-01				EC135, EC635, H135, H135H
L023M0535205 Sensor Mounted Bracket		Device used for vibration measurement on Tail Rotor Drive shafts	I	65-11		0,1 (kg)	0,02 x 0,02 x 0,02 (m)	EC635, H135
L023M0535207 Sensor Mounted Bracket		Device used for vibration measurement on Tail Rotor Drive shafts	I	65-11		0,1 (kg)	0,02 x 0,02 x 0,04 (m)	EC635, H135



Vibrations adjustment tools <



REFERENCE		FEATURES	O / I LEVEL	ATA	LABEL	WEIGHT	SIZE	TYPE APPLICABILITY
L882M3163101 Wire Harness 163VB		Device used as a connecting cable for optical tracker	I	18-02				EC635, H135
VXAP-135 Main Rotor Honeywell Vibration Expert Track and Balance System Application Kit		Device used as the Main Rotor Application Kit for Honeywell Vibration Expert Track and Balance Basic Kit	I	18-02				EC635, H135
L023M0535206 Sensor Mounted Bracket		Device used for vibration measurement on Tail Rotor Drive shafts	I	65-11		0,1 (kg)	0,02 x 0,02 x 0,02 (m)	EC635, H135
VXAP-135DS Long Drive Shaft Honeywell Vibration Expert Track and Balance System Application Kit		Device used as the Long Drive Shaft Application Kit for Honeywell Vibration Expert Track and Balance Basic Kit	I	18-02				EC635, H135



Software loading benches <

DESCRIPTION

Equipment designed to load specific helicopters systems software.









REFERENCE		FEATURES	O / I LEVEL	ATA	LABEL	WEIGHT	SIZE	A/C TYPE APPLICABILITY
703a97672400 Flight Control Display System - Central Panel Display System Configuration Tool		Device to load new avionics data in the helicopter or unload failures with a software Including: 1 card RS 485, 1 software interface and 1 cable (6m)	O/I	45-00				EC135, EC635, H135
703A97687000 Loading Tool Kit with CMA9000 capability		Device used for loading of 4 different calculators: AMC, DMAU, MFD and CMA9000 Operating temperature: -10	I	13-00	CE	3 (kg)	0,4 x 0,4 x 0,4 (m)	EC225, H135, H145, H145M, H175
703A97687100 Loading Tool Kit without CMA9000 capability		Device used for loading of 3 different calculators: AMC, DMAU and MFD	I	13-00	CE	3 (kg)	0,5 x 0,4 x 0,2 (m)	EC225, H135, H145, H145M, H175
L882M3240966 FCDS CPDS Loading Tool Kit		Consists of avionic new configuration tool	I	31-01				EC135, EC145, EC635, H135



Fluids test cases (hydraulic, cooling, fuel, etc) <


DESCRIPTION

Devices designed to fill, drain, clean and test any helicopter fluid system.

REFERENCE		FEATURES	O / I LEVEL	ATA	LABEL	WEIGHT	SIZE	A/C TYPE APPLICABILITY
6695-12-176-1699 Sampling Device		Device necessary to take samples of liquids to perform spectrographic analysis	I	29-01		0,02 (kg)		EC635, H135, H145, H145M
FSL2100078 Nitrogen Purge Fill Kit		Device to perform the nitrogen purge procedure on FLIR Star Safire III, HD and 380 HD/HDc	I	33-03				EC135, EC145, EC635, H135, H135H, H145, H145M
B13990 Drain Tool		Device to drain the Fuel Tank	I	12-10				EC135, EC145, EC635, H135, H135H, H145, H145M
L134M2801101 Fuel Tank Leakage Test Equipment		Device to test the fuel cell of possible leakages	I	28-01		3,2 (kg)	0,25 x 0,20 x 0,20 (m)	EC635, H135
441502 Plastic Pocket		Device for Oil Change	I	65-02				EC135, EC635, H135, H135H
X280P03T1101 Fuel Sump Drain Tool		Device to drain the tank before maintenance operations	I	28-01		1,3 (kg)	0,33 x 0,15 x 0,15 (m)	EC635, H135, H145, H145M
215372-0 Emergency Floatation System Pressure Inlet		Consists of an adaptor for manifold	I	32-03				EC635, H135, H145, H145M
L135M2903101 Hydraulic Bleeding Unit		Device to bleed hydraulic system after maintenance operations	I	29-01		0,4 (kg)	0,12 x 0,12 x 0,25 (m)	EC635, H135, H145, H145M
ASC3000 Air Conditioning Service-Station		Consists of of air conditioning filling unit	I	21-01				EC635, H135, H145, H145M



Fluids test cases (hydraulic, cooling, fuel, etc) <


REFERENCE		FEATURES	O / I LEVEL	ATA	LABEL	WEIGHT	SIZE	TYPE APPLICABILITY
L135M2904101 Hydraulic Pressure Gauge		Device used as an external measuring device for hydraulic pressure	I	29-01		3,0 (kg)	0,40 x 0,16 x 0,07 (m)	EC635, H135, H145, H145M



Fluids test accessories <

DESCRIPTION

Interface accessories complementing fluid test case to connect bench to the helicopter.

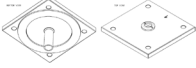







REFERENCE		FEATURES	O / I LEVEL	ATA	LABEL	WEIGHT	SIZE	A/C TYPE APPLICABILITY
HMF-BG-135-200.02-PW Oil Drain Hose		Device used for oil change of the tail rotor transmission	I	65-22				EC635, H135



Miscellaneous/simple mechanical tools <



DESCRIPTION

Mechanical tools enabling to conduct verification and adjustment without defined measurement and calibration value.

REFERENCE		FEATURES	O / I LEVEL	ATA	LABEL	WEIGHT	SIZE	A/C TYPE APPLICABILITY
L622P6001101 Rotor Hub-Shaft Transport Lock		Device to lock the Rotor Hub Shaft for transportation/shipment	I	07-51				EC635, H135
L133M6705101 Main Rotor Controls Fixing Clamp		Device for adjustment of the Main Rotor Controls	I	62-02		0,2 (kg)	0,11 x 0,13 x 0,05 (m)	EC635, H135
216175-0 Emergency Floatation System Packing Kit		Device necessary for packing on the floats after testing and/or repair	I	32-03				EC635, H135
TTT-135 Trim Tabs Measuring/ Bending Tool		Device used as a measuring and bending tool for trim tabs on main rotor blades	I	18-10		0,8 (kg)	0,20 x 0,15 x 0,06 (m)	EC635, H135
RA18403 Multi-Head Fin Straightener		Device to re-align air conditioning cooling/evaporator fins	I	21-01				EC635, H135, H145, H145M
59766A0000-01 Holding Device		Consists of holding device for Main Rotor actuators after removal	I	67-05				EC635, H135, H145
AE73655H Fuel Tank Leakage Test		Device for fuel tank leakage tests on auxiliary tank Consists of a coupling device	I	28-02				EC635, H135
AE73638H Fuel Tank Leakage Test		Device for fuel tank leakage tests on auxiliary tank Consists of a coupling device	I	28-02				EC635, H135
L134M6702101 Pedal Lock Tail Rotor Controls		Consists of a pedal locking for neutral position of Tail Rotor rigging	I	67-01		0,56 (kg)	0,24 x 0,05 x 0,08 (m)	EC635, H135, H145



Miscellaneous/simple mechanical tools <

REFERENCE		FEATURES	O / I LEVEL	ATA	LABEL	WEIGHT	SIZE	TYPE APPLICABILITY
WDR9000 GOODRICH Hoist Cable Servicing Kit		Device to inspect and control the hoist cable	I	85-01				EC635, H135, H145, H145M
L134M2803101 Leakage tests Shutter- Kit		Device to perform external leakage tests on the fuel bladder cells	I	28-01		2,0 (kg)	0,28 x 0,17 x 0,06 (m)	EC635, H135

Services and
maintenance benches







Ground Power Units and starters, battery chargers <

DESCRIPTION

Equipment designed to perform helicopter starting and supply electrical power.



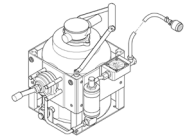

REFERENCE	FEATURES	O / I LEVEL	ATA	LABEL	WEIGHT	SIZE	A/C TYPE APPLICABILITY
KA2010 Super Master Charger 	Device designed to charge, trickle charge and analyze (discharge) Nickel-Cadmium, Sealed Lead-Acid and other types of rechargeable batteries Charge: constant current, programmable: 0 to 50A Discharge: constant current, programmable, 0 to 60A	I	24-00	CE	70 (kg)	0,7 x 0,6 x 0,4 (m)	AS332, AS350, AS355, AS365, AS532, AS550, AS555, AS565, EC120, EC130, EC135, EC155, EC225, EC635, EC725, H160, H175, SA330
HMF-BG-135-900 Mobile Ground Power Unit 	Consists of an external power supply for helicopter maintenance operations and helicopter starting	O	24-01			1,0 x 1,1 x 1,1 (m)	EC635, H135, H145, H145M



Hydraulic benches, air cooling and accessories <

DESCRIPTION

Equipment such as special bench enabling to lead maintenance on fluid systems, filing, etc.


REFERENCE		FEATURES	O / I LEVEL	ATA	LABEL	WEIGHT	SIZE	A/C TYPE APPLICABILITY
L135M2901101 Hydraulic Pump Drive (220 V)		Device enabling power-up hydraulic systems for ground test Conceived to check the flight control system Connected directly to the Main Gear Box	I	29-01		4,0 (kg)	0,50 x 0,14 x 0,15 (m)	EC635, H135
L135M2905101 Hydraulic Pump Drive (110 V)		Device enabling power-up hydraulic systems for ground test Conceived to check the flight control system Connected directly to the Main Gear Box	I	29-01		4,0 (kg)	0,50 x 0,14 x 0,15 (m)	EC635, H135
L135P2902101 Filling Unit		Device used to perform re-filling of hydraulic system with fluid	I	29-01		8,7 (kg)		EC635, H135, H145, H145M
ACTR5150A Digital Manifold		Device to test pressure and leakage of air conditioning system	I	21-01				EC635, H135, H145, H145M



Engine rinsing benches <

DESCRIPTION

Equipment enabling to eliminate salt when the helicopter is operated close to a sea area.



REFERENCE	FEATURES	O / I LEVEL	ATA	LABEL	WEIGHT	SIZE	A/C TYPE APPLICABILITY
BO-WG-2018.001 Engine Washing Device	Device to wash the engine Pressure maximum: 7 bars 20 l Tank for cold water 10 l Tank for cold cleaner Effectivity: Turbomeca	I	71-01		59 (kg)	0,43 x 0,62 x 1,03 (m)	EC135, EC145, EC635, H135, H145, H145M
HMF-BG-135-110 Engine Washing Device Adaptor Kit	 Consists of a rinsing/washing hose with the adaptor/connector to plug the hose on the engine washing device	I	71-01				EC635, H135



Simple or standard pumps <

DESCRIPTION

Equipment enabling to inject liquids, gases or air.

REFERENCE		FEATURES	O / I LEVEL	ATA	LABEL	WEIGHT	SIZE	A/C TYPE APPLICABILITY
L290P7002101 Hydraulic Hand Pump		Device for the functional test of the valve block/reservoir of the hydraulic power system Equipped with analog manometer	I	29-00				EC635, H135
213594-0 Emergency Flootation System Vacuum Pump		Consists of an emptying system for the floatation system after testing operation	I	32-03				EC635, H135, H145, H145M
L282P3801051 Suction De-fueling Unit		Device for the de-fueling of the helicopter	I	28-01				EC635, H135



IT Devices





DESCRIPTION

Maintenance software enabling data loading, collection, analysis...

REFERENCE		FEATURES	O / I LEVEL	ATA	LABEL	WEIGHT	SIZE	A/C TYPE APPLICABILITY
X135P01S0543 PGS SW Vision		PGS SW Vision - H145(M) Step 2 - H145(M) Step 3 - H135H Step 2+ - H135H Step 3+	I	31-02				H135, H145, H145M
X135P02S0543 PGS SW Analysis		PGS SW Analysis - H145(M) Step 2 - H145(M) Step 3 - H135H Step 2+ - H135H Step 3+	I	31-02				H135, H145, H145M
X135P03S0543 PGS SW 3D		PGS SW 3D - H145(M) Step 2 - H145(M) Step 3 - H135H Step 2+ - H135H Step 3+	I	31-02				H135, H145, H145M
E467P72S0301 T3H/P3H HFDM Database for PGS Visio Step3+		Database to configure PGS Vision to visualize HFDM data.	I	46-00				H135
E467P73S0301 T3H/P3H HFDM Database for PGS Analysis Step3+		Database includes "Events" and it is used with PGS Analysis to perform HFDM analysis.	I	46-00				H135
X467P48S0101 Raster Tool V 1.0		SW tool allowing to convert Raster maps to Helionix format Provided on CDROM	I	46-00				H135, H145, H145M
E467P71S0301 HFDM Converter Database Step3+		HFDM Converter Database Step3+	I	46-00				H135
X135P50S0100 Data Collection Module V1.0		Device for H/C Data Collection and transfer with AH	I	13-01				EC135, EC145, EC635, H135, H135H, H145, H145M
X135P11S0105 Maintenance Ground Station V1.5		Maintenance Ground Station V1.5	I	13-01				H135H, H145, H145M



Software <

REFERENCE		FEATURES	O / I LEVEL	ATA	LABEL	WEIGHT	SIZE	TYPE APPLICABILITY
E467P74S0301 P3H/T3H HFDM Database for PGS 3D Basic Step3+		PGS 3D Basic DB, delivered by default with PGS 3D SW module	I	46-00				H135
X467P70S0103 HFDM Converter V1.3		HFDM Converter V1.3 - H145(M) Step2 - H145(M) Step3 - H135H Step2+ - H135H Step3+	I	46-00				H135, H145, H145M
L135P64S0105 H135 P3 MGS V1.5 Configuration Files Package (UMS & FM) - MARMS 1.4		H135 P3 MGS V1.5 Configuration Files Package (UMS & FM) - MARMS 1.4	I	13-01				H135
E467P74S0201 P3H/T3H HFDM Database for PGS 3D Basic Step2+		PGS 3D Basic DB, delivered by default with PGS 3D SW module	I	46-00				H135
X467P41S0500 Airbus Helicopters Data Loader V5		Consists of a CD with the software AH Data Loader V3 2 versions exists: basic version (ADS loading of HTAWS, SVS, DMAP etc., Flight Data downloading from H/C) and full version (AMC, MFD, Configuration files)	I	46-01		0,1 (kg)	0,1 x 0,1 x 0,01 (m)	H135H, H145, H145M
X467P45S0124 Electronic Flight Bag Mission Ground Station		SW tool to edit EFB data (FLM, charts, pilot check lists, etc.) and convert to Helionix format Provided on CDROM	O/I	46-00				H135, H145, H145M
E467P71S0201 HFDM Converter Database Step2+		HFDM Converter Database Step2+	I	46-00				H135
E467P72S0201 T3H/P3H HFDM Database for PGS Visio Step2+		Database to configure PGS Vision to visualize HFDM data.	I	46-00				H135
E467P43S0400 H135 P3H H/C 2 MFD Package for AHDL V4.0		H135 P3H H/C 2 MFD Package for AHDL V4.0- H135 P3H Step 2+- H135 P3H Step 3+	I	46-01		0,1 (kg)	0,1 x 0,1 x 0,01 (m)	H135H



Software <

REFERENCE		FEATURES	O / I LEVEL	ATA	LABEL	WEIGHT	SIZE	TYPE APPLICABILITY
E467P73S0201 T3H/P3H HFDM Database for PGS Analysis Step2+		Database includes "Events" and it is used with PGS Analysis to perform HFDM analysis.	I	46-00				H135
L135P63S0105 H135 P3 MGS V1.5 Configuration Files Package (UMS & FM) - MARMS 1.3		H135 P3 MGS V1.5 Configuration Files Package (UMS & FM) - MARMS 1.3	I	13-01				H135
E467P42S0400 H135 T3H H/C Package for AHDL V4.0		H135 T3H H/C Package for AHDL V4.0 - H135 T3H Step 2+ - H135 T3H Step 3+	I	46-01		0,1 (kg)	0,1 x 0,1 x 0,01 (m)	H135
E467P44S0400 H135 T3H H/C 2 MFD Package for AHDL V4.0		H135 T3H H/C 2 MFD Package for AHDL V4.0- H135 T3H Step 2+- H135 T3H Step 3+	I	46-01		0,1 (kg)	0,1 x 0,1 x 0,01 (m)	H135H
E467P41S0500 H135 P3H H/C Package for AHDL V5.0		H135 P3H H/C Package for AHDL V5.0- H135 P3H Step 2+- H135 P3H Step 3+	I	46-01		0,1 (kg)	0,1 x 0,1 x 0,01 (m)	H135H
E467P42S0500 H135 T3H H/C Package for AHDL V5.0		H135 T3H H/C Package for AHDL V5.0- H135 T3H Step 2+- H135 T3H Step 3+	I	46-01		0,1 (kg)	0,1 x 0,1 x 0,01 (m)	H135H
E467P41S0400 H135 P3H H/C Package for AHDL V4.0		H135 P3H H/C Package for AHDL V4.0 - H135 P3H Step 2+ - H135 P3H Step 3+	I	46-01		0,1 (kg)	0,1 x 0,1 x 0,01 (m)	H135
E135P61S0104 H135 P3H MGS V1.4 Configuration Files Package (HMS, UMS, FM & RTB) - Step 2+		H135 P3H MGS V1.4 Configuration Files Package (HMS, UMS, FM & RTB) - Step 2+	I	13-01				H135
E135P62S0104 H135T3H STEP2+ MGS CONFIG FILE PACKAGE		H135 T3H MGS V1.4 Configuration Files Package (HMS, UMS, FM & RTB) - Step 2+	I	13-01				H135H



REFERENCE	FEATURES	O / I LEVEL	ATA	LABEL	WEIGHT	SIZE	TYPE APPLICABILITY
L135P61S0105 H135 T3 MGS V1.5 Configuration Files Package (UMS & FM) - MARMS 1.3	H135 T3 MGS V1.5 Configuration Files Package (UMS & FM) - MARMS 1.3	I	13-01				H135
L135P61S0104 H135 T3 MGS V1.4 Configuration Files Package (UMS & FM) - MARMS 1.3	H135 T3 MGS V1.4 Configuration Files Package (UMS & FM) - MARMS 1.3	I	13-01				H135
E135P63S0105 H135 T3H / P3H STEP3+ MGS CONFIG FILE PACKAGE	H135 T3H / P3H MGS V1.5 Configuration Files Package (HMS, UMS, FM & RTB) - Step 3+	I	13-01				H135H
E135P62S0105 H135T3H STEP2+ MGS CONFIG FILE PACKAGE	H135 T3H MGS V1.4 Configuration Files Package (HMS, UMS, FM & RTB) - Step 2+	I	13-01				H135H
E135P61S0105 H135 P3H MGS V1.5 Configuration Files Package (HMS, UMS, FM & RTB) - Step 2+	H135 P3H MGS V1.5 Configuration Files Package (HMS, UMS, FM & RTB) - Step 2+	I	13-01				H135H
L135P62S0105 H135 T3 MGS V1.5 Configuration Files Package (UMS & FM) - MARMS 1.4	H135 T3 MGS V1.5 Configuration Files Package (UMS & FM) - MARMS 1.4	I	13-01				H135
L135P62S0104 H135 T3 MGS V1.4 Configuration Files Package (UMS & FM) - MARMS 1.4	H135 T3 MGS V1.4 Configuration Files Package (UMS & FM) - MARMS 1.4	I	13-01				H135
L135P64S0104 H135 P3 MGS V1.4 Configuration Files Package (UMS & FM) - MARMS 1.4	H135 P3 MGS V1.4 Configuration Files Package (UMS & FM) - MARMS 1.4	I	13-01				H135
L135P63S0104 H135 P3 MGS V1.4 Configuration Files Package (UMS & FM) - MARMS 1.3	H135 P3 MGS V1.4 Configuration Files Package (UMS & FM) - MARMS 1.3	I	13-01				H135



Fleet Management System (Soft & Hard) <

DESCRIPTION

IT tools enabling to manage helicopter data.


REFERENCE	FEATURES	O / I LEVEL	ATA	LABEL	WEIGHT	SIZE	A/C TYPE APPLICABILITY
D313P2023051 Cockpit Voice & Flight Data Recorder Test Equipment w/o PGS Software	Consists of Cockpit Voice & Flight Data Recorder Test Equipment w/o PGS Software	I	31-02		1,5 (kg)	0,23 x 0,18 x 0,12 (m)	EC135, EC145, EC635, H135, H145, H145M
B313P2001051 Aircraft Test Equipment Present Connector	Consists of a connector kit for Cockpit Voice & Flight Data Recorder	I	31-02				EC135, EC145, EC635, H135, H145, H145M
L313P1001051 Cockpit Voice & Flight Data Recorder Test Equipment (Honeywell)	Device used to read-out and test the CVFDR Data Recorder	I	31-02				EC135, EC635, H135
L313P2001051 Cockpit Voice & Flight Data Recorder Test Equipment (L3com)	Consists of an updated software version 5.2 valid for Cockpit Voice & Flight Data Recorder from L3Com Including: USB HW Interface MDU379, software, network cable (5m) and cable FDAU monitoring	I	31-02		1,5 (kg)	0,23 x 0,18 x 0,12 (m)	EC135, EC635, H135



Mission preparation stations <

DESCRIPTION

IT tools (Hardware & Software) such as cartography, flight plan, etc, enabling to conduct mission preparation.

REFERENCE		FEATURES	O / I LEVEL	ATA	LABEL	WEIGHT	SIZE	A/C TYPE APPLICABILITY
On Request SIRINA Mission Preparation Station		SIRINA is a Mission Planning and Debriefing System dedicated to pilots for their flights preparation and feasibility, for all type of mission environment (including military tactical missions), and for mission debrief. Before flight pilots plan navigatio	O/I	34-00	CE	2 to 9 (kg) Depending if it is laptop or desktop		AS350, AS355, AS365, AS365C, AS366, AS550, AS555, AS565, EC130, EC135, EC145, EC155, EC635, GAZELLE, H135, H145, H145M, SA360



Miscellaneous





Mechanical toolbox or kits <

DESCRIPTION

Package of standard mechanical tools enabling to accomplish mechanical maintenance tasks.



REFERENCE		FEATURES	O / I LEVEL	ATA	LABEL	WEIGHT	SIZE	A/C TYPE APPLICABILITY
WDR9006 Field Maintenance Kit		Consists of tools set trolley for line/field maintenance (Detailed list of tools can be submitted on request)	I	99-01				EC635, H135, H145, H145M
WDR9015 Engine Mechanic Tool Set extended	<small>EXTENDED MECHANIC ENGINE KIT P/N 9000111 400 SAP 100000 EXTENDED MECHANIC KIT</small> 	Engine Mechanic Tool set extended and boroscopic device to inspect the Engines (Detailed list of tools can be submitted on request)	I	71-01				EC135, EC145, EC635, H135, H135H, H145, H145M
SNAP-ON EXTENDED MECHANIC NEW Extented Mechanic Tools Kit		Including additional tools necessary for mechanical operations (Detailed list of tools can be submitted on request)	I	99-01				EC635, H135, H145, H145M
SNAP-ON BASIC MECHANIC 1 Standard Mechanic Tools Kit		Including all tools necessary for mechanical operations (Detailed list of tools can be submitted on request)	I	99-01				EC635, H135, H145, H145M



Electrical toolbox or kits <

DESCRIPTION

Package of standard electrical tools enabling to accomplish electrical maintenance tasks.

REFERENCE		FEATURES	O / I LEVEL	ATA	LABEL	WEIGHT	SIZE	A/C TYPE APPLICABILITY
SNAP-ON EXTENDED AVIONIC BOX T2 Extended Avionic and Electric Tools Kit		Including additional tools necessary for avionic operations (Detailed list of tools can be submitted on request)	I	99-01				EC135, EC145, EC635, H135, H145, H145M
SNAP-ON BASIC AVIONIC 1 Standard Avionic & Electric Tools Kit		Including all tools necessary for avionic and electrical operations (Detailed list of tools can be submitted on request)	I	99-01				EC135, EC145, EC635, H135, H145, H145M



Standard handtools or miscellaneous <

DESCRIPTION

Standard tools required for repairing.







REFERENCE		FEATURES	O / I LEVEL	ATA	LABEL	WEIGHT	SIZE	A/C TYPE APPLICABILITY
6813A64 Sliding Caliper 1/4"-6"		Device used for inspection on starter generator	I	24-01				EC635, H135
SNAP-ON GOODRICH HOIST GOODRICH Hoist Tools Set		Consists of a basic kit to maintain the hoist	O/I	85-01				EC635, H135, H145, H145M
HMF-BG-135-201-TM Drain Kit Turbomeca		Device used for oil change of the main transmission	I	63-21				EC635, H135
L281M8808101 Funnel		Device for fuel tank leakage tests on auxiliary tank Consists of a cone assy	I	28-02				EC635, H135
083561 Lubricating Pump Accessory		Device used to lubricate parts with grease (e.g. Swashplate)	I	62-03				EC635, H135



Specific handtools or miscellaneous <

DESCRIPTION

Elaborated tools required for repairing.



REFERENCE		FEATURES	O / I LEVEL	ATA	LABEL	WEIGHT	SIZE	A/C TYPE APPLICABILITY
L792M3004102D312-01 Screwing Device		Device for Main Gear Box fan repairing	I	79-01		0,3 (kg)	0,08 x 0,04 x 0,04 (m)	EC635, H135
L792M3004105D312-01 Screwing Device		Device for Main Gear Box fan repairing	I	79-01				EC635, H135
L622P3006101 Hydraulic Tool-Bushings Rotor Shaft		Device to replace the flange bushing in the hub-shaft flange for the Main Rotor Shaft	I	62-02				EC635, H135
L134M2802101 Fuel Tank Montage Kit		Device to install the fuel tank bleeding tubes on the helicopter floor	I	28-01		0,56 (kg)	0,31 x 0,12 x 0,05 (m)	EC635, H135, H145, H145M
ACT2100 Hydra-Krimp Hydraulic Crimp Tool Set		Hydraulic Crimp Tool Set	I	20-01				EC135, EC635, H135, H135H
HMF-BG-135-210 Oil Filling Device		Device used for oil change on the Main Gear Box	I	63-02				EC635, H135
1X56136858 Counterholder Power Wrench		Device used for removal/ installation of the Main Rotor Hub shaft nut	O	62-02		6,9 (kg)	0,35 x 0,20 x 0,01 (m)	EC635, H135



Other miscellaneous <

DESCRIPTION

Other kind of tools and ground support equipment required for maintenance activities.

REFERENCE		FEATURES	O / I LEVEL	ATA	LABEL	WEIGHT	SIZE	A/C TYPE APPLICABILITY
L132M0016101 Storage/Transport Sack		Device to store and transport devices	I	10-10				EC635, H135
212-014-01 Cargo Hook Slave Cylinder Bleed Kit		Device for bleeding of cargo hook slave cylinder	I	85-11				EC635, H135, H145, H145M
212-034-00 Cargo Hook Dry Break Coupler Bleed Kit		Device used for bleeding of cargo hook dry break coupler	I	85-11				EC635, H135, H145, H145M



Qualified consumables

<

DESCRIPTION

Qualified consumables required for maintenance tasks.

REFERENCE	FEATURES	O / I LEVEL	ATA	LABEL	WEIGHT	SIZE	A/C TYPE APPLICABILITY
215520-0 Emergency Floatation System Maintenance Kit	Consists of a set of consumables floats repairing	I	32-03				EC635, H135



Tools & GSE **Services**



Easy Spare Parts

Sales & Distribution

Supply any procurable new and used parts including tools & Ground Support Equipment, for the whole Airbus Helicopters range.

Easy Spare Parts service has been tailored to match customers expectations in terms of reactivity and delivery lead times.

100% commitments on parts delivered on time for planned orders⁽¹⁾, Airbus Helicopters offers a compensation for possible late deliveries in accordance with Standard Conditions of Sale.

⁽¹⁾ Planned orders : requested delivery date above 15 days from the order date

As a digital solution, this Pay-By-Event service is available through the eOrdering service on our AirbusWorld collaborative platform. It allows customers to easily find parts they need while providing all order tracking information.

Airbus Helicopters customers may now benefit from our new Marketplace accessible through the eOrdering service on our AirbusWorld collaborative platform. They will find extended parts catalogues from specialized Vendors, including tools & Ground Support Equipment.



Technical Support

Service scope

For any technical question related to Tools & GSE, get in direct contact with our worldwide technical network of tech-reps & customer centers positioned close to your operations.

For any AOG needs, a responsive 24/7 service around the clock taking care of you anytime, anywhere and is also accessible through a unique contact or through the Technical Request service on our AirbusWorld collaborative platform.

AIRBUS

HELICOPTERS

HCare**24/7 Worldwide Customer Support**

customersupport.helicopters@airbus.com

Phone: + 33 4 42 85 97 97

Fax: + 33 4 42 85 99 96

AirbusWorld customer portal<https://keycopter.airbus.com>

Commercial Off The Shelf Tools & Ground Support Equipment (COTS)

For the supply of COTS tools and ground support equipment, comprising standard equipment that is generally available on the market such as power supply benches, pressure generators, multimeters etc, Airbus has signed a cooperation agreement with the company Kit-Aero.

Under this agreement, Kit-Aero will now handle the promotion, sales and after-sales support of COTS tools and ground equipment towards Airbus helicopters' Customers.

The objective of this set-up is to improve customer satisfaction by providing a single focal point for sales and support on COTS segment, attractive prices and technical expertise and products benchmark.

For requests related to COTS tools and ground support equipment, Airbus Helicopters Customers are invited to visit Kit-Aero's website (www.kit-aero.com) or contact them directly at info@kit-aero.com.



Because we care about customers' satisfaction, we work to always offer you more services. We are pleased to inform you that our eOrdering platform is evolving to become the reference Marketplace for all your spare parts.

Airbus Helicopters is now proposing his own marketplace with a selection of products from several external vendors.

These new products ranges are available within the two new categories: tools and ground support equipment, chemicals and consumable materials, providing you the opportunity to purchase a wider range of products sold by specialists.

If you have any question or issue when interfacing with external vendors on a specific order, please contact support.marketplace.ah@airbus.com. A dedicated team will support you.

Your usual Customer Logistic Manager (CLM) remains at your disposal to respond to any generic questions or claims you may have on this new offer.

e.ordering

Standard Conditions of **Sale**

1 - DEFINITIONS

- AOG (Aircraft On Ground) means a situation in which the Helicopter is unable to fly or is ineligible to return to service because of an unscheduled need for replacement or major repair of components, that is not related to scheduled maintenance tasks.

- BFE/CFE means Buyer Furnished Equipment / Customer Furnished Equipment.

- Certificate of Conformity (or Statement of Conformity) means the document issued by the Seller's quality assurance organization after completion of procedures approved by the respective authorized national agency certifying the Product's conformity with the Seller's applicable specifications.

- CAMO means Continuing Airworthiness Management Organization.

- Contract means the agreement between the Seller and the Customer of which these Standard Conditions of Sale form part, comprising the applicable Specific Annex(es) and the Purchase Order or Order Confirmation.

- Core Unit means the used Part sent by the Customer to the Seller in case of exchange for an overhauled or repaired Part under the standard exchange service.

- Customer means the person, entity, or company to whom the Seller sells any Products and/or Services under the Contract.

- Customer Center means a subsidiary or an affiliated company of the Seller.

- Documentary Credit means an irrevocable, confirmed and nontransferable documentary credit.

- EASA means European Aviation Safety Agency.

- Helicopter means helicopter manufactured by the Seller.

- Item means transmission components, blades and/or equipment.

- OTL, SLL mean respectively Operating Time Limit and Service Life Limit.

- Part means a piece of an Item or a Product.

- Party/Parties mean either separately or collectively the Customer and/or the Seller.

- Product(s) means the goods to be provided by the Seller under the Contract in compliance with the applicable specification and/or definition, including all types of Helicopters, optional equipment, Spare Parts, tools, other equipment, documentation, technology, data, software on a Product (and any other goods mentioned in the Specific Annex(es), when applicable).

- Production Organization Approval (POA) means approvals issued by the respective competent authority to the Seller in compliance with EASA part 21/G regulation.

- Order Confirmation means the acknowledgement of receipt of the Customer's order by the Seller, i.e. either the confirmation sent by the Seller to the Customer to take into account the Customer's order or the approval sent by the Customer to the Seller on the Quotation.

- Purchase Order (or Order) means the order covering the acquisition of Products and/or Services.

- Quotation means the priced offer and associated conditions, sent to the Customer by the Seller.

- RMA means Return Material Authorization format provided by the Seller for the purposes of the warranty article and/or R&O Service.

- R&O means the following activities: repair, overhaul, standard exchange, inspection and modification of an Item.

- Seller means Airbus Helicopters (SAS) located in Marignane, France and/or Airbus Helicopters Deutschland GmbH, located in Donauwörth, Germany.

- Service(s) means the services which may be performed under the Contract consisting of:

- performance of R&O
- Technical Data, technical assistance, technical expert
- services, and/or tool rental
- performance of Training,
- SaaS,

- and any other services mentioned under the Specific Annex(es), when applicable.

- SaaS (Software As A Service) means a software application available online on an internet website and/or a software application available on defined mobile operating system(s).

- Specific Annex (or Annex) means the annex of the SCS outlining specific conditions.

- Spare Parts means new parts to be provided by the Seller.

- SCS means general Standard Conditions of Sale for Products and Services.

- SB means Service Bulletin.

- STC means Supplemental Type Certificate and also refers to an equipment which has a STC.

- TAT means Turn Around Time, from the time the Seller receives the Customer's Item and its related and valid documents in its facility up to the time the Item is at the Customer's disposal Free Carrier (FCA) Incoterms® 2010 at Seller's facility, less the Customer's approval lead time and/or less lead time due to Customer's responsibility discrepancies.

- Training Items means training software, training documentation and courseware.

- Training means training need analysis, training courses, simulator sessions and on-the-job training.

- TSN, TSO, TSR, TBO mean respectively Time Since New, Time Since Overhaul, Time Since Repair and Time Between Overhaul.

- VAT means Value Added Tax.

2 - SUBJECT AND SCOPE

These general Standard Conditions of Sale apply to any sale of Products and/or Services sold by the Seller to its Customer(s), excluding brokerage or other distributor activities. The purchase of the Products and/or Services by a Customer is considered to be performed within the framework of its professional activities.

These general Standard Conditions of Sale are supplemented by the relevant Specific Annex(es) as quoted hereinafter, when applicable:

- for Helicopter sales:

- Sale of new Helicopters and associated services
- Sale of pre-owned Helicopters and associated services

- and for Products (other than Helicopters) and Services:

- Sale of Spare Parts
- R&O Services
- Technical Data, technical assistance, technical expert services, tool rental
- Training Services and Training Items
- Helicopter maintenance, repair, overhaul, inspection, upgrade and retrofit
- SaaS

3 - PURCHASE ORDER / QUOTATION

3.1 Sale of Helicopters and associated Services – Purchase Order

The Helicopter Contract shall be binding when signed by both the Seller and the Customer and shall come into force upon receipt by the Seller of the initial down-payment and subject to compliance to article 4.1.

3.2 Products and Services sold independently of a Helicopter sale – Order issuance, acceptance

Customer's Orders shall be confirmed by the Seller in writing. The Contract shall become binding upon receipt by the Customer of the Seller's Order Confirmation and shall come into force upon receipt by the Seller of the down payment when relevant (as mentioned under article 6.2) and subject to compliance to article 4.1.1. The delivery schedule shall become effective upon receipt of the down payment.

In case the Customer requires a Quotation from the Seller, the Contract shall become binding when the Seller receives the Customer's written approval of such Quotation issued without changes. Said Quotation duly signed by the Customer shall constitute the Order Confirmation when received by the Seller.

3.3 Purchase Order modifications

3.3.1 Modifications to Purchase Order by the Seller

Pursuant to new manufacturing or engineering requirements, obsolescence or new regulations, the Seller shall be entitled to carry out modifications without the consent of the Customer, as long as these modifications do not affect the specification and/or performance of the Product and/or Services, and/or delivery time. Should the requirements affect specification and/or performance of the Product and/or Services, related costs and/or delivery time, the Seller and the Customer shall agree on the contractual consequences. If the Parties fail to reach an agreement within one (1) month, the Seller shall be entitled to terminate the Contract under the conditions stated in article 14.2.

3.3.2 Modifications to Purchase Order modifications by the Customer

Any changes or configuration changes requested by the Customer require prior mutual written agreement of the Parties and may lead to an adjustment of the price and/or delivery time.

4 - EXPORT AND IMPORT LICENCES – AUTHORIZATIONS, CUSTOMS

The Customer hereby undertakes to comply at all times with all applicable laws and regulations in particular and not limited to national and international anti-corruption, anti-money laundering and export control laws and regulations (together "Regulatory Rules").

4.1 Representation from the Customer and Know your Customer policy

The Customer undertakes to provide truthful, accurate and complete information to the Seller such as may be required by the Seller from time to time to comply with its obligations pursuant to the Regulatory Rules, including but not limited to information on the Customer's corporate structure and shareholding, or source of financing of the Contract. The Contract will only come into force once the Seller has received from the Customer all required information and performed all necessary verifications pursuant to the Regulatory Rules and to the "Know your Customer" policy of the Seller.

During Contract execution, failure by the Customer to comply with the Regulatory Rules and /or failure to timely provide all necessary information and/or cooperate with the Seller shall entitle the Seller to terminate the Contract forthwith without any prior notice and liability whatsoever.

4.2 Export and Import licences - authorizations

All Products, including but not limited to item(s)/commodity(ies) (goods/hardware, software and technology(ies)) and/or Services may be subject to export laws and regulations as well as national, foreign and international regulations, and the Parties acknowledge that violations to such laws and regulations are prohibited.

The Seller will perform all necessary and appropriate procedures for requesting any official authorizations (such as export licences) needed for the performance of the

Contract. The Customer agrees to provide reasonable assistance or any documentation or certificate requested by the Seller to obtain the necessary authorizations and/or to ensure compliance with the applicable laws and regulations. The Seller shall not be held liable if the authorizations are not granted or are granted with delay or if an authorization that has been granted is revoked or not renewed. Such event shall be considered as a force majeure event as defined in article 13.1.

The Customer shall obtain in due time any import licence/authorization required in its country for the Products and/or Services covered in the Contract and shall provide in due time the Seller upon its request with an end-user certificate duly signed by an empowered representative or, when necessary, its national authorities. The Seller agrees to provide, upon Customer's written request, reasonable assistance and any documentation for obtaining the import licences and/or to ensure compliance with the applicable laws and regulations.

Export licences/authorizations are provided for a specific end-use/enduser and/or with specific provisions and/or conditions. The Customer undertakes to abide by the content of governmental licences/authorizations and to warrant and represent certificates signed in the context of application procedures. Any change in the end-use/ end-user of the corresponding Products and/or Services requires the prior authorization of the government that has issued the said export licences/authorizations. Therefore, prior to any transfer of control, possession, registration, title, ownership, etc. of Products and/or Services to any third party, the Customer shall notify the Seller thereof in order to allow the Seller to assess the necessary actions to be taken and the procedures to be applied. The Customer shall then follow the instructions given by the Seller.

The Parties also agree not to re-export any technical information or technology that may be exported under the Contract without first obtaining the other Party's approval and, when necessary, approval from the relevant Governmental authorities.

4.3 Customs

Irrespective of the applicable Incoterm, if Products are exported directly to a country outside the European Union, the Seller will provide appropriate export customs documentation to the Customer or its designated freight forwarder. The Customer guarantees correct closure of the related customs procedure in due time on leaving the European Union or the country of dispatch. In case of non-compliance, the Customer shall be liable for any additional costs and charges imposed on the Seller by the national tax administration.

If the Seller transports the Products by ferry-flight, the Customer will have to provide additional documentation to the Seller to prove exportation for VAT purposes. The Seller will inform the Customer of the required documentation in due time before the delivery date.

5 - PRICES

5.1 General

Prices are stated and payable in Euros.

Helicopter prices and the prices of other Products and Services sold together with Helicopters are according to the baseline Helicopter definition in force at the date of signature of the Contract and to the specific configuration and scope detailed in the Contract.

For Products and Services sold independently of Helicopters, all invoices for Products and Services will be at the prices stated in the relevant Seller's price list in force, or in the relevant Quotation. The Seller's price lists are subject to regular updates.

Prices relate to Products and Services delivered in accordance with the Incoterms mentioned in each Specific Annex of these SCS.

5.2 Duties and taxes, VAT

Prices are exclusive of taxes, duties and/or charges resulting from administrative and legislative regulations in force in any country other than the Seller's country and of any customs and duty charges, which shall be borne by the Customer.

Prices are exclusive of VAT or sale taxes or turnover taxes or other similar taxes. If applicable, such taxes will be charged in addition.

5.3 Additional costs/ Chargeable amounts

Prices, unless otherwise stipulated in the Contract, do not include any preparation,

packing and crating charges nor any modifications carried out at Customer's request before and after delivery, expenses incurred for the inspection of Products by third parties, expenses relating to freight forwarding, carriage by sea, air or land, ferry-flight, storage and insurance costs incurred after Customer's acceptance.

For all Orders below a minimum amount of two hundred (200) Euros, the Seller reserves the right to invoice a minimum amount of two hundred (200) Euros.

6 - PAYMENTS

6.1 General

The payment obligation will be considered fulfilled at the time the due amount is irrevocably credited in full to the Seller's bank account. The Customer shall make the payment by bank transfer (swift), which, on the Seller's request, may be secured by a stand-by letter of credit or a Documentary Credit.

Any down payments are non-refundable, as they are necessary to partially cover the production, procurement, financial, administrative and other costs. In the event of payment by Documentary Credit, the Customer shall at the time of the initial down payment and/or Purchase Order, open at its own expense, a Documentary Credit in favour of the Seller for the Contract price, reduced by the initial down-payment, if any. The Documentary Credit shall permit partial deliveries and shall be valid for the total specified period of delivery or performance plus three (3) months covering the time required for preparing the necessary documents and for performing the payment. Should the Documentary Credit expire before full delivery is completed, the Customer shall in due time extend, at its expense, the Documentary Credit without any need for action in this respect on the part of the Seller. The Documentary Credit shall be payable at sight in favour of the Seller as deliveries are made upon presentation of the following documents by the Seller to the bank:

- In case of Helicopter sale :

- Commercial invoice in triplicate,
- Statement of conformity or Certificate of Conformity for Helicopters and optional equipment installed therein,
- Authorized release certificate (EASA Form 1) for packed optional equipment and Spare Parts and
- Certificate of Conformity for miscellaneous parts and tools which are not subject to installation on Helicopter.

- In case of Products and Services sold independently of a Helicopter sale

- Commercial invoice in duplicate, and
- Any document specified by the Seller and mentioned under the Contract.

As well, the stand-by letter of credit shall be opened at Customer's expense and payable upon presentation by the Seller on first demand to the bank of the here-above described documents.

6.2 Payment terms

6.2.1 Sale of Helicopters and associated Services

The Customer shall make the following payments:

- An initial down payment of thirty (30) per cent of the contractual amount no later than fifteen (15) calendar days after the signature of the Contract,

- An intermediate down payment of

- Twenty (20) per cent of the contractual amount, six (6) months prior to delivery for H125, H130, H135 and H145 Helicopters, or
- Thirty (30) per cent of the contractual amount, nine (9) months prior to delivery for AS365, H155, H175 and H225 Helicopters,

- The balance of the total contractual amount at the time of the acceptance of the Products and Services and prior to delivery.

In case of sale of pre-owned helicopter(s), the Customer shall make the following payments:

- An initial down payment of thirty (30) per cent of the contractual amount no later than fifteen (15) calendar days after the signature of the Contract,

- The balance of the total contractual amount at the time of the acceptance of the

Products and prior to delivery.

6.2.2 Products and Services sold independently of a Helicopter sale

For any Order, the Customer shall make the following payments:

- Upon Contract signature, a thirty (30) per cent down payment of the total amount of the Contract shall be paid by the Customer no later than fifteen (15) calendar days following the date of invoice;

- Upon delivery of the Products / performance of the Services, the balance of the invoiced amount of the delivered Products or Items / performed Services shall be paid by the Customer no later than thirty (30) calendar days following the date of invoice.

Nevertheless, for Spare Part Orders not exceeding two hundred thousand (200,000) Euros and for R&O Service Orders not exceeding fifty thousand (50,000) Euros, full payment shall be made upon delivery no later than thirty (30) calendar days following the date of invoice.

Payment terms for Services such as, but not limited to, SaaS or Helicopter maintenance, repair, overhaul, upgrade, retrofit or inspection, are specific and defined in the relevant Specific Annex.

Without prejudice to article 6.3, should the Customer be in a situation of past due balance exceedance towards the Seller, the Seller is entitled, without prior notice, to

- alter the terms of payment and request cash in advance payment for any Order and/or

- postpone any Product delivery or Service performance ordered by the Customer to the Seller in any agreement without any liability whatsoever to the Seller; the Seller may charge the Customer for any additional costs and/or expenses incurred as a result of such postponement, such as but not limited to storage, maintenance, loss of training slot.

Unless otherwise agreed, no discount shall be granted by the Seller to the Customer in case of early payment.

6.3 Penalties for late payment

Payment shall under no circumstances be postponed or apportioned for any reason whatsoever. Consequently, in case of late payment, the Customer shall pay to the Seller interest on the unpaid amount at the rate calculated on the basis of ten (10) percentage points per annum computed on the basis of 365 days/year and the actual number of days elapsed since the due date until the actual date of payment without any need for a formal demand or any prior notice.

Without prejudice to the above, should the Customer fail to pay or in the event of a delay in payment, the Seller will be entitled to extend the schedule for an equivalent time period and/or suspend performance of the Contract and/or in all cases, definitively retain the amount of any payments already made by the Customer. The retention of any such payment shall not preclude the Seller from seeking compensation from the Customer for further damages and/or costs. In the event of a delay or failure by the Customer to pay for more than two (2) months, the Seller shall be entitled to terminate the Contract for default of the Customer under the conditions defined in article 14.2.

In addition, when French law is applicable as per article 15, the Customer shall also be liable to the Seller for a fixed amount of forty (40) Euros for cost recovery fees pursuant to French code of commerce article L. 441-6. If the actual costs incurred by the Seller in recovering unpaid sums exceed forty (40) Euros, the Seller shall be entitled to ask for additional compensation upon producing evidence of such actual costs.

7 - QUALITY ASSURANCE AND AIRWORTHINESS

7.1 General

Airbus Helicopters and Airbus Helicopters Deutschland GmbH hold

- a POA issued by EASA according to Part 21/G regulation,

- a maintenance organisation approval in compliance with the EASA Part 145 regulation, as issued by its respective national civil aviation authorities, and

- a training organisation approval in compliance with the EASA Part 147 for maintenance staff and helicopter Part FCL (Flight Crew Licensing) for aircrews as issued by its respective national civil aviation authorities.

The privileges of an approved production organization include the issuance of airworthiness documents.

The Seller holds a CAMO approval certificate issued by its national civil aviation authority in compliance with EASA Part M/ Subpart G.

The official recognition that Products and repaired / overhauled / standard exchange Items have satisfied the quality assurance procedures is certified by the issuance of the following documents:

For Helicopter(s) in baseline definition and installed optional equipment:

- A Statement of Conformity or Certificate of Conformity issued by the Seller's quality organization to certify compliance with the contractual specification,
- An Aircraft Statement of Conformity (EASA Form 52) for Helicopters sold to customers of EASA member states signed by the Seller's authorized certifying staff within the above mentioned POA. The EASA Form 52 allows the issuance by the national civil aviation authority of the certificate of airworthiness for the European countries members of EASA, or
- A certificate of airworthiness for export, for Helicopters sold outside the European Union, issued by EASA upon submission by the Seller of the above mentioned original Helicopter Statement of Conformity (EASA Form 52),
- For the concerned components/equipment, a hard copy of the logcard or a digital one at the Customer's choice,
- Upon request, a certificate of non-registration issued by the national civil aviation authority.

For optional equipment delivered packed, Spare Parts and repaired / overhauled / standard exchange Items:

- Upon request, a Certificate of Conformity or other equivalent document issued by the Seller's authorized certifying staff, for standard components,
- An authorized release certificate (EASA Form 1) for other certified components or non-standard Spare Parts issued on behalf of the national civil aviation authority by the Seller or the Seller's selected workshop,
- A logcard if applicable For new parts/items: a hard copy or a digital one at the Customer's choice,

For other parts/items: if the Customer is using the paper format, in the same format as provided by the Customer, the previous customer or previous user as applicable; if the Customer is using the digital format, a digital one,

- A dual or tri release if required through a bi/tri lateral agreement between authorities (e.g. Federal Aviation Regulation (FAR) 145 / Transport Canada Civil Aviation (TCCA) 145).

For miscellaneous parts and tools which are not subject to installation on the Helicopter (if applicable):

- A Certificate of Conformity issued by the Seller.

The Customer that has its civil helicopter registered in a country under EASA regulation is responsible of any task related to the management of the continuing airworthiness of the helicopter or shall transfer this obligation by signing a contract with a CAMO in order to ensure the proper accomplishment of the airworthiness management activities in accordance with the regulations in force (Part M/ Subpart G). Upon signature of the Contract with the Seller, the Customer shall indicate who will assume the responsibility of the CAMO.

7.2 Modifications after delivery

The Seller will notify the Customer of any modifications that the competent national airworthiness agency has decided to impose on Helicopters or Spare Parts of the same type. In the event of such modifications, the Seller shall make available to the Customer, within a reasonable time, at the latter's request and expense, the equipment kits required to incorporate such modifications to the Helicopter and Spare Parts previously delivered. For this purpose, the Customer shall receive at no additional cost the technical information bulletins relating to the type of Helicopter mentioned in the Contract for as long as at least one (1) Helicopter of the type remains in service with the Customer.

8 - ACCEPTANCE AND TRANSFER OF OWNERSHIP AND RISK

8.1 Helicopter acceptance activities

8.1.1 Helicopter acceptance activities by the Seller

Prior to Customer's acceptance activities for new Helicopters, the Seller shall perform production ground and flight tests on Helicopters. Flight tests will not exceed per Helicopter:

- Twenty (20) flight hours for H125, H130, H135 and H145 or,
 - Thirty (30) flight hours for AS365, H155 and H175 or,
 - Fifty (50) flight hours for H225.
- Equipment and components may be delivered with up to fifty (50) hours and/or the remaining time of equipment and components may be reasonably affected by the industrial cycle. Additional hours may be flown in the event that development and installation of specific equipment is requested by the Customer. The cost of such additional hours shall be borne by the Customer. Helicopter non conformities with certified definition, which have an impact on Helicopter operation and maintenance by the Customer, shall be submitted to the Customer for approval.

Upon satisfactory completion of the Seller's acceptance activities, a Certificate of Conformity will be issued by the Seller. As from the date of issuance of this document, the Helicopters shall be deemed ready for Customer's acceptance, referred to as the "Ready for Acceptance" date.

8.1.2 Helicopter acceptance activities by the Customer

Not later than (1) month prior to the date on which a Helicopter is to be Ready for Acceptance by the Customer, the Seller will provide the Customer with a procedure describing the acceptance process (organization, schedule, documents, etc) and document(s) defining the flight tests that could be performed by the Customer (hereinafter referred to as "Acceptance Test Document(s)"). The purpose of these tests is not to re-perform certification tests. These documents shall be valid for all Helicopters of the same type.

Within one (1) week after receipt of the Ready for Acceptance notice, the Customer shall send to the Seller the information required from the Customer's representatives in order to be admitted to the Seller's premises. The Customer's inspection team shall not exceed three (3) persons.

The acceptance activities by the Customer shall not exceed, per Helicopter:

- One (1) day for H125, H130, H135 and H145, or
- Two (2) days for AS365 and H155, or
- Three (3) days for H175 and H225.

The Customer shall bear its own expenses and costs related to the Customer acceptance activities including but not limited to travel and accommodation of its representatives during this process.

During the Customer's acceptance activities, it may perform acceptance flights, the combined time of which shall not exceed per Helicopter one (1) flight hour for H125, H130, H135 and H145 Helicopters and two (2) flight hours for AS365, H155, H175 and H225 Helicopters.

Acceptance flights will follow the format and procedures described in the Acceptance Test Document(s) provided by the Seller and shall be carried out under the responsibility of a Seller's pilot acting as pilot in command.

Unless a major deviation from the specification is found during the Customer's acceptance, the Customer shall accept the Helicopters as being in conformity with the contractual specifications. The acceptance shall be acknowledged by the Customer's signature of an acceptance certificate, designated as "Acceptance Protocol" and/or "Acceptance and Transfer of Ownership Protocol". If the acceptance certificate is not signed within the above acceptance time period, and without such absence of signature being duly justified in writing explaining the precise reason of the rejection and the contractual grounds thereof, or if the Customer does not attend the acceptance procedure, the acceptance shall be deemed to have been granted by the Customer.

8.2 Acceptance of the other Products than the Helicopters and Services

A Certificate of Conformity or equivalent document is issued by the Seller for Products other than the Helicopters. With regards to Products other than Helicopters, the Customer shall check and notify any defect and/or non-conformity with the Order and/or missing associated documentation in a documented registered letter:

- within twenty one (21) calendar days as from the date the Seller has notified that the Product is ready to be collected, or

- in case of Products delivered CIP or DAP, the time frames for acceptance are the following:

- forty eight (48) hours for AOG Orders,
- fifteen (15) calendar days after delivery for Training Items and/or technical publications

and claims against the carrier shall be made within three (3) working days as from the date of receipt of the Product. After expiry of said periods, the Customer's acceptance of the Products shall be deemed given unless the Customer's refusal is duly substantiated in writing and explaining the precise reason of the refusal and the contractual grounds thereof.

For the Services, except SaaS, a certificate of completion of Services or assignment sheet shall be issued once the Service has been performed. The Customer shall sign the form certifying that the Service has been provided in accordance with the Contract. Unless the Customer's refusal is duly substantiated in writing and explains the precise reason of the refusal and the contractual grounds thereof, the Service shall be deemed accepted five (5) working days after issuance of the certificate of completion of the Services or of the assignment sheet. SaaS, including any and all of their supporting elements and content, are provided on an "as is" and "as available" basis.

8.3 Collection of Products

After the transfer of ownership, the Customer shall collect the Helicopter within two (2) weeks in case of ferry flight or within one (1) month if it is to be dismantled or conditioned for sea, air or road transport. If the Customer has requested pilot's training following the acceptance of its Helicopter, said duration shall be extended by the time required to train its pilot(s) on its Helicopter.

The Customer shall collect any optional (i.e. not installed on Helicopter) packed equipment, Spare Parts, R&O Items and/or tools:

- within four (4) weeks for Products sold together with Helicopters
- within fifteen (15) calendar days otherwise following the notification by the Seller to the Customer of its availability.

If the Customer fails to pick up its Products within the above mentioned periods of time:

- The Customer shall reimburse the Seller any expenses incurred by the Seller such as maintenance, storage, insurance, taxes and associated penalties if any, levies, etc. The foregoing does not constitute any obligation for the Seller to maintain, store or insure the Products beyond the date the Products should have been collected.

- The Seller may terminate the Contract as per article 14.2 and shall not be liable for any loss or damages incurred by the Customer as a consequence of such termination.

In the event that the Products are delivered in consigned containers, the Customer shall return said containers at its expense within fifteen (15) calendar days after they are made available to the Customer by the freight forwarder. After the expiry of this period, the Seller shall be entitled to invoice the container at its current price.

8.4 Transfer of ownership and risk

8.4.1 Helicopters

Transfer of ownership of the Product shall be subject to the prior fulfilment by the Customer of its obligations, in particular full payment of the balance of the Contract and interest, if any. Upon signature of the "Acceptance Protocol" or the "Acceptance and Transfer of Ownership Protocol" by the Seller and the Customer and upon full payment of the Contract price, the ownership of the Products is transferred from the Seller to the Customer. The Seller shall also immediately issue the bill of sale.

All risks relating to the loss of or damage to the Products shall pass to the Customer upon transfer of ownership following delivery, as per the Incoterms specified in the Specific Annex applying to the sale of new Helicopters and associated Services.

Until the transfer of risks to the Customer, the Seller shall maintain an insurance coverage whose the scope, the limits of cover and the duration are as wide as what is usually practiced in the aviation industry for the activities to be performed by the Seller.

From the transfer of ownership to the Customer,

- the Customer shall effect and maintain, at its own cost, an appropriate insurance coverage, including but not limited to a hull all risk and hull war risk insurance coverage;
- with respect to the Customer's hull all risk and hull war risk insurance coverage, the Customer shall cause the insurers of the Customer's hull insurance policies to waive all rights of subrogation against the Seller, its assignees and its directors, officers, agents and employees.

From the transfer of risks, the Customer shall bear all risks related to the Helicopter

and waive the right of any recourse of any nature whatsoever against the Seller, its assignees and its directors, officers, agents and employees to this respect.

In case of collection of the Product by the Customer as per article 8.3, the Seller shall remain liable for any damage to the Products due to the Seller's negligence, gross negligence or wilful misconduct until the collection of the Product provided that the collection is made in the timeframe defined in the two first paragraphs of article 8.3.

At Customer's request and costs, and according to the terms of the Contract, the Seller will dismantle and package the Helicopter for transportation after the transfer of ownership.

8.4.2 Products other than Helicopters

The transfer of ownership of any Products other than Helicopters shall take place:

- at the Seller's facility, at the time of their collection by the forwarding agent appointed by the Customer, or

- in case of Products delivered CIP or DAP, at the mentioned delivery place, and shall be subject to the prior performance by the Customer of its obligations in particular the full payment of the delivered Products and interest, if any.

As a result, should the Customer fail to pay according to the contractual payment terms, the Seller reserves the right to terminate the Contract through notification sent by registered letter and, if the Products are already delivered, to demand that said Products be returned.

If the laws of the country where the Products are delivered do not allow the Seller to regain ownership, the Seller shall be entitled to benefit from any other rights that such laws may confer. The Customer shall implement all measures necessary to protect the Seller's aforementioned rights. In all cases, this will not prevent the Seller from claiming any damages.

Risk of loss or damage to the Products is transferred to the Customer at the time of delivery of the Products by the Seller as determined by the agreed Incoterms® 2010.

8.5 Adherence to the delivery date

Adherence to the delivery date is conditioned upon the Customer fulfilling all of its contractual obligations.

9 - WARRANTY

9.1 General

The Seller warrants that the Products and Services provided, except the turbine engine(s), specific equipment with a STC mentioned in the Contract (if any) and MEGHAS avionics equipment, are free from defects in material and workmanship under normal use and service and that software identified in the applicable Helicopter specification substantially provides the functions set forth in the said specification or in the applicable SB.

The turbine engine(s) as well as the MEGHAS avionics equipment installed in the Helicopter and STCs equipment identified in the Purchase Order are covered by the warranty granted by the manufacturers of these items (Safran Helicopter Engines, Pratt & Whitney and Thales and the STC holder), the benefits of which the Seller hereby assigns on to the Customer who hereby acknowledges and accepts such assignment.

As soon as possible but no later than fifteen (15) calendar days after the discovery of a defect, the Customer shall furnish to the Seller, by using a warranty claim form provided by the Seller, the full details of its claim and the basis thereof. As soon as it receives the said form, the Seller will forward to the Customer a warranty claim acknowledgment and a RMA form. Within fifteen (15) calendar days following the receipt of such documents the Customer shall return the allegedly defective Parts to the Seller. If the Customer fails to return the allegedly defective Parts in due time, the Seller reserves the right to invoice the replacement Parts which have been ordered or produced for the Customer at the price stated in the relevant Seller's price list in force, or in the relevant Quotation.

The Seller will compensate reasonable transportation costs outbound from the Customer premises to the Seller's premises for the repairable Parts for which the benefit of the warranty has been granted by the Seller. The Customer shall send the invoice to the

Seller by the end of each quarter and in any case not later than three (3) months after the acceptance by the Seller of the warranty claim. Corresponding credit notification will be issued on a quarterly basis by the Seller and shall be applicable to Spare Parts and/or R&O invoice(s). Insurance, customs expenses and other charges as well as the expenses incurred by the Customer for the removal, re-installation, calibration and troubleshooting operations with respect to such Parts shall be borne by the Customer.

However, during the first year of the warranty of a new civil Helicopter (except H215 one), for each valid warranty claim, the Seller will compensate in kind the Customer for reasonable labour charges related to warranty issues on the basis of removal and re-installation of the concerned Part(s) (troubleshooting excluded). These labour charges flat rates in force are defined by the Seller per category and are available to the Customer on request. Such compensation shall be cumulated on a monthly basis under the form of a credit which shall be valid for one (1) year and shall be used by the Customers for paying ordered Spare Parts. If applicable, the Customer hereby authorizes the Seller to grant the credit to the company who manages and performs the warranty claim on its behalf for the final benefit of the said Customer.

Said credit(s) shall not apply in case of Customer's default, such as, but not limited to, late payment and payment failure. For Parts for which the benefit of the warranty has been granted by the Seller, the return transportation costs to the Customer premises shall be borne by the Seller.

The warranty exclusions are as follows:

- Parts and any associated costs incurred for scheduled maintenance, or
- if the Customer has failed to notify the Seller of its warranty claim within two (2) weeks from the failure occurrence date, or
- if the supply and/or any part thereof is stored, freighted, operated, maintained, installed, repaired or overhauled otherwise than in accordance with the manuals, documentation and instructions delivered by the Seller, or
- in the event that maintenance activities have not been properly entered in the appropriate logbook (or in case of failure to produce the logbook to the Seller if so requested), or
- if the defective Product or any part thereof has been repaired or altered otherwise than as instructed by the Seller or its subcontractors/suppliers, or
- if the Product or any part thereof has suffered an accident, or
- in the event of a defect that is the result of normal wear and tear, or
- if the Product has not been delivered by the Seller, or
- if such Product or any part thereof is not properly stored and protected in accordance with instructions delivered by the Seller, or
- if the defect is partly or wholly caused by a defective item not provided by the Seller, or
- if the software or the host media is exposed to any computer virus or to any conditions in excess of those published in the applicable manuals, documentation and instructions delivered by the Seller, as well as any alteration and/or modification not validated by the Seller, having an impact on the software, or
- normal wear and tear of item(s) such as, but not limited to, seals, tires, inner tubes, bulbs, packings and similar consumables parts. The warranty is granted to the Customer personally.

As a consequence, should the Customer sell a Helicopter during the warranty period, it undertakes to notify the Seller of the new owner's name at the time of the transfer of title. Notwithstanding, any request for warranty transfer to any third party within the six (6) months following the Helicopter's delivery is subject to the prior written consent of the Seller. Should the Customer want the warranty to be managed by a third party, it shall then provide the Seller with a power of attorney authorizing the said third party to act on its behalf. The warranty constitutes the Seller's sole liability in case of breach of the warranty obligation, and is exclusive and in lieu of any other warranty or remedy available under the Contract or at law.

9.2 Warranty period

The Seller's obligation under the warranty is limited to the repair - or replacement at

the Seller's discretion - of the allegedly defective Products or Services that have been returned to its facility and, at the time of any repair or replacement have been recognized by the Seller after expert investigation as defective. To be eligible under this warranty, the alleged failure must have occurred within the time-limits mentioned here-after:

- For new civil Helicopter(s) (except H215 one) in baseline definition and installed optional equipment:
 - Within two thousand (2,000) flying hours or thirty six (36) months after their acceptance at the Seller's factory, whichever event occurs first.
- For Spare Part(s) and SB kit(s):
 - Within one thousand (1,000) flying hours or twelve (12) months from the time they are fitted to the Helicopters or twenty four (24) months after their delivery from the Seller's factory, whichever event occurs first.
- For tool(s):
 - Within twenty four (24) months after their delivery from the Seller's factory.
- For Training Item(s):
 - Within the twelve (12) months after their delivery from the Seller's factory.
- For repaired, overhauled and standard exchange Items, and used Part(s):
 - Within five hundred (500) flying hours or six (6) months from the time they are fitted to the Helicopters or twelve (12) months after their delivery from the Seller's site, whichever event occurs first. For repaired Item, the warranty is limited to the repair done and/or the Parts replaced.
- For tools repaired, overhauled or returned for calibration:
 - Within twelve (12) months after their delivery from the Seller's site.
- For workmanship:
 - Within five hundred (500) flying hours or six (6) months from the signature date of the acceptance certificate by both Parties, whichever event occurs first.
- Warranty periods in case of sale of pre-owned Helicopter(s) are defined in the relevant Specific Annex.

Software identified in the applicable Helicopter specification shall only be considered as non-conforming, if there are substantial deviations of the functions supported by software from the Helicopter specifications. The Seller will, at its sole discretion, remedy such non-conforming software for the considered Helicopter by providing a correction release of the software or by finding a reasonable workaround. The Customer shall supply the Seller with all necessary information and documentation in its possession, to enable the Seller to investigate and rectify such non-conforming software. The Seller warrants the software identified in the applicable Helicopter specification provided that the alleged warranty is notified by the Customer to the Seller within one hundred and eighty (180) calendar days from the date of delivery of the Helicopter to the Customer.

The warranty conditions for software embedded in the delivered Spare Parts or in the delivered repaired/overhauled/ standard exchange Item shall be the ones applicable to the software delivered with the Helicopter, as mentioned in the previous paragraph.

Any SaaS, including any and all of their supporting elements and content, are provided "as is" and "as available". The warranty period on the repaired or replaced part(s) shall be the warranty period that was remaining on the respective defective part. The part(s) removed for which the Seller supplies a replacement part(s) shall become the property of the Seller.

9-3 German legal warranty

For Contracts governed by German law, the German legal warranty (Sachmängelhaftung) supersedes the standard warranty conditions described here above for the first twelve (12) months. During this period, and provided that the German legal warranty is applicable, the Seller may elect to repair or replace the defective Products.

10 - CONFIDENTIALITY

During the performance of the Contract, the proprietary information of the Parties shall be protected as follows: the term "Proprietary Information" shall mean any information or data in whatever form (either in writing or orally, subject to the conditions set forth hereinafter, and including but not limited to any written or printed documents, samples,

models or any means of disclosing such Proprietary Information that the disclosing Party may elect to use during the life of the Contract), disclosed by either Party to the other and which is designated as proprietary to the disclosing Party by an appropriate stamp, legend or any other notice in writing, or when disclosed orally, has been identified as proprietary at the time of disclosure and has been promptly (thirty (30) calendar days at the latest) confirmed and designated in writing as Proprietary Information of the disclosing Party.

The receiving Party hereby covenants that, from the effective date of the Contract, the Proprietary Information received from the disclosing Party shall:

- a) be protected and kept in strict confidence by the receiving Party, which must use the same degree of precaution and safeguards as it uses to protect its own Proprietary Information of like importance, but in no case any less than reasonable care; and
- b) be only disclosed to and used by those persons within the receiving Party's organization who have a need to know and solely for the purpose specified in the Contract; and
- c) not be used, in whole or in part, for any purpose other than the purpose of the Contract without the prior written consent of the disclosing Party; and
- d) neither be disclosed nor caused to be disclosed, whether directly or indirectly to any third party or persons other than those mentioned in subparagraph b) above; and
- e) neither be copied nor otherwise reproduced nor duplicated, in whole or in part, where such copying, reproduction or duplication has not been specifically authorized in writing by the disclosing Party.

Any Proprietary Information and copies thereof disclosed by either Party to the other shall, subject to any third party rights, remain the property of the disclosing Party and shall be immediately returned by the receiving Party upon request.

11 - INTELLECTUAL PROPERTY

The Seller retains all rights in respect of developments, inventions, know-how, production procedures and any intellectual property rights relating to the Products and/or Services.

Nothing in the SCS shall be construed as a legal transfer of or licence to (other than specified hereafter), any patent, utility or design model, copyright, trademark, know-how or other intellectual property right. Copying and/or reproducing and/or communication and/or transmission to a third party of Seller's Products or Services or technical information or publications or training manuals, either wholly or partially, without the Seller's written express approval is strictly forbidden (except for the copying by the Customer of technical documentation provided by the Seller exclusively for the purposes of operation and maintenance of the Helicopters by the Customer).

The Seller grants the Customer a non-exclusive, non-transferable licence to use

- a SaaS for the purposes of operating and/or maintaining helicopters and/or
- the executable form of the software on the related Product, for the purposes of operating the Helicopters.

This licence does not entitle the Customer to receive free of charge updates of such software. The Customer shall not decompile, disassemble, modify, reverse assemble, reverse engineer or reduce to human readable form, the software and/or any SaaS except to the extent the foregoing restriction is, by operation of applicable law, prohibited or of no effect.

12 - LIABILITY

Notwithstanding any provision to the contrary in the Contract or elsewhere, the total and cumulated liability of the Seller under the Contract, due to any and all causes whatsoever, whether based on breach of contract or in tort or otherwise, shall in no event exceed in aggregate an amount equivalent to ten per cent (10%) of the total net Contract price.

The above limitation shall not apply in the event of gross negligence, wilful misconduct, death or bodily injury. Each Party shall be responsible for death or bodily injury arising to its own personnel, whatever the cause. The Parties therefore waive the right to any claim against the other in this respect, except if such death or bodily injury is caused by the gross negligence or wilful misconduct of the other Party.

In no event shall the Parties be liable for any indirect, consequential, incidental, special or punitive damages of any kind, including, but not limited to, damages for any loss of use or profit, loss of assets, loss resulting from business disruption, loss of goodwill or loss of contractual opportunity by the other Party.

To the extent permitted at law, the Seller's obligations and liabilities and the Customer's

rights and remedies as set forth in the Contract are exclusive and are in replacement of any and all other remedies under law or otherwise.

13 - FORCE MAJEURE AND EXCUSABLE DELAY

13.1 Force majeure

The Seller shall not be held responsible for failure to perform or delay in performing any of the contractual obligations of the Contract if such failure or delay is due to, but not limited to:

- acts of God, war, insurrection, epidemics, sabotage, labour disputes, strikes, lock-outs, shortages of labour, interruption or delays in transportation, fire, explosion, equipment or machinery breakdown, failure or delays of the Seller's sources of supply, shortage in material or energy, or
- acts, orders or priorities resulting from any government action, national or international authorities, or
- acts caused by any supplier or subcontractor of the Seller (or lower level subcontractor or supplier), or
- a bankruptcy or insolvency event concerning any supplier or subcontractor (or lower level subcontractor or supplier), or
- any other case beyond the reasonable control of the Seller.

For the avoidance of doubt, the delay or absence of payment by the Customer cannot be considered by it as a case of force majeure. In case of force majeure, the contractual delivery date shall be extended by such period of time reasonably required to remove and/or overcome the event of force majeure and its effects.

13.2 Excusable delay

Any postponement of the contractual dates due to the following causes shall not constitute a delay:

- a) BFE/CFE not delivered according to the schedule stated in the Contract or found defective and which consequently requires to be replaced by the Customer or,
- b) Changes or additions to the Contract requested by the Customer or,
- c) Any failure or omission by the Customer to perform its obligations set forth in the Contract.

Any additional costs incurred by the Seller as a result of the occurrence of one of the above events shall be invoiced by the Seller and paid by the Customer over and above the Contract Price.

14 - TERMINATION

14.1 Extraordinary termination

Each Party may immediately terminate or reduce the scope of the Contract by notice in writing to the other Party if:

- A petition is filed, a notice is given, a resolution or a court order is passed in connection with the winding up of the other Party, or
- The other Party becomes bankrupt or insolvent.

14.2 Termination for default

A Party may terminate all or part of the Contract for default of the other Party in the event that the other Party persistently fails to perform its obligations and despite the non-defaulting Party having notified by acknowledgment of receipt the defaulting Party to take adequate corrective measures and provided no such measures have been proven to have been taken within a period of two (2) months, following the above notice. The termination shall occur without any specific formality other than the above notice.

In the case of termination for default, the following shall apply:

- In case of default of the Customer:

a) the Customer shall reimburse the Seller for all costs (including but not limited to raw materials, labour, overhead, storage and financial fees) incurred by the Seller or which the Seller could not avoid incurring (including termination indemnities, if any, under the contracts between the Seller and its subcontractors or suppliers or under the second level contracts or subcontracts),

b) the Customer shall pay to the Seller a termination indemnity equal to ten per cent (10%) of the contractual price as well as an indemnity equal to the damages sustained by the Seller,

c) the Customer shall indemnify the Seller in case other remedies are available by the Customer under the Contract, than those mentioned under paragraphs a) to b) above, and

d) the Seller shall be entitled to retain any payments already made by the Customer, until an agreement is found on the above or the dispute resolution has been implemented and a decision has been taken in consequence.

- In case of default of the Seller:

a) the Seller shall be entitled to deliver the remaining non-faulty Products and render the remaining non-faulty Services, and shall be paid the corresponding price thereof,

b) the Seller shall return to the Customer all the BFE/CFE remaining in its premises, once the Products are delivered and/or the Services are rendered,

c) the Seller shall refund the Customer, the amount of the down payment which refers to the unfulfilled part of the Contract, and

d) the Customer shall possibly apply the liquidated damages, if any.

14.3 Termination for force majeure

13.1 which lasts more than six (6) consecutive months, the Parties shall meet in order to determine under which conditions they wish to pursue the Contract or if they do not reach an agreement within a one (1) month period, either Party shall be entitled to terminate the Contract, without being entitled to claim for any damages or compensation in any form whatsoever from the other.

15 - APPLICABLE LAW AND DISPUTE RESOLUTION

The Contract shall be governed by German law for the sale of Products and/or Services by Airbus Helicopters Deutschland GmbH and by French law for the sale of Products and/or Services by Airbus Helicopters. Irrespective of the applicable law, the United Nations Convention for the international sale of goods is excluded.

The Parties shall attempt to amicably settle any dispute, controversy or claim arising out of or in connection with the Contract. If two (2) months after the occurrence of such dispute, controversy or claim, the Parties have failed to reach an agreement, then the dispute, controversy or claim, depending on the contractual aggregate amount shall be settled as follows:

- A dispute will be finally settled under the rules of arbitration of the International Chamber of Commerce (ICC) by three (3) arbitrators appointed in accordance with the said rules.

- In the specific case of a dispute of which the aggregate amount does not exceed ten million (10 000 000) Euros, the Parties agree to opt for a fast track arbitration process in accordance with the ICC rules.

The place of arbitration shall be Geneva (Switzerland) and the language of the arbitration shall be English.

However, in all cases, should the Seller elect to choose a local court jurisdiction due to arbitration not being adapted to the specific nature of the dispute, in particular the need for immediate injunctive relief or to recover sums due, then such local court will be competent to settle the dispute. The Parties hereby consent and agree to be subject to the jurisdiction of the aforesaid courts and/or arbitration and, to the greatest extent permitted by the applicable law, the Parties hereby waive any right to seek to avoid the jurisdiction of the above courts on the basis of the doctrine of forum non conveniens.

Unless otherwise agreed by both Parties, the fact that any dispute has been referred to arbitration pursuant to this article shall not relieve either Party from any of its obligations

as set out in the Contract.

16 - DATA EXCHANGE

16.1 General

In order to improve the Products, their reliability and availability and the Customer services, the Seller has set up a data exchange process based on maintenance and operational data coming from the Customer's helicopters in service. The Data will notably consist of:

- Helicopter data generated by on-board recording systems,

- information system data, such as maintenance, operation, logistics and airworthiness data and

- data loaded to, transmitted by and/or stored as well as data generated by the SaaS as a result of the use of the SaaS.

For these purposes, the Customer, or its designated entity for operations and/or maintenance, hereby authorizes the Seller on a free and non-exclusively basis:

- to collect such Data.

- to use the Data to create processed data (Data which is reconciliated, enriched, qualified and selected by the Seller)

- for the Seller's and its Customer Centers' use,

- for the use of the engine manufacturer and the Seller's main suppliers bound by confidentiality obligations,

- for the Customer's use subject to a specific agreement,

Such use of the processed Data shall be for the purpose of, but not limited to, current business activities such as trend monitoring, benchmarking, data mining, performance calculation, statistical or predictive analysis, data aggregation, report issuance, studies, summaries, analyses, reports or oral discussions thereof.

The processed Data are de-identified and anonymized, not enabling to identify the Customer and/or its designated entity.

As applicable, the Customer shall cause its designated entity for operations and/or maintenance to abide by the provisions of this article 16.

16.2 Data confidentiality and intellectual property

The Parties agree that any and all Data disclosed by the Customer or its designated entity to the Seller shall be deemed confidential. Nevertheless, after achievement of the de-identification process, the outcome of analysis, studies, statistics, results performed by the Seller and based on such Data shall not be deemed confidential anymore, therefore the Seller shall be entitled to use it in the conditions defined in the foregoing paragraph.

The Seller owns all foreground intellectual property based on such Data exchange notably with regards to the processed Data, the result of any and all analysis, studies or statistics performed by the Seller.

Notwithstanding the confidentiality obligations here above, the Seller may disclose the Data

- to the Seller's officers, employees, professional advisers, insurers, agents, subcontractors and suppliers who have a need to access the Data for the performance of their work with respect to the permitted purpose and who are bound by a written agreement or professional obligation to protect the confidentiality of the Data.

- to any governmental agency or judge legally authorized to have access to the Data.

16.3 Data related liability

Notwithstanding anything to the contrary in the Contract, the Seller or its Customer Centers shall not be liable toward the Customer or its designated entity in the frame of the analysis of the Data and/or in connection with the Customer's helicopter maintenance, repair and flight operations as a result of the disclosure of confidential information by the Customer or its designated entity to the Seller or its Customer Centers or as the result of any exchange or analysis of information collected through the process.

17 - MISCELLANEOUS

These SCS along with the applicable Specific Annex(es) and Purchase Order (or Order) constitute the entire agreement between the Seller and the Customer. They supersede all previous communications and/or agreements either oral or written, between the Seller and the Customer with respect to the Products or Services.

In the event that one (1) or more of the articles provided for in these SCS is deemed invalid or unenforceable, the remaining provisions shall remain entirely valid and applicable.

English shall be the language of the Contract. Both Parties shall use English as the language to exchange, issue and deliver information, documentation and notices, and any related documents excluding those documents which might be produced by a governmental institution in the local language.

In the Contract, unless the contrary intention appears:

- headings are for the purpose of convenient reference only and do not form part of the Contract;

- where the last day of any period prescribed for the doing of an action falls on a day which is not a working day in the country of the applicable law, the action shall be done no later than the end of the next working day.

In case of any contradictions and discrepancies between the parts of the Contract, precedence shall be given in the following decreasing order:

- 1) Purchase Order, Order or Order Confirmation (as applicable)
- 2) Present SCS
- 3) Specific Annex(es)
- 4) Other Annexes and/or appendices in their order of appearance.

The provisions of the confidentiality, intellectual property, liability, applicable law and dispute resolution articles of the Contract shall survive and continue to have effect after the termination or expiry for any reason whatsoever of the Contract, and for a period of thirty (30) years thereafter.

No term or provision hereof will be considered waived by either Party, and no breach excused by either Party, unless such waiver or consent is in writing and signed by the Party against whom the waiver is asserted. No consent by either Party to, or waiver of, a breach by either Party, whether express or implied, will constitute a consent to, waiver of, or excuse of any other, different or subsequent breach by either Party.

The relationship between the Seller and the Customer is solely that of purchaser and seller. No joint venture or partnership is intended nor will any be construed from the Contract. Neither Party will have the authority to enter into contracts on behalf of or bind the other in any respect.

The Customer shall not be entitled, without the prior written consent of the Seller, to assign or transfer to a third party all or part of the rights and obligations under the Contract..

STANDARD CONDITIONS OF SALE SPECIFIC ANNEX APPLYING TO THE SALE OF SPARE PARTS

B1 - GENERAL

This Specific Annex is applicable to sale of Spare Parts, including tools, SB kits and STCs performed by the Seller to any Customer in order to maintain and/or operate Helicopters.

B2 - DELIVERY AND INCOTERMS

Unless the Contract stipulates another Incoterm, Spare Parts shall be delivered packed Free Carrier (FCA) Incoterms® 2010 at the Seller's site or logistic platform as specified in the Purchase Order.

In case of unavailability of the Spare Parts or of raw material, the Seller shall be entitled to make partial deliveries.

B3 - AOG PURCHASE ORDERS SPECIFICITIES

B3-1 Planned Purchase Orders

Purchase Orders of Spare Parts shall be considered as planned Purchased Orders if the requested delivery date is above two (2) weeks from the date of receipt by the Seller of a valid Customer's Order (Order Date), under FCA Incoterms® 2010 defined in Article B2. In case of complete or partial modification of the Order, the date of receipt shall be updated accordingly.

For each Order line of any planned and confirmed Purchased Orders, the Seller shall commit on delivery performance, except for critical part(s) as mentioned in the Order Confirmation. In case of late delivery, the Seller will grant to the Customer a credit under the conditions defined hereafter:

- If the Spare Part(s) ordered is(are) "on collection" as identified in the Seller's price list in force and is(are) delivered by the Seller after the delivery date requested by the Customer, the credit per delayed Spare Part shall depend on the timeframe between the requested delivery date and the Order Date, under FCA Incoterms® 2010 defined in Article B2, as follows:

- Timeframe of fifteen (15) calendar days up to thirty (30) calendar days: eight (8) per cent of the invoiced value of the Spare Part; the total credit per Order's line shall not exceed four thousand (4 000) euros;
- Timeframe of thirty one (31) calendar days up to sixty (60) calendar days: twelve (12) per cent of the invoiced value of the Spare Part; the total credit per Order's line shall not exceed six thousand (6 000) euros;
- Timeframe of more than sixty one (61) calendar days: sixteen (16) per cent of the invoiced value of the Spare Part; the total credit per Order's line shall not exceed eight thousand (8 000) euros.

If the Spare Part(s) ordered is(are) "on demand" as identified in the Seller's price list in force, the Seller shall propose a delivery date and commit on it in the Order Confirmation. If the Seller delivers the Spare Part(s) on demand after the said committed delivery date, the credit per delayed Spare Part shall equal to sixteen (16) per cent of the invoiced value of the Spare Part; the total credit per Order's line shall not exceed eight thousand (8 000) euros.

- The credit shall not apply in case of an event disrupting the logistic flow for reasons not attributable to the Seller.

- The eligible credits shall be cumulated from 1st of January to 31st December of year n and the related total amount will be then granted under the form of a credit which shall be valid from 1st of April until 31st December of year n+1 and shall be used by the Customers for paying ordered Spare Parts. Said credit shall not apply in case of Customer's default, such as, but not limited to, late payment and payment default.

If the Contract stipulates another Incoterm than FCA Incoterms® 2010, the conditions for allocating the credit are subject to adjustments and shall be agreed between the Parties.

B3-2 Rush Purchase Orders

The Rush Purchase Order is an Order with a requested delivery time below two (2) weeks from the date of its receipt by the Seller, the Customer not being in AOG situation.

B3-3 AOG Purchase Orders

To guarantee an efficient service to the Customer and respond quickly to any situation where the Customer's Helicopter is AOG, the Seller provides a twenty four (24) hours a day/seven (7) days a week AOG service. The AOG service is available for Orders of Spare Parts which are essential to put a Helicopter back into service or to enable it to perform its mission.

Any Spare Parts listed in the Seller's illustrated Parts catalog can be ordered by the Customer via AOG service, except main assemblies, raw materials, ingredients and hazardous materials. The AOG service is provided to the Customer at the price stated in the relevant Seller's price list in force or in the relevant Quotation plus a surcharge fee of three hundred (300) euros (excluding transportation) charged per confirmed AOG Order. A flat rate for transportation cost will be added to the price of Spare Parts.

The Customer shall also mention in writing regarding any AOG Order placed to the Seller, the following information:

- Part number/ nomenclature
- Failure description and reason of removal
- Quantity required for the specific AOG
- Ship to address

The Seller, by sending an Order Confirmation, shall confirm in writing to the Customer the price and the delivery time within twelve (12) hours after receipt of the Customer's Order.

The Spare Parts already available in the Seller's inventory upon receiving the Order from the Customer will be delivered packed Carriage Insurance Paid (CIP) Incoterms® 2010 to the nearest international airport to the Customer and within seventy two (72) hours after receipt by the Seller of the Customer's Order, depending on the delivery location.

The Customer may order in AOG the concerned Spare Parts in accordance with the quantity fitted on the Helicopter. If several line items are ordered, the Seller has the right to make partial deliveries, depending on the availability of the Spare Parts.

The Customer shall check the Spare Parts provided in AOG conditions, notify any recognisable defects in a documented registered letter within forty eight (48) hours as from the date the Spare Parts have been received by the Customer and place them at Seller's disposal.

B4 - SB kit and STC

Unless otherwise specified, the kits originated from SB or STC modification are defined on the basis of the "as-delivered" configuration (i.e. the configuration of the Helicopter at the time of transfer of title from the Seller to the original customer). It is the responsibility of the Customer to make sure that the actual configuration of the Helicopter corresponds to the pre-mod configuration of the relevant SB or STC installation instruction. Any deviation of the actual configuration that requires the amendment of the SB or the STC installation instruction shall be charged to the Customer on a time and material basis.

Unless otherwise specified, the STC is sold to the Customer with the certification(s) as listed in the catalog and specified in the offer. It is the responsibility of the Customer to make sure that such certification(s) are acceptable to its competent airworthiness authority before the installation of the kit. The Seller will provide all reasonable support to the Customer for the additional certification or validation of the existing certification(s) at the latter's sole expense on a time and material basis.

The STC holder of the Product shall retain full responsibility for the type design definition its own Product (configuration, definition, necessary changes and continuing airworthiness). The Seller does not warrant the compatibility of the STC with future mandatory or non-mandatory modifications.

Contacts

For more information, please contact:

marketing-services.helicopters@airbus.com

Quotations and sales

support.trading.ah@airbus.com

AIRBUS

Airbus

Aéroport International Marseille Provence

13725 Marignane Cedex - France

©Airbus 2020 - All rights reserved. Airbus, its logo and product names are registered trademarks.

Airbus Helicopters reserves the right to make configuration and data changes at any time without notice. The facts and figures contained in this document and expressed in good faith do not constitute any offer or contract with Airbus Helicopters.

Concept design by Kaiman
Photos by DR - © Airbus Helicopters

Printed in France

Printed on PEFC certified paper originating from sustainable forests.

Tools & Ground Support Equipment 2020