

AIRBUS

HELICOPTERS
Service

Tools & Ground Support Equipment

H145-EC145 family

January 2020



Introduction

Dear Customers,

With the aim of continuously improving its services, Airbus Helicopters is pleased to present you its new Tools & Ground Support Equipment commercial catalog.

This catalog intends to illustrate the suite of specific Tools and Ground Support Equipment for O and I maintenance levels and the associated services that Airbus Helicopters offers to support your fleet operations. To facilitate its use, this document has been customized per Helicopter family.

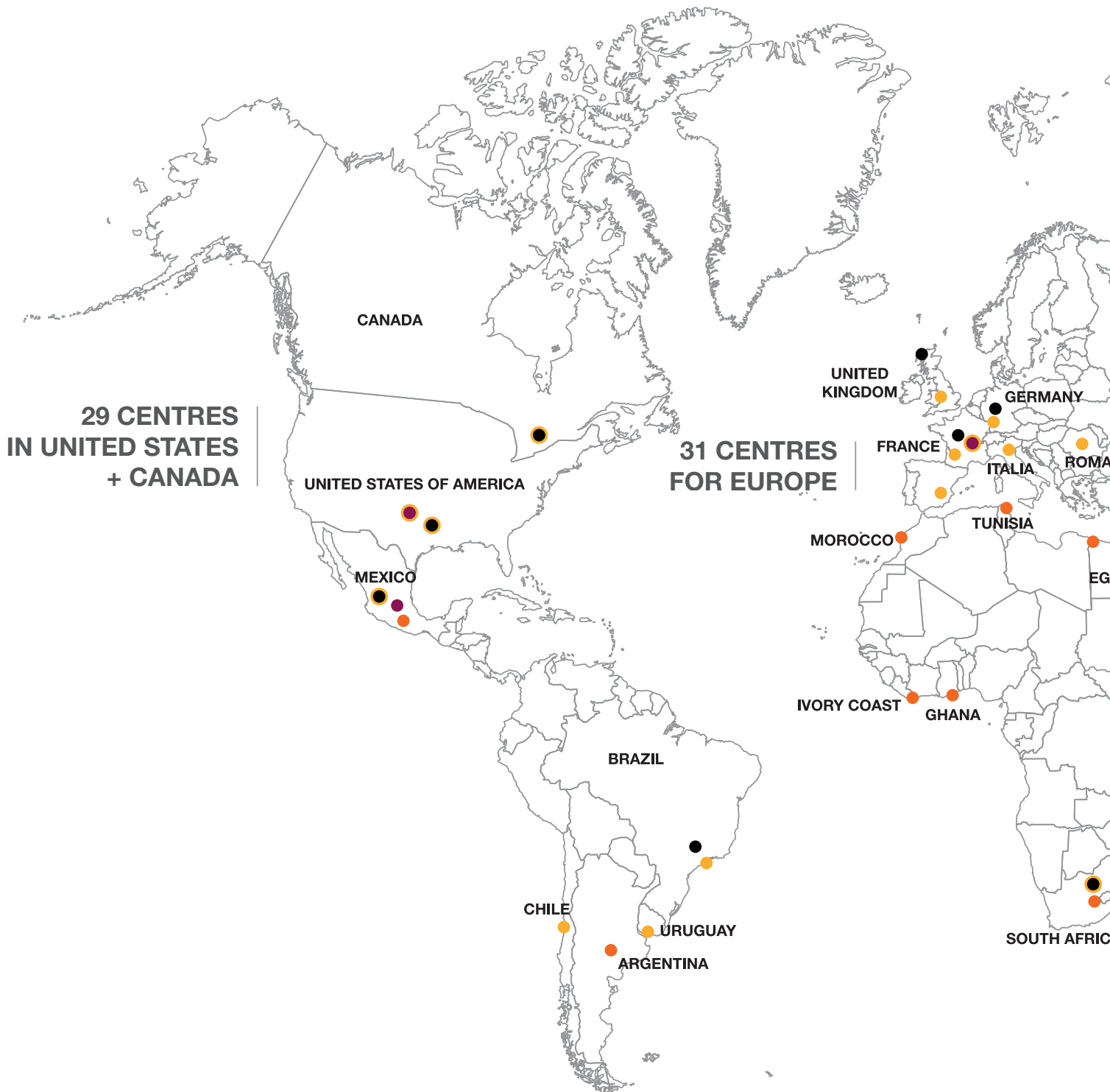
It is structured to assist the search of a Tool or Ground Support Equipment (GSE): either by ATA classification or by Tool Family. We trust this catalog will efficiently support you in your daily maintenance operations and planning.

Should you need any further information, please contact your Sales Manager.



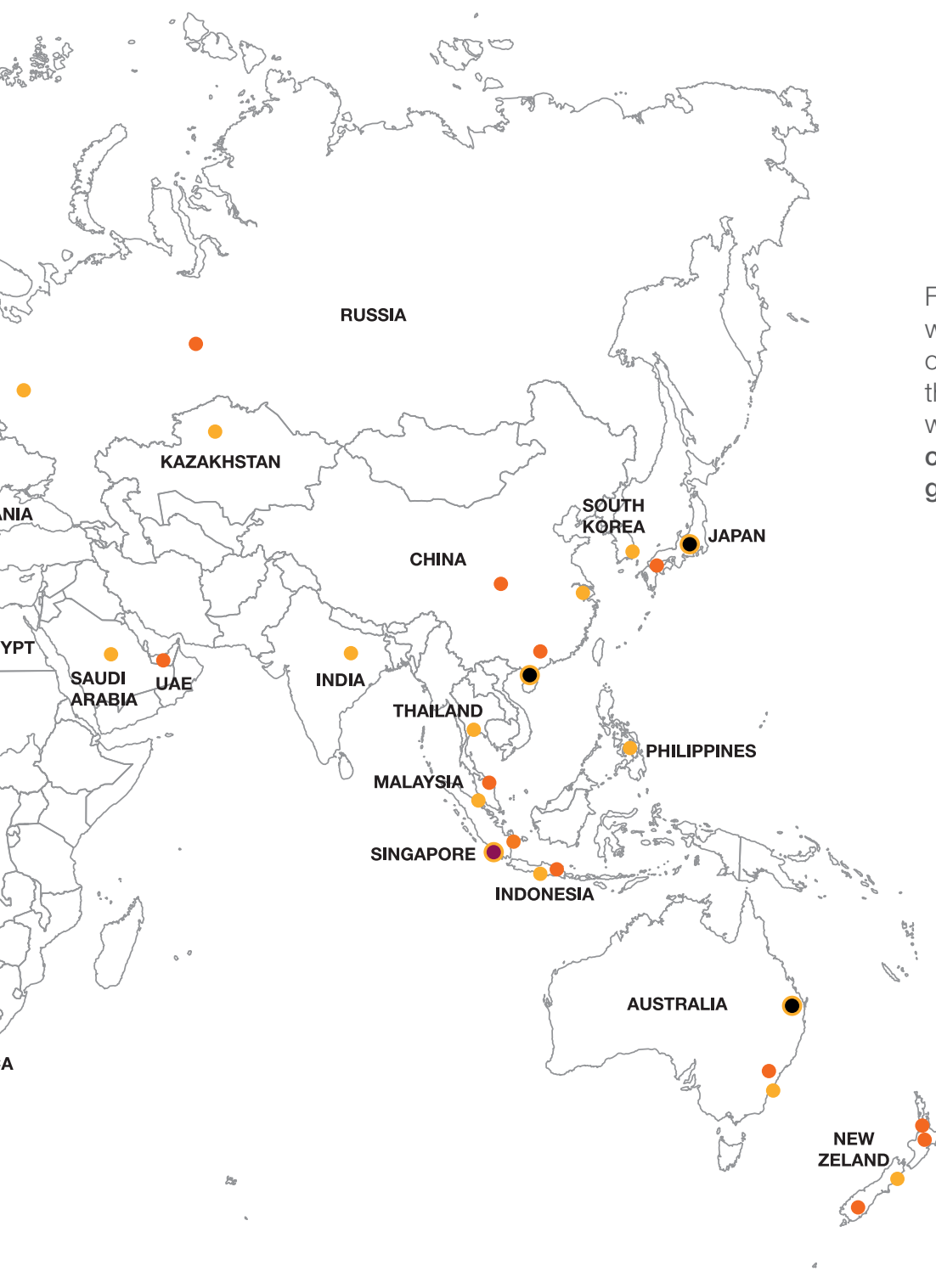
Thank you for your continued confidence in our services.
Airbus Helicopters

WHEREVER YOU OPERATE... WE SUPPORT YOU



**OUR GLOBAL NETWORK SPANS MORE THAN 150 COUNTRIES
WITH AN EXTENSIVE APPROVED MAINTENANCE NETWORK
LOCATED IN CLOSE PROXIMITY TO CUSTOMER FACILITIES:**

- 30 customer centres and affiliated sites.
- 96 service centres.
- 10 logistics hubs and local inventories,
as well as multiple local stock warehouses.
- 4 technical support hubs.



Find your service centre
with our Heli Presence App
on your mobile devices or
through our Airbus Helicopters
web site <https://www.airbus.com/helicopters/services/global-network-map.html>

User Guide

In order to get the most out of this catalog, you can locate a tool or Ground Support Equipment by ATA chapter or by tool family.

First by ATA chapter...



ATA

REFERENCE

DESIGNATION

PAGE

...Or by tool family

Our tool families

	Towing, mooring and immobilization tools
	Protections and covers, blanking for maintenance
	Portable cranes, slings, jacks and accessories
	Stands, platforms, jigs and trolleys
	Infrastructure
	Containers and Cases
	Safety and security equipment
	Extractors, guides and calibrated wrenches
	Testing, measurement and maintenance tools, benches
	Services and maintenance benches
	IT Devices
	Miscellaneous



Please note that depending on the catalog version, all the tool families may not be necessarily applicable.

How to read the product page

[Back to table of contents](#)

Portable cranes, slings, jacks and accessories

H175

Hoisting and Jack Accessories

DESCRIPTION

Accessories completing the equipment kit for lifting activities.

REFERENCE	PLANNED	D/F SIZE	ATA	LOAD	WEIGHT	SIZE	TYPE APPLICABILITY	
80175000000 Lifting Blin		Consistent to 50 kg weighing operation. Lubrication: none.	0	30-12	No	4 (kg)	0305.0003 (%)	BC 28
70200100000 Hydraulic Jack		Max. max height 500 mm Maximum height 1100 mm Variable loading	0	30-12	No	3P (kg)	0305.0003 (%)	0002 0000 0008 0000 0009 0000 0010 0000 0011 0000 0012 0000 0013 0000 0014 0000 0015 0000 0016 0000 0017 0000 0018 0000 0019 0000 0020 0000 0021 0000 0022 0000 0023 0000 0024 0000 0025 0000 0026 0000 0027 0000 0028 0000 0029 0000 0030 0000 0031 0000 0032 0000 0033 0000 0034 0000 0035 0000 0036 0000 0037 0000 0038 0000 0039 0000 0040 0000 0041 0000 0042 0000 0043 0000 0044 0000 0045 0000 0046 0000 0047 0000 0048 0000 0049 0000 0050 0000 0051 0000 0052 0000 0053 0000 0054 0000 0055 0000 0056 0000 0057 0000 0058 0000 0059 0000 0060 0000 0061 0000 0062 0000 0063 0000 0064 0000 0065 0000 0066 0000 0067 0000 0068 0000 0069 0000 0070 0000 0071 0000 0072 0000 0073 0000 0074 0000 0075 0000 0076 0000 0077 0000 0078 0000 0079 0000 0080 0000 0081 0000 0082 0000 0083 0000 0084 0000 0085 0000 0086 0000 0087 0000 0088 0000 0089 0000 0090 0000 0091 0000 0092 0000 0093 0000 0094 0000 0095 0000 0096 0000 0097 0000 0098 0000 0099 0000 0100 0000 0101 0000 0102 0000 0103 0000 0104 0000 0105 0000 0106 0000 0107 0000 0108 0000 0109 0000 0110 0000 0111 0000 0112 0000 0113 0000 0114 0000 0115 0000 0116 0000 0117 0000 0118 0000 0119 0000 0120 0000 0121 0000 0122 0000 0123 0000
70200100000 Jacking Pool		4 jacking pools required for lifting operation. Full capacity with load 1000 1100 1200 (maximum 1000 kg)	0	30-12	No	0.2 (kg)		0002 0000 0008 0000 0009 0000 0010 0000 0011 0000 0012 0000 0013 0000 0014 0000 0015 0000 0016 0000 0017 0000 0018 0000 0019 0000 0020 0000 0021 0000 0022 0000 0023 0000 0024 0000 0025 0000 0026 0000 0027 0000 0028 0000 0029 0000 0030 0000 0031 0000 0032 0000 0033 0000 0034 0000 0035 0000 0036 0000 0037 0000 0038 0000 0039 0000 0040 0000 0041 0000 0042 0000 0043 0000 0044 0000 0045 0000 0046 0000 0047 0000 0048 0000 0049 0000 0050 0000 0051 0000 0052 0000 0053 0000 0054 0000 0055 0000 0056 0000 0057 0000 0058 0000 0059 0000 0060 0000 0061 0000 0062 0000 0063 0000 0064 0000 0065 0000 0066 0000 0067 0000 0068 0000 0069 0000 0070 0000 0071 0000 0072 0000 0073 0000 0074 0000 0075 0000 0076 0000 0077 0000 0078 0000 0079 0000 0080 0000 0081 0000 0082 0000 0083 0000 0084 0000 0085 0000 0086 0000 0087 0000 0088 0000 0089 0000 0090 0000 0091 0000 0092 0000 0093 0000 0094 0000 0095 0000 0096 0000 0097 0000 0098 0000 0099 0000 0100 0000 0101 0000 0102 0000 0103 0000 0104 0000 0105 0000 0106 0000 0107 0000 0108 0000 0109 0000 0110 0000 0111 0000 0112 0000 0113 0000 0114 0000 0115 0000 0116 0000 0117 0000 0118 0000 0119 0000 0120 0000 0121 0000 0122 0000 0123 0000
80200100000 Hydraulic Jack		Consistent to 50 kg weighing operation. Lubrication: none.	0	30-12	No	4 (kg)	0305.0003 (%)	BC 28
80200100000 Blow Lifting Gear Interference Tool		Blow and interference between blow lifting gear and tool lifting gear lifting gear (interference)	0	30-12	No	0.2 (kg)	0305.0003 (%)	0002 0000 0008 0000 0009 0000 0010 0000 0011 0000 0012 0000 0013 0000 0014 0000 0015 0000 0016 0000 0017 0000 0018 0000 0019 0000 0020 0000 0021 0000 0022 0000 0023 0000 0024 0000 0025 0000 0026 0000 0027 0000 0028 0000 0029 0000 0030 0000 0031 0000 0032 0000 0033 0000 0034 0000 0035 0000 0036 0000 0037 0000 0038 0000 0039 0000 0040 0000 0041 0000 0042 0000 0043 0000 0044 0000 0045 0000 0046 0000 0047 0000 0048 0000 0049 0000 0050 0000 0051 0000 0052 0000 0053 0000 0054 0000 0055 0000 0056 0000 0057 0000 0058 0000 0059 0000 0060 0000 0061 0000 0062 0000 0063 0000 0064 0000 0065 0000 0066 0000 0067 0000 0068 0000 0069 0000 0070 0000 0071 0000 0072 0000 0073 0000 0074 0000 0075 0000 0076 0000 0077 0000 0078 0000 0079 0000 0080 0000 0081 0000 0082 0000 0083 0000 0084 0000 0085 0000 0086 0000 0087 0000 0088 0000 0089 0000 0090 0000 0091 0000 0092 0000 0093 0000 0094 0000 0095 0000 0096 0000 0097 0000 0098 0000 0099 0000 0100 0000 0101 0000 0102 0000 0103 0000 0104 0000 0105 0000 0106 0000 0107 0000 0108 0000 0109 0000 0110 0000 0111 0000 0112 0000 0113 0000 0114 0000 0115 0000 0116 0000 0117 0000 0118 0000 0119 0000 0120 0000 0121 0000 0122 0000 0123 0000
80200100000 Blow Lifting Gear Interference Tool		Blow and lifting gear lifting gear lifting gear (interference)	0	30-12	No	0.2 (kg)		BC 28

and covers, blanking for maintenance

H175

Flexible Blanking

and covers, blanking for maintenance

and covers, blanking for maintenance

and covers, blanking for maintenance

and covers, blanking for maintenance

and covers, blanking for maintenance

and covers, blanking for maintenance

and covers, blanking for maintenance

and covers, blanking for maintenance

and covers, blanking for maintenance

and covers, blanking for maintenance

and covers, blanking for maintenance

and covers, blanking for maintenance

and covers, blanking for maintenance

and covers, blanking for maintenance

and covers, blanking for maintenance

and covers, blanking for maintenance

and covers, blanking for maintenance

and covers, blanking for maintenance

and covers, blanking for maintenance

and covers, blanking for maintenance

and covers, blanking for maintenance

and covers, blanking for maintenance

and covers, blanking for maintenance

and covers, blanking for maintenance

and covers, blanking for maintenance

and covers, blanking for maintenance

and covers, blanking for maintenance

and covers, blanking for maintenance

and covers, blanking for maintenance

and covers, blanking for maintenance

and covers, blanking for maintenance

and covers, blanking for maintenance

and covers, blanking for maintenance

and covers, blanking for maintenance

and covers, blanking for maintenance

and covers, blanking for maintenance

and covers, blanking for maintenance

and covers, blanking for maintenance

and covers, blanking for maintenance

and covers, blanking for maintenance

and covers, blanking for maintenance

and covers, blanking for maintenance

and covers, blanking for maintenance

and covers, blanking for maintenance

and covers, blanking for maintenance

and covers, blanking for maintenance

and covers, blanking for maintenance

and covers, blanking for maintenance

and covers, blanking for maintenance

and covers, blanking for maintenance

and covers, blanking for maintenance

and covers, blanking for maintenance

and covers, blanking for maintenance

and covers, blanking for maintenance

and covers, blanking for maintenance

and covers, blanking for maintenance

and covers, blanking for maintenance

and covers, blanking for maintenance

and covers, blanking for maintenance

and covers, blanking for maintenance

and covers, blanking for maintenance

and covers, blanking for maintenance

and covers, blanking for maintenance

and covers, blanking for maintenance

and covers, blanking for maintenance

and covers, blanking for maintenance

and covers, blanking for maintenance

and covers, blanking for maintenance

and covers, blanking for maintenance

and covers, blanking for maintenance

and covers, blanking for maintenance

and covers, blanking for maintenance

and covers, blanking for maintenance

and covers, blanking for maintenance

and covers, blanking for maintenance

and covers, blanking for maintenance

and covers, blanking for maintenance

and covers, blanking for maintenance

and covers, blanking for maintenance

and covers, blanking for maintenance

and covers, blanking for maintenance

and covers, blanking for maintenance

and

Reference

Important note

This document is a commercial catalog and cannot substitute the Aircraft Technical Data. As an example, the Aircraft applicability is given for indication only. It is the responsibility of the user of this catalog to check which Tools or Ground Support Equipment are compatible with the operated Aircraft (prerequisites, airworthiness requirements...).

The pictures displayed in this catalog are not contractual.

Airbus Helicopters reserves the right to make configuration and data changes at any time without prior notice. The data and figures contained in this document are expressed in good faith and do not constitute any offer or contract with Airbus Helicopters.

For any information, please contact your Sales Manager or send an email to Airbus Helicopters Marketing department:

marketing-services.helicopters@airbus.com

Table of contents

TOOLS & GSE by ATA 9

TOOLS & GSE description

Towing, mooring and immobilization tools

Tow bars	23
Twin wheels	24
Blade folding and Immobilization tools	25

Protections and covers, blanking for maintenance

Helicopter/Fuselage covers	27
Fenestron/Window/Cabin covers	28
Flexible blanking	29

Portable cranes, slings, jacks and accessories

Hoisting	31
Cable/Strap hoisting	32
Jacks	33
Hoisting and Jack accessories	34

Stands, platforms, jigs and trolleys

Servicing platforms	37
Servicing trolleys	38
Support and Servicing assy	39
Ladders	40

Infrastructure

Mobile shelters	43
-----------------	----

Containers and Cases

Cases for Main/Tail Rotor Head/Main/Tail Gear Box	45
Containers for blade	46
Containers for Main/Tail Rotor Head/Main/Tail Gear Box	47

Extractors, guides and calibrated wrenches

Simple extracting or installing tools	49
Complex/Calibrated extracting or installing tools	62

Testing, measurement and maintenance tools, benches

Cutoff boxes	65
Air Data Test Sets	66
Electrical test cases	67
Vibrations adjustment tools	69
Software loading benches	70
Fluids test cases (hydraulic, cooling, fuel, etc)	71
Miscellaneous complex/calibrated mechanical tools	73
Miscellaneous/simple mechanical tools	74

Services and maintenance benches

Ground Power Units and starters, battery chargers	77
Hydraulic benches, air cooling and accessories	78
Engine rinsing benches	79
Simple or standard pumps	80

IT Devices

Software	83
Fleet Management System (Soft & Hard)	88
Mission preparation stations	89

Miscellaneous

Mechanical toolbox or kits	91
Electrical toolbox or kits	92
Standard handtools or miscellaneous	93
Specific handtools or miscellaneous	94
Other miscellaneous	95
Qualified consumables	96

TOOLS & GSE Services 99

Standard Conditions of Sale 103



TOOLS & GSE

by ATA



ATA	REFERENCE	DESIGNATION	PAGE
07-01	RS0609A1A1A01	Helicopter Jack	33
07-01	117W3	Main Rotor Head Hoisting Device	31
08-01	D083P0001101	Weighing Bracket	33
08-01	L131M0002101	Weighing Bracket	33
09-01	B719P50A1101	Engine Field Crane	34
09-01	D090P00A1101	Ground Handling Wheel (Left Hand)	24
09-01	D090P00A2101	Ground Handling Wheel (Right Hand)	24
09-01	2002.00.00.00	Ground Handling Wheels	24
09-01	2016.00.00.00.SCE	Ground Handling Wheels	24
09-01	2000.00.00.00	Towing Bar	23
09-01	2000.00.00.00.SCE	Towing Bar	23
09-01	8538500000	Wackerbauer HeliLifter	23
10-00	AB SH-1310	AERO-BULLE	43
10-01	229595-010	Maintenance Ladder	40
10-01	HMF-BG-135-700	Maintenance Platform	37
10-01	HMF-BG-135-710	Maintenance Platform	37
10-01	1.20.1101.002.002	Maintenance Platform Stair L/H	37
10-01	1.20.1101.002.003	Maintenance Platform Stair R/H	37
10-01	3-200-08	Maintenance Stand L/H and R/H - dismountable	37
10-01	3-200-05	Maintenance Stand L/H and R/H - not dismountable	37
10-01	3-911-001	Tooling Tray	37
10-10	D101P2001051	Short Term Covers	28
10-10	D101P20X1101	Sun Foils / Sun Protection Covers	28
12-10	B13990	Drain Tool	71
13-00	703A97687000	Loading Tool Kit with CMA9000 capability	70
13-00	703A97687100	Loading Tool Kit without CMA9000 capability	70
13-01	X135P50S0100	Data Collection Module V1.0	83
13-01	B135P61S0104	EC145 MGS V1.4 Configuration Files Package (UMS & FM) MARMS 1.2	85
13-01	B135P62S0104	EC145 MGS V1.4 Configuration Files Package (UMS & FM) MARMS 1.3	85



ATA	REFERENCE	DESIGNATION	PAGE
13-01	B135P61S0105	EC145 MGS V1.5 Configuration Files Package (UMS & FM) MARMS 1.2	84
13-01	B135P62S0105	EC145 MGS V1.5 Configuration Files Package (UMS & FM) MARMS 1.3	86
13-01	D467P31S0100	FM Configuration file for MGS V1.3	85
13-01	D135P61S0104	H145 MGS V1.4 Configuration Files Package (HMS, UMS, FM & RTB) - Step 2	86
13-01	D135P62S0104	H145 MGS V1.4 Configuration Files Package (HMS, UMS, FM & RTB) - Step 3	85
13-01	D135P61S0105	H145 MGS V1.5 Configuration Files Package (HMS, UMS, FM & RTB) - Step 2 DMAU V2.1	86
13-01	D135P63S0105	H145 MGS V1.5 Configuration Files Package (HMS, UMS, FM & RTB) - Step 2 DMAU V3.2	83
13-01	D135P64S0105	H145 MGS V1.5 Configuration Files Package (HMS, UMS, FM & RTB) - Step 3 DMAU V3.2	86
13-01	D313P41S0103	HMS Configuration file for MGS V1.3	87
13-01	X135P11S0105	Maintenance Ground Station V1.5	84
13-01	D313P42S0100	RTB Configuration file for MGS V1.3	85
13-01	D468P81S0100	UMS Configuration file for MGS V1.3	84
13-63	B632P7001101	MGB Filter Popout Test Adapter	71
18-00	SW-11072-1	LAVCS (Light Absorbing Vibration Compensation System) User Interface Tool	83
18-01	TE-48710	Calibration Kit for Track and Balance	69
18-01	TE-48709	Stobex Kit for Track and Balance	69
18-01	TE-48715	VXP Application Kit BK117 C-2	69
18-01	TE-48712	VXP Application Kit BK117 D-2 with HMS	69
18-01	TE-48711	VXP Application Kit BK117 D-2 without HMS	69
18-01	TE-48708	VXP-AHD Basic Kit - Track and Balance	69
21-01	ASC3000	Air Conditioning Service-Station	71
21-01	8400902	Belt Tension Tester BTT HZ	67
21-01	ACTR5150A	Digital Manifold	78
21-01	RA18403	Multi-Head Fin Straightener	74
22-01	145-AP TEST EN	Autopilot Test System	68
23-01	CSW6100-EC145	Intercom Configuration Kit	83
24-00	KA2016PSPS	Portable Starter Power Supply	77
24-00	KA2014PSPS	Portable Starter Power Supply	77
24-01	1101-328N-LI-NSW	Ground Power Unit Li-Ionen	77



ATA	REFERENCE	DESIGNATION	PAGE
24-01	HMF-BG-135-900	Mobile Ground Power Unit	77
28-01	160053	Fuel Pump Toolbox	53
28-01	X280P03T1101	Fuel Sump Drain Tool	71
28-01	SMJ516-300-000-002	Fuel Sump Drain Tool	71
28-01	L134M2802101	Fuel Tank Montage Kit	94
29-01	L135P2902101	Filling Unit	78
29-01	L135M2903101	Hydraulic Bleeding Unit	71
29-01	L135M2904101	Hydraulic Pressure Gauge	72
29-01	B290P0101102	Hydraulic Pump Drive	78
29-01	6695-12-176-1699	Sampling Device	72
29-01	0397-01-UC	Tail Rotor Actuator Anti-Jamming Test Kit	67
31-01	L882M3240966	FCDS CPDS Loading Tool Kit	70
31-02	B313P2001051	Aircraft Test Equipment Present Connector	88
31-02	D313P2022051	Cockpit Voice & Flight Data Recorder Test Equipment (L3com)	88
31-02	D313P2023051	Cockpit Voice & Flight Data Recorder Test Equipment w/o PGS Software	88
31-02	D313P20S3002	PGS Database for FDRS	85
31-02	X135P03S0543	PGS SW 3D	86
31-02	X135P02S0543	PGS SW Analysis	86
31-02	X135P01S0543	PGS SW Vision	86
32-03	215371-0	Emergency Floatation System Digital Pressure Gauge	67
32-03	215370-0	Emergency Floatation System Distribution Manifold	67
32-03	217328-0	Emergency Floatation System Folding Kit	74
32-03	217327-0	Emergency Floatation System Maintenance Kit	96
32-03	215372-0	Emergency Floatation System Pressure Inlet	71
32-03	213594-0	Emergency Floatation System Vacuum Pump	80
33-01	L334M1801051G873-01	Infrared Flash Tester	67
33-02	D853P2002101	TRAKKA PCIU Cover	29
33-02	X853P2001101	TRAKKA Searchlight Cover	27
33-02	1248.00.0000.00	TRAKKA Searchlight Trolley	38



ATA	REFERENCE	DESIGNATION	PAGE
33-03	FSL2100078	Nitrogen Purge Fill Kit	71
33-04	3203771	FLIR Support Kit - Nitrogen Purging	71
33-04	45598-02	Wescam EOS - MX10 Service Stand	39
33-04	44301-04	Wescam EOS - MX15 Boresight Module	67
33-04	42626-01	Wescam EOS - MX15 Service Stand	39
33-04	D854P50T1101	Wescam EOS - Operational Maintenance Kit - German valve	59
33-04	01061	Wescam EOS - Storage Case Handcontroller	95
34-00	On Request	SIRINA Mission Preparation Station	89
34-01	AHRS-ECD	Aircraft Heading Reference System Compensation Box	68
34-01	DMAK-EC145A	Pitot Static Test Adaptor Kit	66
34-01	01-1001-05(110V)	Read-out Equipment for ADC and AHRS values	68
34-01	01-1001-05(220V)	Read-out Equipment for ADC and AHRS values	67
46-00	X467P45S0124	Electronic Flight Bag Mission Ground Station	86
46-00	D467P71S0201	HFDM Converter Database Step2	85
46-00	D467P71S0301	HFDM Converter Database Step3	84
46-00	X467P70S0103	HFDM Converter V1.3	83
46-00	D467P74S0201	HFDM Database for PGS 3D Basic Step2	85
46-00	D467P74S0301	HFDM Database for PGS 3D Basic Step3	84
46-00	D467P75S0201	HFDM Database for PGS 3D Full Step2	83
46-00	D467P75S0301	HFDM Database for PGS 3D Full Step3	83
46-00	D467P73S0201	HFDM Database for PGS Analysis Step2	84
46-00	D467P73S0301	HFDM Database for PGS Analysis Step3	84
46-00	D467P72S0201	HFDM Database for PGS Visio Step2	84
46-00	D467P72S0301	HFDM Database for PGS Visio Step3	86
46-00	X467P48S0101	Raster Tool V 1.0	83
46-01	X467P41S0500	Airbus Helicopters Data Loader V5	83
46-01	D467P41S0400	H145 H/C Package for AHDV V4.0	85
46-01	D467P41S0500	H145 H/C Package for AHDV V5.0	84
53-01	117-30001W3	Tail Boom Hoisting Sling	31



ATA	REFERENCE	DESIGNATION	PAGE
53-01	30012820	Tail Boom Sling	32
53-01	D535P0002951	Tail Boom Stand complete, Adaptor Kit for H145 available on request	39
53-01	B535P0002951	Tail Boom Stand complete, Adaptor Kit for H145 available on request	39
53-01	D102P10A0101	Tail Boom Support	39
53-01	117-30001W2	Tail Boom Support	39
56-01	3650000	Retractor Tool for Window Exchange	50
56-30	B563M2001051D123-02	Removal / Installation for jettisonable Sliding Door Window (LH Mounting Device)	62
56-30	B563M2002051D123-02	Removal / Installation for jettisonable Sliding Door Window (RH Mounting Device)	62
62-01	105-15170W26.01	Grinding Tool	94
62-01	105-15103W6	Main Rotor Blades Bonding Fixture	55
62-01	117-15004W6	Main Rotor Blades Mounting Tool Kit	52
62-01	105-13101W8	Main Rotor Blades Torque Wrench	62
62-01	117-80168W2	Mounting Tool	55
62-01	117-80168W1	Pushing-Out Tool	54
62-02	105-14201W1	Control Level Bushings Mandrel	52
62-02	105-14181W2	Flange Bushing Assembly Tool	53
62-02	105-14181W7	Flange Bushing Assembly Tool	52
62-02	105-14181W6	Flange Bushing Extractor	52
62-02	105-14181W5	Flange Bushings Extractor	52
62-02	CG500-2	Housing Device	55
62-02	105-14101W1	Main Rotor Head Puller	55
62-02	105-14101W10	Main Rotor Hub Mounting Table	37
62-02	105-14101W12	Mounting Device	53
62-02	105-14101W13	Mounting Device	53
62-02	105-14181W1	Needle Bearings Assembly Fixture	52
62-02	105-14101W7	Needle Bearings Drive Tool	53
62-02	105-14181W3	Needle Bearings Extractor	54
62-02	105-14181W4	Needle Bearings Extractor	52
62-02	105-14101W2	Outer Needle Bearings Extractor	53



ATA	REFERENCE	DESIGNATION	PAGE
62-02	105-14101W18	Pressing in Tool	53
62-02	105-14101W11	Retention Bolt Extraction Tool	54
62-02	CG500-60	Screw Bolt Driver	54
62-02	1121-14101W8	Silver Plate Extractor	56
62-02	105-14102W3	Spacer	53
62-03	105-13101W3	Gauge	73
62-03	105-14102W2	Main Rotor Hub Connecting Pin	60
62-04	105-13241W1	Drift	54
62-04	105-13221W1	Mounting Tool Kit	51
62-04	B623M4003101D343-01	Pressing-in Tool	53
62-10	B621P0001051	Main Rotor Blade Transport Container	46
62-21	D661P20A2101	Main Rotor Blade Folding Kit	25
62-33	105-41482L1	Alignment/Adjusting Device Control Rods	73
62-33	105-41482L2	Supplementary Kit for Alignment/Adjusting Device Control Rods	73
63-01	105-60701W6	Input Shaft Assembly Device	62
63-01	105W27	Main Gear Box Hoisting Device	31
63-01	B632P0001101	Main Transmission Stand	38
63-01	B632P1001101	Oil Filter Extraction Tool	54
63-02	117-12020W16	Extractor	56
63-02	105-31501W5	Main Transmission Seal Change Fixture	62
63-02	D625P50A1102	Mast Nut Installation/Removal - Kit 2	62
63-02	117-12020W17	Mount	51
63-02	117-12140W9	Mount	49
63-02	117-12250W15	Mount	49
63-02	117-12020W14	Mounting Ring	54
63-02	117-11130W1	Mounting Tool Set	54
63-02	105-31501W6	Puller	62
63-02	117-12140W5	Puller	49
63-02	1X56136393	Puller	60



ATA	REFERENCE	DESIGNATION	PAGE
63-02	117-12020W18	Pusher	49
63-02	117-12020W19	Pusher	49
63-02	117-12020W20	Pusher	49
63-02	117-12250W16	Pusher	49
63-02	117-12250W17	Pusher	49
63-02	117-12140W08	Pusher	59
63-02	D625P50A1103	Rotor Mast Hydraulic Drive - Kit 3	62
63-02	D625P50A1101	Rotor Mast Installation/Removal - Kit 1	62
63-02	117-12010W60	Spanner Socket	54
63-03	117-11137W1	Drift Set	49
63-04	117-11181W1	Main Rotor Drive Mounting Tool	55
63-07	L634P7001051	Mast Moment System Test Equipment	68
63-07	117-12300W1	Mount	51
63-07	117-12300W4	Puller	51
63-07	117-12300W2	Pusher	52
63-07	117-12300W3	Pusher	50
63-07	B634P7001051	Vectorial Mast Moment System Angle Adjustment Box	68
63-20	X632P6024101	MGB BK117 container	47
63-21	H301-118	Oil Drain Hose	95
63-21	D630P8001951	Shipping Kit - Oil Seal Change Tool on MGB	60
64-01	105-31702W4	Extractor	60
64-01	105-31702W23	Measuring Device	60
64-01	117-31713W1	Sleeve Guide	60
64-01	M-49-2950M-18-3573	Tail Rotor Blades Transport Box	46
65-01	1X56131404	Box Spanner	56
65-01	1X56131405	Box Spanner	57
65-01	105-31702W14	Extractor	60
65-01	1120-31547W2	Extractor	59
65-01	105-31702W22	Hone Tool	74



ATA	REFERENCE	DESIGNATION	PAGE
65-01	105-31702W19	Mounting Device	60
65-01	1120-31502W1	Press-in and Push-out Device	57
65-01	1120-31547W1	Pressing-in Tool	56
65-01	117-31706W1	Pushing-out tool	56
65-01	D652P3001951	Tail Gear Box Input Seal Tool Set	51
65-01	M-49-2975M-18-3571	Tail Gear Box Transport Box	45
65-01	D652P3003951	Tail Gearbox Output Seal Tool Set	51
65-01	D651P0001951	Tail Rotor Drive Shaft Bearings Tools Set	51
65-01	105-31702W24	Tail Rotor Fork Shaft Check Device	94
65-02	105-317371W1	Extractor	57
65-02	117-30002W1	Extractor	56
65-02	105-317371W3	Installation Tool	57
65-02	4639210011	Oil Drain Hose	95
65-02	105-31762W1	Outer Ring Bearing Puller	57
65-02	117-30002W2	Pressing-in Tool	58
65-02	1X56131399	Puller Screws	58
65-02	1X56131407	Seal Installation Fixture	58
65-02	105-31762W3	Shurloc Nut Box Spanner	59
65-02	105-31765W1	Support Plate	57
65-20	X652P6207101	TGB BK117 C-2 container	47
65-30	X653P6003101	IGB BK117 C-2 container	47
67-01	D671P7001951	Main Rotor Rigging Device	60
67-01	B670P4001101	Main Rotor Rigging Device	73
67-01	105-31781W2	Milling Fixture	58
67-01	105-42122W2	Mounting Tool	58
67-01	L134M6702101	Pedal Lock Tail Rotor Controls	74
67-01	B670P0001101	Position Gauge	73
67-01	105-42121W3	Special Milling Cutter	58
67-01	105-31781W6	Staking Tool	58



ATA	REFERENCE	DESIGNATION	PAGE
67-01	105-45361W3	Staking Tool	58
67-01	B670M0001103G871-01	Switchgear Test	73
67-01	M-49-2450M-18-3572	Tail Rotor Actuator Case	45
67-01	D641P4001101	Tail Rotor Blades Rigging Device	51
67-01	117-43001W3	Tail Rotor Control Fixture	73
67-03	117-44115W2	Milling Tool	59
67-03	105-42121W7	Mounting Tool	58
67-03	105-42122W1	Mounting Tool	57
67-03	105-42121W4	Pressing Device	56
67-03	105-42124W1	Pressing-in Tool	59
67-03	105-42124W3	Pressing-in Tool	61
67-03	117-44115W1	Pressing-in Tool	59
67-03	105-42123W4	Pushing-out Tool	57
67-03	117-44115W3	Pushing-out Tool	56
67-03	105-42121W5	Replacement Tool	59
67-03	105-42123W3	Special Milling Cutter	57
67-03	105-42121W6	Staking Tool	59
67-04	105-13141W3	Milling Tool	56
67-04	105-31821W4	Milling Tool	55
67-04	105-13141W5	Staking Tool	55
67-04	105-31821W5	Staking Tool	55
67-04	105-40001W1	Staking Tool Retainer	55
67-05	59766A0000-01	Holding Device	74
71-01	B711M3010101H123-01	Cowlings and Covers Support	38
71-01	117-60000W6	Engine Alignment Device	50
71-01	WDR9015	Engine Mechanic Tool Set extended	91
71-01	B0-WG-2018.001	Engine Washing Device	79
71-01	HMF-BG-135-115	Engine Washing Device Adaptor Kit	79
76-01	B761P5001101	Variable Rotor Speed and Torque Matching System Simulation Box	67



ATA	REFERENCE	DESIGNATION	PAGE
79-01	117-68021W13	Extractor	50
79-01	117-68021W5	Mount	50
79-01	117-68021W1	Oil System Socket Wrench	93
79-01	117-68021W8	Puller	50
79-01	117-68021W10	Pusher	51
79-01	117-68021W7	Pusher	50
79-01	117-68021W9	Pusher	50
79-01	117-68021W2	Shaft Holder	50
79-01	117-68021W11	Spline Protector	52
85-01	WDR9000	GOODRICH Hoist Cable Servicing Kit	74
85-01	SNAP-ON GOODRICH HOIST	GOODRICH Hoist Tools Set	93
85-11	212-034-00	Cargo Hook Dry Break Coupler Bleed Kit	95
85-11	212-014-01	Cargo Hook Slave Cylinder Bleed Kit	95
85-32	D854P10A2101	EOS MX15 Servicing Trolley	38
85-32	44251-02	EOS MX15 Solar Cover	29
99-01	SNAP-ON EXTENDED AVIONIC BOX T2	Extended Avionic and Electric Tools Kit	92
99-01	SNAP-ON EXTENDED MECHANIC NEW	Extended Mechanic Tools Kit	91
99-01	WDR9006	Field Maintenance Kit	91
99-01	4011A	Frequency Generator	67
99-01	SNAP-ON BASIC AVIONIC 1	Standard Avionic & Electric Tools Kit	92
99-01	SNAP-ON BASIC MECHANIC 1	Standard Mechanic Tools Kit	91
xx-xx	On Request	Cutoff Box	65



TOOLS & GSE

DESCRIPTION

Towing, mooring and immobilization tools


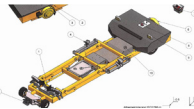




Tow bars <

DESCRIPTION

Rigid bars designed and adapted to perform towing operations.




REFERENCE		FEATURES	O / I LEVEL	ATA	LABEL	WEIGHT	SIZE	A/C TYPE APPLICABILITY
2000.00.00.00.SCE Towing Bar		Conceived for Mercedes Benz Style Helicopters	I	09-01	CE			H145
2000.00.00.00 Towing Bar		Device to pull and push the helicopter on the hard ground by tractor Maximum working load = 8.000 N Maximum traction force = 15.000 N	O	09-01		100 (kg)	3,46 x 2,73 x 0,4 (m)	EC635, H135, H145, H145M
8538500000 Wackerbauer HeliLifter		Consists of self-propelled towing bar to move the helicopter on ground Traction capacity = 15.000N	O	09-01	CE	2114 (kg)		H145, H145M



Twin wheels <

DESCRIPTION

Ground handling wheels designed to move helicopter equipped with a skid.


REFERENCE		FEATURES	O / I LEVEL	ATA	LABEL	WEIGHT	SIZE	A/C TYPE APPLICABILITY
2016.00.00.00.SCE Ground Handling Wheels		Conceived for Mercedes Benz Style Helicopters	0	09-01	CE	30 (kg)		H145
2002.00.00.00 Ground Handling Wheels		Device used to move the helicopter on the hard ground	0	09-01	CE	28 (kg)		H145
D090P00A2101 Ground Handling Wheel (Right Hand)		Device used to move the helicopter on the hard ground	0	09-01	CE	35 (kg)		H145, H145M
D090P00A1101 Ground Handling Wheel (Left Hand)		Device used to move the helicopter on the hard ground	0	09-01	CE	35 (kg)		H145, H145M



Blade folding and Immobilization tools <

DESCRIPTION

Devices necessary to maintain blades in folded up configuration or more generally to immobilize the helicopter when it is parked or moored on ground or navy exploitation.

REFERENCE		FEATURES	O / I LEVEL	ATA	LABEL	WEIGHT	SIZE	A/C TYPE APPLICABILITY
D661P20A2101 Main Rotor Blade Folding Kit		Device for folding of Main Rotor Blades	I	62-21				H145, H145M

Protections and covers,
blanking for maintenance






Helicopter/Fuselage covers <

DESCRIPTION

Devices designed to cover and protect the helicopter and fuselage against bad weather conditions or for transport.

REFERENCE		FEATURES	O / I LEVEL	ATA	LABEL	WEIGHT	SIZE	A/C TYPE APPLICABILITY
X853P2001101 TRAKKA Searchlight Cover		Device to protect the TRAKKA searchlight for short term parking outside	0	33-02				EC635, H135, H145, H145M



Fenestron/Window/Cabin covers <

DESCRIPTION

Devices designed to cover and protect fenestron, windows and/or cabin against bad weather conditions or for transport.


REFERENCE	FEATURES	O / I LEVEL	ATA	LABEL	WEIGHT	SIZE	A/C TYPE APPLICABILITY
D101P20X1101 Sun Foils / Sun Protection Covers	Device is used as sun protection to avoid cabin interior overheating if the H/C is parked outside	0	10-10				EC145, H145, H145M
D101P2001051 Short Term Covers	Device used as a short-term cover for the H/C	0	10-10				H145, H145M



Flexible blanking <

DESCRIPTION

Flexible protections used to cover some parts of the helicopter and prevent against shock. It is easy to handle and is adapted to specific parts.

REFERENCE	FEATURES	O / I LEVEL	ATA	LABEL	WEIGHT	SIZE	A/C TYPE APPLICABILITY
44251-02 EOS MX15 Solar Cover	EOS MX15 Solar Cover	I	85-32				H145, H145M
D853P2002101 TRAKKA PCIU Cover	 Device to protect the TRAKKA Electronic Box for short term parking outside	O	33-02				H145, H145M




Portable cranes, slings,
jacks and accessories





DESCRIPTION

Equipment enabling to hoist different parts of the helicopter to accomplish maintenance tasks.


REFERENCE		FEATURES	O / I LEVEL	ATA	LABEL	WEIGHT	SIZE	A/C TYPE APPLICABILITY
117-30001W3 Tail Boom Hoisting Sling		Device to hoist the tail boom after removal operation from the helicopter	I	53-01		5,2 (kg)	090 x 0,01 x 0,01 (m)	H145
105W27 Main Gear Box Hoisting Device		Device to remove and install the Main Gear Box (without Main Rotor Head installed) Maximum load force = 36.000 N	I	63-01				H145, H145M
117W3 Main Rotor Head Hoisting Device		Device to lift Main Rotor Head, main transmission or the whole helicopter	I	07-01		5,25 (kg)	0,33 x 0,18 x 0,15 (m)	H145, H145M



Cable/Strap hoisting <

DESCRIPTION

Equipment enabling to hoist different parts of the helicopter to accomplish maintenance tasks.

REFERENCE		FEATURES	O / I LEVEL	ATA	LABEL	WEIGHT	SIZE	A/C TYPE APPLICABILITY
30012820 Tail Boom Sling		Device to remove Tail Boom from the helicopter	I	53-01				H145, H145M



DESCRIPTION

Equipment enabling to lift the helicopter for different maintenance tasks such as landing gear operations, weighing, etc.


REFERENCE		FEATURES	O / I LEVEL	ATA	LABEL	WEIGHT	SIZE	A/C TYPE APPLICABILITY
D083P0001101 Weighing Bracket		Device to install weighing bracket on landing gear with new landing gear	I	08-01	CE	0,46 (kg)	0,15 x 0,13 x 0,04 (m)	EC635, H135, H145, H145M
RS0609A1A1A01 Helicopter Jack		Consists of hydraulic jack to lift up the whole helicopter	I	07-01		43 (kg)	0,50 x 0,32 x 0,30 (m)	EC635, H135, H145, H145M
L131M0002101 Weighing Bracket		Conceived only for helicopter with old landing gear	I	08-01				EC635, H135, H145

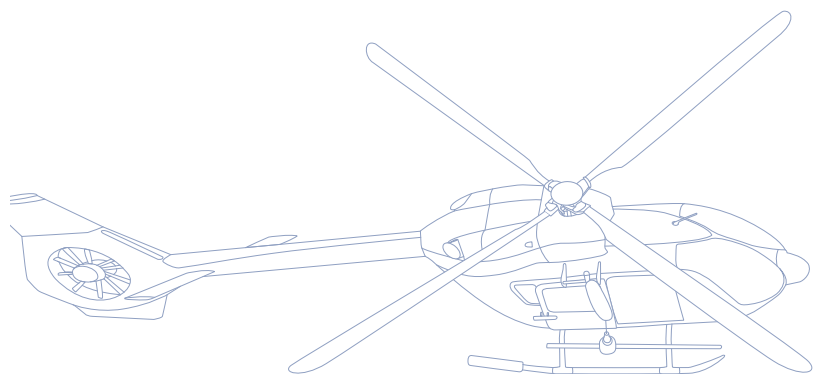


Hoisting and Jack accessories <

DESCRIPTION

Accessories complementing the maintenance kit for lifting activities.

REFERENCE		FEATURES	O / I LEVEL	ATA	LABEL	WEIGHT	SIZE	A/C TYPE APPLICABILITY
B719P50A1101 Engine Field Crane		Device to lift/change engines in the field	I	09-01				EC145, H145, H145M



Stands, platforms,
jigs and trolleys



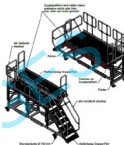




Servicing platforms <

DESCRIPTION

Devices enabling to get access to some parts of the helicopter in order to ensure proper maintenance.


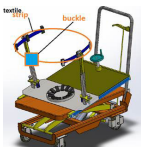

REFERENCE		FEATURES	O / I LEVEL	ATA	LABEL	WEIGHT	SIZE	A/C TYPE APPLICABILITY
105-14101W10 Main Rotor Hub Mounting Table		Device to support Main Rotor Head during maintenance and/or repairs operations	I	62-02		75 (kg)	0,70 x 0,60 x 0,35 (m)	H145, H145M
HMF-BG-135-710 Maintenance Platform		Device used as a working platform in order to perform maintenance operations Conceived for left hand	I	10-01		70,0 (kg)	3,10 x 1,20 x 2,40 (m)	EC635, H135, H145, H145M
HMF-BG-135-700 Maintenance Platform		Device used as a working platform in order to perform maintenance operations Conceived for right hand	I	10-01		70,0 (kg)	3,10 x 1,20 x 2,40 (m)	EC635, H135, H145, H145M
3-911-001 Tooling Tray		Tooling Tray for Maintenance Stand - 3 per Stand	I	10-01				EC145, H145, H145M
1.20.1101.002.002 Maintenance Platform Stair L/H		Consists of a dismantable maintenance platform for left hand Regular working height = 1500 mm Including a small extension installed of 250 mm	I	10-01				H145, H145M
3-200-08 Maintenance Stand L/H and R/H - dismantable		Maintenance Stand L/H and R/H - dismantable	I	10-01				EC145, H145, H145M
3-200-05 Maintenance Stand L/H and R/H - not dismantable		Maintenance Stand L/H and R/H - not dismantable	I	10-01				EC145, H145, H145M
1.20.1101.002.003 Maintenance Platform Stair R/H		Consists of a dismantable maintenance platform for right hand Regular working height = 1500 mm Including a small extension installed of 250 mm	I	10-01				H145, H145M



Servicing trolleys <

DESCRIPTION

Devices enabling to move some equipments of the helicopter such as FLIR in order to ensure proper maintenance.

REFERENCE		FEATURES	O / I LEVEL	ATA	LABEL	WEIGHT	SIZE	A/C TYPE APPLICABILITY
B711M3010101H123-01 Cowlings and Covers Support		Device to support exterior cowlings and covers	I	71-01				H145, H145M
D854P10A2101 EOS MX15 Servicing Trolley		Servicing Trolley for MX15 EOS Installation and Removal	I	85-32		53 (Kg)	0,71 x 0,50 x 0,80 (m)	H145, H145M
1248.00.0000.00 TRAKKA Searchlight Trolley		Device for storage and installation of the TRAKKA searchlight	O	33-02				EC635, H135, H145, H145M
B632P0001101 Main Transmission Stand		Device to support the Main Gear Box for maintenance operations	I	63-01				H145, H145M



Support and Servicing assy <

DESCRIPTION

Devices enabling to maintain some parts of the helicopter, in order to ensure proper maintenance.


REFERENCE		FEATURES	O / I LEVEL	ATA	LABEL	WEIGHT	SIZE	A/C TYPE APPLICABILITY
42626-01 Wescam EOS - MX15 Service Stand		MX15 Service Stand for Maintenance Operations	O/I	33-04				EC145, H145, H145M
D535P0002951 Tail Boom Stand complete, Adaptor Kit for H145 available on request		Device to store Tail Boom during maintenance operations	I	53-01				H145, H145M
D102P10A0101 Tail Boom Support		Consists of a stand to stabilize the tail boom for shipboard operations	I	53-01				H145, H145M
45598-02 Wescam EOS - MX10 Service Stand		MX10 Service Stand for Maintenance Operations	O/I	33-04				EC145, H145, H145M
B535P0002951 Tail Boom Stand complete, Adaptor Kit for H145 available on request		Device to store Tail Boom during maintenance operations	I	53-01				H145
117-30001W2 Tail Boom Support		Consists of a stand to stabilize the tail boom during Main Gear Box removal	I	53-01		9 (kg)	0,10 x 0,10 x 1,3 (m)	H145

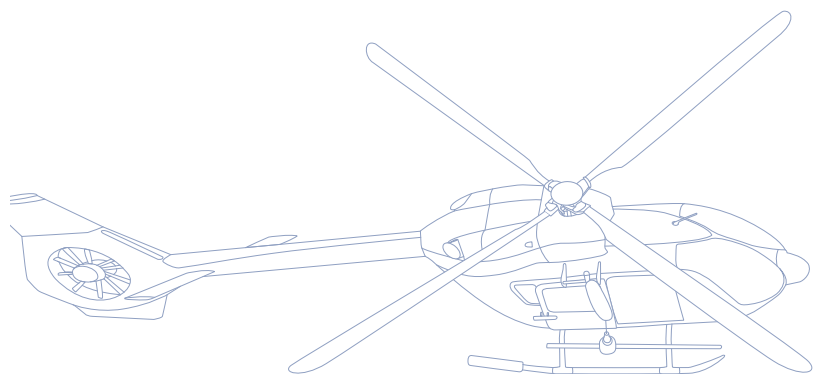


Ladders <

DESCRIPTION

Climbing equipment designed to easily access to upper deck, tail boom, horizontal stabiliser and tail rotor pylon.

REFERENCE		FEATURES	O / I LEVEL	ATA	LABEL	WEIGHT	SIZE	A/C TYPE APPLICABILITY
229595-010 Maintenance Ladder		Device is used for Maintenance tasks on a/c's	O/I	10-01				EC635, H135, H145, H145M



Infrastructure






Mobile shelters <

DESCRIPTION

Equipment required to protect the staff and material during maintenance tasks.

REFERENCE		FEATURES	O / I LEVEL	ATA	LABEL	WEIGHT	SIZE	A/C TYPE APPLICABILITY
AB SH-1310 AERO-BULLE		AERO-BULLE is a mobile shelter having a quick and easily transferable installation protecting helicopter and/or materials. This complete solution consists of a galvanized steel structure covered with polyester fabric coated with PVC. Options: air conditio	I	10-00			18,6 x w:13,2 x h:4,6 (m)	AS350, EC120, EC635, H135, H145, H145M, H175

Containers and Cases







Cases for Main/Tail Rotor Head/Main/Tail Gear Box

<

DESCRIPTION

Specific cases designed to store or transport safely the Main Rotor Head, Tail Rotor Head, Main Gear Box, Tail Gear Box etc.

REFERENCE		FEATURES	O / I LEVEL	ATA	LABEL	WEIGHT	SIZE	A/C TYPE APPLICABILITY
M-49-2450M-18-3572 Tail Rotor Actuator Case		Device for transportation of Tail Rotor Actuator	I	67-01				H145, H145M
M-49-2975M-18-3571 Tail Gear Box Transport Box		Device for transportation of Tail Gear Box	I	65-01				H145, H145M




Containers for blade

<

DESCRIPTION

Specific containers designed for long-term storage or to transport blade safely.




REFERENCE		FEATURES	O / I LEVEL	ATA	LABEL	WEIGHT	SIZE	A/C TYPE APPLICABILITY
M-49-2950M-18-3573 Tail Rotor Blades Transport Box		Device to transport the fenestron blades	I	64-01				H145, H145M
B621P0001051 Main Rotor Blade Transport Container		Main Rotor Blade Transportation Container	O	62-10				H145, H145, H145M



Containers for Main/Tail Rotor Head/Main/Tail Gear Box <

DESCRIPTION

Specific containers designed for long-term storage or to transport in hermetic conditions Main Rotor Head, Tail Rotor Head, Main Gear Box or Tail Gear Box, etc.

REFERENCE		FEATURES	O / I LEVEL	ATA	LABEL	WEIGHT	SIZE	A/C TYPE APPLICABILITY
X652P6207101 TGB BK117 C-2 container		This GSE is used for TGB protection during storage and transportation.	I/D	65-20		71 (kg)	1 x 0,9 x 0,8 (m)	EC145, H145, H145M
X653P6003101 IGB BK117 C-2 container		This GSE is used for IGB protection during storage and transportation.	I/D	65-30		71 (kg)	1 x 0,9 x 0,8 (m)	EC145
X632P6024101 MGB BK117 container		This GSE is used to allow the support and the protection of the MGB in order to avoid damage during transportation.	I/D	63-20		480 (kg)	1,6 x 1,4 x 1,8 (m)	EC145, H145, H145M

Extractors, guides and
calibrated wrenches






Simple extracting or installing tools <










DESCRIPTION

Simple tools designed to facilitate extraction or installation of various parts of the helicopter.

REFERENCE		FEATURES	O / I LEVEL	ATA	LABEL	WEIGHT	SIZE	A/C TYPE APPLICABILITY
117-11137W1 Drift Set		Device to remove and install the main rotor drive torque mount bushings	I	63-03		0,2 (kg)	0,02 x 0,07 x 0,01 (m)	H145, H145M
117-12250W17 Pusher		Device for oil seal change of Tail Rotor output drive Used to install in step 2 the housing inside the Gear Box	I	63-02		1,08 (kg)	0,15 x 0,08 x 0,09 (m)	H145, H145M
117-12020W18 Pusher		Device to install flange seal drive shaft	I	63-02		0,65 (kg)	0,11 x 0,10 x 0,10 (m)	H145, H145M
117-12250W15 Mount		Device for oil seal change of Tail Rotor output drive Used to install the seal inside the housing	I	63-02		0,69 (kg)	0,18 x 0,09 x 0,03 (m)	H145, H145M
117-12020W20 Pusher		Device to install flange seal drive shaft	I	63-02		0,49 (kg)	0,07 x 0,07 x 0,10 (m)	H145, H145M
117-12250W16 Pusher		Device for oil seal change of Tail Rotor output drive Used to install in step 1 the housing inside the Gear Box	I	63-02		0,27 (kg)	0,09 x 0,06 x 0,09 (m)	H145, H145M
117-12140W5 Puller		Device for seal change of hydraulic pump accessory and removal of safety ring	I	63-02		0,02 (kg)	0,06 x 0,02 x 0,05 (m)	H145, H145M
117-12140W9 Mount		Device for seal change of hydraulic pump accessory	I	63-02		0,56 (kg)	0,04 x 0,04 x 0,11 (m)	H145, H145M
117-12020W19 Pusher		Device to install flange seal drive shaft	I	63-02		1,41 (kg)	0,09 x 0,11 x 0,11 (m)	H145, H145M




Simple extracting or installing tools <

REFERENCE		FEATURES	O / I LEVEL	ATA	LABEL	WEIGHT	SIZE	TYPE APPLICABILITY
117-60000W6 Engine Alignment Device		Device for engine alignment to Main Gear Box	I	71-01		0,77 (kg)	0,35 x 0,11 x 0,11 (m)	H145, H145M
3650000 Retractor Tool for Window Exchange		Device to install windows seal	I	56-01		0,3 (kg)	0,20 x 0,13 x 0,02 (m)	EC635, H135, H145, H145M
117-68021W9 Pusher		Device to remove and install the sealing ring for the oil cooler ventilation	I	79-01		0,04 (kg)	0,06 x 0,02 x 0,02 (m)	H145, H145M
117-68021W8 Puller		Device to remove and install the sealing ring for the oil cooler ventilation	I	79-01		0,22 (kg)	0,06 x 0,04 x 0,04 (m)	H145, H145M
117-68021W7 Pusher		Device to remove and install the sealing ring for the oil cooler ventilation	I	79-01		0,22 (kg)	0,06 x 0,04 x 0,04 (m)	H145, H145M
117-68021W5 Mount		Device to remove and install the sealing ring for the oil cooler ventilation	I	79-01		1,78 (Kg)	0,02 x 0,12 x 0,12 (m)	H145, H145M
117-68021W2 Shaft Holder		Device to remove and install the sealing ring for the oil cooler ventilation	I	79-01		0,47 (kg)	0,07 x 0,04 x 0,04 (m)	H145, H145M
117-68021W13 Extractor		Device to remove and install the sealing ring for the oil cooler ventilation	I	79-01		0,92 (kg)	0,25 x 0,05 x 0,05 (m)	H145, H145M
117-12300W3 Pusher		Device to remove and install the seal for main rotor mast drive	I	63-07		3,33 (kg)	0,11 x 0,11 x 0,25 (m)	H145, H145M












Simple extracting or installing tools <

REFERENCE		FEATURES	O / I LEVEL	ATA	LABEL	WEIGHT	SIZE	TYPE APPLICABILITY
117-68021W10 Pusher		Device to remove and install the sealing ring for the oil cooler ventilation	I	79-01		0,16 (kg)	0,07 x 0,04 x 0,04 (m)	H145, H145M
117-12300W1 Mount		Device to remove and install the seal for main rotor mast drive	I	63-07		0,17 (kg)	0,05 x 0,05 x 0,02 (m)	H145, H145M
D641P4001101 Tail Rotor Blades Rig- ging Device		Device for rigging of Tail Rotor Controls	I	67-01				H145, H145M
D652P3003951 Tail Gearbox Output Seal Tool Set		Device to remove and install the sealing ring for the Gear Box output	I	65-01				H145, H145M
D652P3001951 Tail Gear Box Input Seal Tool Set		Device to remove and install the sealing ring for the Gear Box input	I	65-01				H145, H145M
D651P0001951 Tail Rotor Drive Shaft Bearings Tools Set		Device to install rubber sleeve on the Tail Rotor Drive shaft	I	65-01				H145, H145M
105-13221W1 Mounting Tool Kit		Device to remove and install bushings and bearings of drive link assembly	I	62-04		0,4 (kg)	0,1 x 0,05 x 0,04 (m)	H145, H145M
117-12300W4 Puller		Device to remove and install the seal for main rotor mast drive	I	63-07		2,87 (kg)	0,09 x 0,09 x 0,3 (m)	H145, H145M
117-12020W17 Mount		Device to install flange seal drive shaft	I	63-02		0,76 (kg)	0,02 x 0,13 x 0,13 (m)	H145, H145M












Simple extracting or installing tools <

REFERENCE		FEATURES	O / I LEVEL	ATA	LABEL	WEIGHT	SIZE	TYPE APPLICABILITY
117-12300W2 Pusher		Device to remove and install the seal for main rotor mast drive	I	63-07		0,48 (kg)	0,04 x 0,04 x 0,08 (m)	H145, H145M
117-68021W11 Spline Protector		Device to remove and install the sealing ring for the oil cooler ventilation	I	79-01		0,25 (Kg)	0,02 x 0,11 x 0,11 (m)	H145, H145M
105-14181W1 Needle Bearings Assembly Fixture		Device to install inner sleeve bushings	I	62-02		1,2 (kg)	0,20 x 0,07 x 0,07 (m)	H145, H145M
117-15004W6 Main Rotor Blades Mounting Tool Kit		Device to remove and install bushings of Main Rotor blades fittings	I	62-01		4,5 (kg)	0,23 x 0,28 x 0,08 (m)	H145, H145M
105-14201W1 Control Level Bushings Mandrel		Device to remove and install regular bushings for the control lever of the Main Rotor Head	I	62-02				H145, H145M
105-14181W7 Flange Bushing Assembly Tool		Device to remove and install flange bushings for the control lever of the Main Rotor Head	I	62-02		0,06 (kg)	0,03 x 0,03 x 0,03 (m)	H145, H145M
105-14181W6 Flange Bushing Extractor		Device to remove and install bushings for the control lever of the Main Rotor Head	I	62-02		0,75 (kg)	0,16 x 0,11, 0,05 (m)	H145, H145M
105-14181W5 Flange Bushings Extractor		Device to remove and install a secondary bolt bushings of inner sleeve	I	62-02		1,3 (kg)	0,20 x 0,13 x 0,05 (m)	H145, H145M
105-14181W4 Needle Bearings Extractor		Device to remove needle bearings of Main Rotor Head	I	62-02		5,3 (kg)	0,20 x 0,28 x 0,21 (m)	H145, H145M












Simple extracting or installing tools <

REFERENCE		FEATURES	O / I LEVEL	ATA	LABEL	WEIGHT	SIZE	TYPE APPLICABILITY
B623M4003101D343-01 Pressing-in Tool		Device to install bushings for the bearings block	I	62-04		5,0 (kg)	0,14 x 0,14 x 0,15 (m)	H145, H145M
105-14181W2 Flange Bushing Assembly Tool		Device to remove and install main bolt bushings of inner sleeve	I	62-02		0,87 (kg)	0,13 x 0,07 x 0,07 (m)	H145, H145M
160053 Fuel Pump Toolbox		Consists of an extractor for fuel pump cartridge	I	28-01		2,2 (kg)	0,33 x 0,32 x 0,12 (m)	EC635, H135, H145, H145M
105-14102W3 Spacer		Device for distance ring Consists of safety guard to protect the needle bearing during the pressing-in process	I	62-02		0,003 (kg)	0,03 x 0,03 x 0,005 (m)	H145, H145M
105-14101W7 Needle Bearings Drive Tool		Device to install outer needle bearings	I	62-02		1,0 (kg)	0,13 x 0,13 x 0,03 (m)	H145, H145M
105-14101W2 Outer Needle Bearings Extractor		Device to extract outer needle bearings	I	62-02		4,0 (kg)	0,2 x 0,16 x 0,16 (m)	H145, H145M
105-14101W18 Pressing in Tool		Device to install inner sealing ring	I	62-02		2,4 (kg)	0,18 x 0,18 x 0,25 (m)	H145, H145M
105-14101W13 Mounting Device		Device to install outer sealing ring	I	62-02		0,6 (kg)	0,18 x 0,18 x 0,04 (m)	H145, H145M
105-14101W12 Mounting Device		Device to install inner needle bearings	I	62-02		1,1 (kg)	0,31 x 0,13 x 0,13 (m)	H145, H145M












Simple extracting or installing tools <

REFERENCE		FEATURES	O / I LEVEL	ATA	LABEL	WEIGHT	SIZE	TYPE APPLICABILITY
105-14101W11 Retention Bolt Extraction Tool		Device to remove the fixation bolts of the quadruple nut	I	62-02		0,07 (kg)	0,26 x 0,09 x 0,06 (m)	H145, H145M
105-14181W3 Needle Bearings Extractor		Device to remove needle bearings of Main Rotor Head	I	62-02		1,4 (kg)	0,26 x 0,17 x 0,03 (m)	H145, H145M
117-80168W1 Pushing-Out Tool		Device to push out the pins of the pendulum absorber (2.400 Fh)	I	62-01		0,28 (kg)	0,20 x 0,06 x 0,02 (m)	H145, H145M
117-12020W14 Mounting Ring		Device to insert freewheel clutch into the drive shaft flange	I	63-02		0,4 (kg)	0,06 x 0,08 x 0,08 (m)	H145, H145M
117-12010W60 Spanner Socket		Device to install Tail Rotor Drive shaft flange	I	63-02		0,12 (kg)	0,02 x 0,05 x 0,05 (m)	H145, H145M
117-11130W1 Mounting Tool Set		Device to replace transmission fitting bushing	I	63-02		0,61 (kg)	0,10 x 0,07 x 0,04 (m)	H145, H145M
B632P1001101 Oil Filter Extraction Tool		Device to ease the extraction of the oil filter from the Main Gear Box Installed on the top of the filter body and grips it Including an handle enabling to apply pull load to the filter housing without damaging the Main Gear Box	I	63-01				H145, H145M
105-13241W1 Drift		Device to remove bushings on the bearings block	I	62-04		0,1 (kg)	0,01 x 0,01 x 0,09 (m)	H145, H145M
CG500-60 Screw Bolt Driver		Consists of a torque device for the studs of the Main Rotor Head (M16X1,5)	I	62-02		0,46 (kg)	0,09 x 0,04 x 0,04 (m)	H145, H145M












Simple extracting or installing tools <

REFERENCE		FEATURES	O / I LEVEL	ATA	LABEL	WEIGHT	SIZE	TYPE APPLICABILITY
CG500-2 Housing Device		Consists of a torque device for the studs of the Main Rotor Head	I	62-02				H145, H145M
117-11181W1 Main Rotor Drive Mounting Tool		Device to replace crow bushing	I	63-04		1,41 (kg)	0,08 x 0,13 x 0,07 (m)	H145, H145M
105-15103W6 Main Rotor Blades Bonding Fixture		Device for bonding of DU washer Consists of steel backing strip and a porous bronze matrix impregnated and overlaid with the PolyTetraFluorEthylene bearing material DU do not require lubrication Provides maintenance free operation DU exhibits low wear rate	I	62-01		0,56 (kg)	0,16 x 0,07 x 0,07 (m)	H145, H145M
105-14101W1 Main Rotor Head Puller		Device to extract needle bearings	I	62-02		3,3 (kg)	0,31 x 0,16 x 0,16 (m)	H145, H145M
117-80168W2 Mounting Tool		Device to install pendulum absorber bearings (2.400 Fh)	I	62-01		0,34 (kg)	0,07 x 0,05 x 0,03 (m)	H145, H145M
105-40001W1 Staking Tool Retainer		Consists of a tool box for general installation and removal of bearings with different sizes	I	67-04		1,5 (kg)	0,40 x 0,30 x 0,10 (m)	EC635, H135, H145, H145M
105-31821W5 Staking Tool		Device to install and remove bearings with different sizes	I	67-04		0,8 (kg)	0,04 x 0,04 x 0,12 (m)	H145
105-31821W4 Milling Tool		Device to install and remove bearings with different sizes	I	67-04		0,30 (kg)	0,06 x 0,06 x 0,18 (m)	H145
105-13141W5 Staking Tool		Device to install and remove bearings with different sizes	I	67-04		0,2 (kg)	0,04 x 0,04 x 0,05 (m)	EC635, H135, H145, H145M












Simple extracting or installing tools <

REFERENCE		FEATURES	O / I LEVEL	ATA	LABEL	WEIGHT	SIZE	TYPE APPLICABILITY
105-13141W3 Milling Tool		Device to install and remove bearings with different sizes	I	67-04		2,9 (kg)	0,06 x 0,06 x 0,12 (m)	EC635, H135, H145, H145M
117-12020W16 Extractor		Device to remove the power drive shaft input flange	I	63-02		0,85 (kg)	0,14 x 0,12 x 0,08 (m)	H145, H145M
1121-14101W8 Silver Plate Extractor		Device to remove silver plate of the Main Rotor Head	I	62-02		0,51 (kg)	0,01 x 0,01 x 0,07 (m)	H145, H145M
117-30002W1 Extractor		Device to install and remove nut adaptor flange for Intermediate/ Tail Gear Box	I	65-02		0,44 (kg)	0,06 x 0,06 x 0,05 (m)	H145
117-44115W3 Pushing-out Tool		Device to install and remove bearings with different sizes	I	67-03		0,40 (kg)	0,06 x 0,06 x 0,03 (m)	H145
1120-31547W1 Pressing-in Tool		Consists of silver bushing for the adapter of the drive shafts	I	65-01		0,54 (kg)	0,14 x 0,11 x 0,04 (m)	H145
105-42121W4 Pressing Device		Device to install and remove bearings with different sizes	I	67-03				H145
117-31706W1 Pushing-out tool		Device to remove Tail Rotor fork shaft	I	65-01		1,21 (kg)	0,10 x 0,10 x 0,10 (m)	H145
1X56131404 Box Spanner		Device to install and remove nut for bearing Tail Rotor fork shaft	I	65-01		0,20 (kg)	0,03 x 0,06 x 0,06 (m)	H145











Simple extracting or installing tools <

REFERENCE		FEATURES	O / I LEVEL	ATA	LABEL	WEIGHT	SIZE	TYPE APPLICABILITY
1X56131405 Box Spanner		Device to install and remove safety screw for Tail Rotor fork shaft	I	65-01		0,13 (kg)	0,02 x 0,02 x 0,05 (m)	H145
105-42123W3 Special Milling Cutter		Device to install and remove bearings with different sizes	I	67-03				H145
105-42122W1 Mounting Tool		Device to install and remove bearings with different sizes	I	67-03		0,40 (kg)	0,04 x 0,04 x 0,06 (m)	H145
105-317371W1 Extractor		Device to remove Teflon bushing of Tail Rotor Blade grip	I	65-02		1,36 (kg)	0,20 x 0,07 x 0,07 (m)	H145
105-317371W3 Installation Tool		Device to install flange bushing of Tail Rotor Blade grip	I	65-02		1,20 (kg)	0,17 x 0,09 x 0,08 (m)	H145
105-31762W1 Outer Ring Bearing Puller		Device to install Teflon bushing of Tail Rotor Blade grip	I	65-02		0,23 (kg)	0,12 x 0,07 x 0,07 (m)	H145
105-42123W4 Pushing-out Tool		Device to install and remove bearings with different sizes	I	67-03		0,20 (kg)	0,02 x 0,02 x 0,12 (m)	H145
105-31765W1 Support Plate		Device to support for pressing-in device of seal ring into the housing of the Tail Gear Box	I	65-02		0,31 (kg)	0,02 x 0,05 x 0,05 (m)	H145
1120-31502W1 Press-in and Push-out Device		Device to install and remove split pin long Tail Rotor Drive shaft	I	65-01		0,83 (kg)	0,10 x 0,06 x 0,02 (m)	H145










Simple extracting or installing tools <

REFERENCE		FEATURES	O / I LEVEL	ATA	LABEL	WEIGHT	SIZE	TYPE APPLICABILITY
117-30002W2 Pressing-in Tool		Device to install adaptor flange for Intermediate/Tail Gear Box	I	65-02				H145
1X56131399 Puller Screws		Device for housing cover Tail Gear Box	I	65-02		0,02 (kg)	0,06 x 0,02 x 0,02 (m)	H145
1X56131407 Seal Installation Fixture		Device to install Intermediate/Tail Gear Box seal ring	I	65-02		0,61 (kg)	0,07 x 0,06 x 0,06 (m)	H145
105-31781W2 Milling Fixture		Device to install and remove bearings with different sizes	I	67-01				H145
105-31781W6 Staking Tool		Device to install and remove bearings with different sizes	I	67-01		0,20 (kg)	0,04 x 0,04 x 0,05 (m)	H145
105-42121W3 Special Milling Cutter		Device to install and remove bearings with different sizes	I	67-01		2,90 (kg)	0,10 x 0,10 x 0,26 (m)	H145
105-42122W2 Mounting Tool		Device to install and remove bearings with different sizes	I	67-01		0,60 (kg)	0,04 x 0,04 x 0,13 (m)	H145
105-45361W3 Staking Tool		Device to install and remove bearings with different sizes	I	67-01				H145
105-42121W7 Mounting Tool		Device to install and remove bearings with different sizes	I	67-03		0,36 (kg)	0,04 x 0,04 x 0,10 (m)	H145

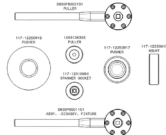










Simple extracting or installing tools <

REFERENCE		FEATURES	O / I LEVEL	ATA	LABEL	WEIGHT	SIZE	TYPE APPLICABILITY
105-42121W6 Staking Tool		Device to install and remove bearings with different sizes	I	67-03		0,40 (kg)	0,04 x 0,04 x 0,07 (m)	H145
105-42121W5 Replacement Tool		Device to install and remove bearings with different sizes	I	67-03		4,90 (kg)	0,32 x 0,26 x 0,22 (m)	H145
105-31762W3 Shurloc Nut Box Spanner		Device to install and remove Shurloc for Tail Rotor fork shaft	I	65-02		0,55 (kg)	0,05 x 0,07 x 0,07 (m)	H145
117-12140W08 Pusher		Device to change hydraulic pump accessory seal of Main Gear Box	I	63-02				H145
1120-31547W2 Extractor		Device consists of silver bushing for the adapter of the drive shafts	I	65-01		0,65 (kg)	0,12 x 0,12 x 0,05 (m)	H145
105-42124W1 Pressing-in Tool		Device to install and remove bearings with different sizes	I	67-03				H145
D854P50T1101 Wescam EOS - Operational Maintenance Kit - German valve		EOS - Operational Maintenance Kit - German valve	I	33-04				EC145, H145, H145M
117-44115W2 Milling Tool		Device to install and remove bearings with different sizes	I	67-03		3,70 (kg)	0,20 x 0,17 x 0,05 (m)	H145
117-44115W1 Pressing-in Tool		Device to install and remove bearings with different sizes	I	67-03		2,25 (kg)	0,10 x 0,10 x 0,10 (m)	H145




Simple extracting or installing tools <

REFERENCE		FEATURES	O / I LEVEL	ATA	LABEL	WEIGHT	SIZE	TYPE APPLICABILITY
D630P8001951 Shipping Kit - Oil Seal Change Tool on MGB		Device is used for Replacement of the Oil Seal on Tail Rotor Output Drive of the MGB	I	63-21				H145, H145M
105-14102W2 Main Rotor Hub Connecting Pin		Consists of secure inner sleeve of Main Rotor Hub against rotation during control rods removal	I	62-03		0,04 (kg)	0,13 x 0,01 x 0,01 (m)	H145
D671P7001951 Main Rotor Rigging Device		Device for rigging of Main Rotor	I	67-01				H145, H145M
1X56136393 Puller		Device to install adaptor flange of Intermediate and Tail Gear Box	I	63-02		0,2 (kg)	0,09 x 0,05 x 0,05 (m)	H145
105-31702W23 Measuring Device		Consists of an alignment tool for spherical bearings on Tail Rotor fork shaft	I	64-01		0,80 (kg)	0,17 x 0,06 x 0,05 (m)	H145
105-31702W4 Extractor		Device to remove and install spherical bearings on Tail Rotor fork shaft	I	64-01		0,22 (kg)	0,08 x 0,04 x 0,04 (m)	H145
117-31713W1 Sleeve Guide		Device to install Tail Rotor Head main bolt	I	64-01		0,01 (kg)	0,03 x 0,01 x 0,01 (m)	H145
105-31702W14 Extractor		Device to remove and install spherical bearings flange bushings on Tail Rotor fork shaft	I	65-01		0,33 (kg)	0,11 x 0,04 x 0,04 (m)	H145
105-31702W19 Mounting Device		Device to install Tail Rotor fork shaft	I	65-01		1,17 (kg)	0,27 x 0,07 x 0,065 (m)	H145



Simple extracting or installing tools <








REFERENCE		FEATURES	O / I LEVEL	ATA	LABEL	WEIGHT	SIZE	TYPE APPLICABILITY
105-42124W3 Pressing-in Tool		Device to install and remove bearings with different sizes	I	67-03				H145

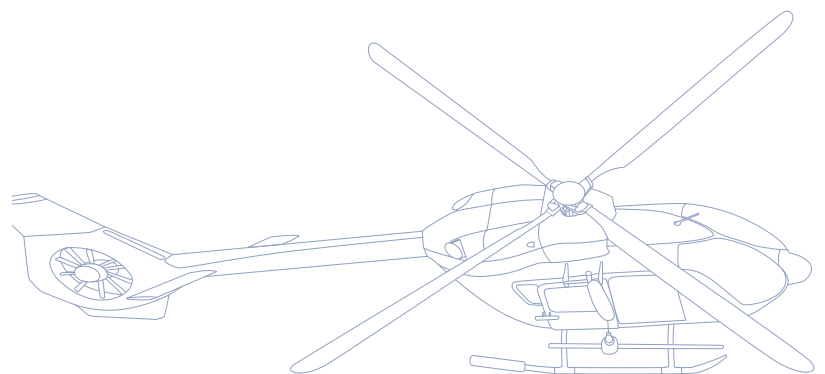


Complex/Calibrated extracting or installing tools <

DESCRIPTION

Elaborated tools designed to facilitate extraction or installation of parts of the helicopter with defined measurement or calibration value.

REFERENCE		FEATURES	O / I LEVEL	ATA	LABEL	WEIGHT	SIZE	A/C TYPE APPLICABILITY
105-31501W6 Puller		Device to extract the flange for main transmission seal change	I	63-02		0,73 (kg)	0,33 x 0,07 x 0,04 (m)	H145, H145M
105-60701W6 Input Shaft Assembly Device		Device to torque BENDIX shaft	I	63-01		0,5 (kg)	0,21 x 0,17 x 0,03 (m)	EC635, H135, H145, H145M
105-31501W5 Main Transmission Seal Change Fixture		Device to remove and torque the flange nut for main transmission seal change	I	63-02		0,68 (kg)	0,36 x 0,07 x 0,02 (m)	H145, H145M
105-13101W8 Main Rotor Blades Torque Wrench		Device to install Main Rotor Blades	I	62-01		1,5 (kg)	0,73 x 0,07 x 0,03 (m)	H145, H145M
D625P50A1102 Mast Nut Installation/ Removal - Kit 2		Device to remove and install the Rotor Mast Nut	I	63-02		35 (kg)	0,80 x 0,60 x 0,40 (m)	H145, H145M
D625P50A1103 Rotor Mast Hydraulic Drive - Kit 3		Device to remove and install Rotor Mast Hydraulic Drive (common for Kit 1 and 2)	I	63-02		20 (kg)	0,60 x 0,60 x 0,40 (m)	H145, H145M
B563M2001051D123-02 Removal / Installation for jettisonable Sliding Door Window (LH Mounting Device)		Removal / Installation for jettisonable Sliding Door Window (LH Mounting Device)	I	56-30				H145, H145, H145M
B563M2002051D123-02 Removal / Installation for jettisonable Sliding Door Window (RH Mounting Device)		Removal / Installation for jettisonable Sliding Door Window (RH Mounting Device)	I	56-30				H145, H145, H145M
D625P50A1101 Rotor Mast Installation/ Removal - Kit 1		Device to remove and install the Rotor Mast	I	63-02		78 (kg)	1,20 x 0,60 x 0,40 (m)	H145, H145M



Testing, measurement and
maintenance tools, benches






Cutoff boxes <

DESCRIPTION

Electrical test equipment enabling to support integration testing, expedite maintenance and to streamline the troubleshooting process on the system and subsystem by simplifying the access to test signals.

REFERENCE	FEATURES	O / I LEVEL	ATA	LABEL	WEIGHT	SIZE	A/C TYPE APPLICABILITY
<div>On Request</div> <div>Cutoff Box</div> <div></div>	<p>Cutoff box is used to split an electric multicable line into several compound connectors. It is designed to streamline the wiring system of electronic devices and to simplify troubleshooting problems.</p> <p>It is customized according to Helicopter configuratio</p>	O/I	XX-XX				AS332, AS350, AS355, AS365, AS366, AS532, AS550, AS555, AS565, EC120, EC130, EC135, EC145, EC155, EC225, EC635, EC725, GAZELLE, H135, H145, H145M, H160, H175, SA330, SA360, SUPER- FRELON



Air Data Test Sets <

DESCRIPTION

Automated pitot and static testers designed to conduct troubleshooting or functional tests on the helicopter.







REFERENCE	FEATURES	O / I LEVEL	ATA	LABEL	WEIGHT	SIZE	A/C TYPE APPLICABILITY
DMAK-EC145A Pitot Static Test Adaptor Kit	Consists of an adaptor/connector kit for MPS-43 (pitot static test)	I	34-01				EC145, H145, H145M



Electrical test cases <

DESCRIPTION

Devices designed for monitoring or generating command and signal.

REFERENCE		FEATURES	O / I LEVEL	ATA	LABEL	WEIGHT	SIZE	A/C TYPE APPLICABILITY
B761P5001101 Variable Rotor Speed and Torque Matching System Simulation Box		Device to simulate Variable Rotor speed and Torque Matching System troubleshooting and adjustment	O/I	76-01		0,8 (kg)	0,28 x 0,12 x 0,09 (m)	EC145
44301-04 Wescam EOS - MX15 Boresight Module		EOS - MX15 Boresight Module	I	33-04				EC145, H145, H145M
215371-0 Emergency Floatation System Digital Pressure Gauge		Consists of a digital pressure gauge	I	32-03				EC635, H135, H145, H145M
215370-0 Emergency Floatation System Distribution Manifold		Consists of a Y-hose to connect the gauges	I	32-03				EC635, H135, H145, H145M
0397-01-UC Tail Rotor Actuator Anti-Jamming Test Kit		Device to check free movement of the control piston on the Tail Rotor Actuator	I	29-01				H145, H145M
L334M1801051G873-01 Infrared Flash Tester		Device used to test equipment for optional Infrared-Position lights (concerns military versions).	I	33-01		0,3 (kg)		H145M
8400902 Belt Tension Tester BTT HZ		Consists of driving belt tension tester for air conditioning servicing	I	21-01				EC635, H135, H145, H145M
01-1001-05(220V) Read-out Equipment for ADC and AHRS values		Read-out equipment for ADC and AHRS values via ARINC 429 data bus (220 V Version)	I	34-01				EC135, EC145, EC635, H135
4011A Frequency Generator		Device to simulate Main Rotor speed for troubleshooting	I	99-01				EC145, H145, H145M



Electrical test cases <

REFERENCE		FEATURES	O / I LEVEL	ATA	LABEL	WEIGHT	SIZE	TYPE APPLICABILITY
B634P7001051 Vectorial Mast Moment System Angle Adjustment Box		Device to adjust and calibrate Main Rotor Mast system	I	63-07		2,8 (kg)	0,34 x 0,29 x 0,16 (m)	H145, H145M
145-AP TEST EN Autopilot Test System		Consists of equipment for Autopilot System	I	22-01		10 (kg)	0,27 x 0,33 x 0,14 (m)	H145
L634P7001051 Mast Moment System Test Equipment		Consists of a troubleshooting device for Main Rotor Mast system.	I	63-07		2,9 (kg)	0,23 x 0,27 x 0,13 (m)	EC635, H135, H145, H145M
01-1001-05(110V) Read-out Equipment for ADC and AHRS values		Read-out equipment for ADC and AHRS values via ARINC 429 data bus (110 V Version)	I	34-01				EC135, EC145, EC635, H135
AHRS-ECD Aircraft Heading Reference System Compensation Box		Consists of a box to compensate the magnetometers (Aircraft Heading Reference System)	I	34-01		0,9 (kg)	0,16 x 0,08 x 0,06 (m)	EC635, H135, H145



Vibrations adjustment tools <

DESCRIPTION

Equipment designed to lead vibrational balancing for rotor and cabin.



REFERENCE	FEATURES	O / I LEVEL	ATA	LABEL	WEIGHT	SIZE	A/C TYPE APPLICABILITY
TE-48715 VXP Application Kit BK117 C-2	VXP Application Kit BK117 C-2	I	18-01				EC145
TE-48710 Calibration Kit for Track and Balance	Calibration Kit for Track and Balance	I	18-01				EC135, EC145, EC635, H135, H135H, H145, H145M
TE-48709 Stobex Kit for Track and Balance	Stobex Kit for Track and Balance	I	18-01				EC135, EC145, EC635, H135, H135H, H145, H145M
TE-48712 VXP Application Kit BK117 D-2 with HMS	VXP Application Kit BK117 D-2 with HMS	I	18-01				H145, H145M
TE-48711 VXP Application Kit BK117 D-2 without HMS	VXP Application Kit BK117 D-2 without HMS	I	18-01				H145, H145M
TE-48708 VXP-AHD Basic Kit - Track and Balance	VXP-AHD Basic Kit - Track and Balance	I	18-01	CE			EC135, EC145, EC635, H135, H135H, H145, H145M



Software loading benches <

DESCRIPTION

Equipment designed to load specific helicopters systems software.


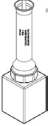




REFERENCE		FEATURES	O / I LEVEL	ATA	LABEL	WEIGHT	SIZE	A/C TYPE APPLICABILITY
703A97687000 Loading Tool Kit with CMA9000 capability		Device used for loading of 4 different calculators: AMC, DMAU, MFD and CMA9000 Operating temperature: -10	I	13-00	CE	3 (kg)	0,4 x 0,4 x 0,4 (m)	EC225, H135, H145, H145M, H175
L882M3240966 FCDS CPDS Loading Tool Kit		Consists of avionic new configuration tool	I	31-01				EC135, EC145, EC635, H135
703A97687100 Loading Tool Kit without CMA9000 capability		Device used for loading of 3 different calculators: AMC, DMAU and MFD	I	13-00	CE	3 (kg)	0,5 x 0,4 x 0,2 (m)	EC225, H135, H145, H145M, H175



Fluids test cases (hydraulic, cooling, fuel, etc) <



DESCRIPTION

Devices designed to fill, drain, clean and test any helicopter fluid system.

REFERENCE		FEATURES	O / I LEVEL	ATA	LABEL	WEIGHT	SIZE	A/C TYPE APPLICABILITY
L135M2903101 Hydraulic Bleeding Unit		Device to bleed hydraulic system after maintenance operations	I	29-01		0,4 (kg)	0,12 x 0,12 x 0,25 (m)	EC635, H135, H145, H145M
SMJ516-300-000-002 Fuel Sump Drain Tool		Device to drain condensed water out of the tank	O/I	28-01		1,3 (kg)		EC145, H145, H145M
B13990 Drain Tool		Device to drain the Fuel Tank	I	12-10				EC135, EC145, EC635, H135, H135H, H145, H145M
ASC3000 Air Conditioning Service-Station		Consists of of air conditioning filling unit	I	21-01				EC635, H135, H145, H145M
215372-0 Emergency Floatation System Pressure Inlet		Consists of an adaptor for manifold	I	32-03				EC635, H135, H145, H145M
B632P7001101 MGB Filter Popout Test Adapter		Device is used to popout the MGB Filter element	I	13-63				EC145, H145, H145M
X280P03T1101 Fuel Sump Drain Tool		Device to drain the tank before maintenance operations	I	28-01		1,3 (kg)	0,33 x 0,15 x 0,15 (m)	EC635, H135, H145, H145M
3203771 FLIR Support Kit - Nitrogen Purging		FLIR Support Kit - Nitrogen Purging	I	33-04				EC145, H145, H145M
FSL2100078 Nitrogen Purge Fill Kit		Device to perform the nitrogen purge procedure on FLIR Star Safire III, HD and 380 HD/HDc	I	33-03				EC135, EC145, EC635, H135, H135H, H145, H145M



Fluids test cases (hydraulic, cooling, fuel, etc) <


REFERENCE		FEATURES	O / I LEVEL	ATA	LABEL	WEIGHT	SIZE	TYPE APPLICABILITY
6695-12-176-1699 Sampling Device		Device necessary to take samples of liquids to perform spectrographic analysis	I	29-01		0,02 (kg)		EC635, H135, H145, H145M
L135M2904101 Hydraulic Pressure Gauge		Device used as an external measuring device for hydraulic pressure	I	29-01		3,0 (kg)	0,40 x 0,16 x 0,07 (m)	EC635, H135, H145, H145M



Miscellaneous complex/calibrated mechanical tools <

DESCRIPTION

Mechanical tools enabling to conduct verification and adjustment with defined measurement and calibration value.

REFERENCE		FEATURES	O / I LEVEL	ATA	LABEL	WEIGHT	SIZE	A/C TYPE APPLICABILITY
B670P4001101 Main Rotor Rigging Device		Consists of a fixture for Main Rotor rigging	I	67-01		1,75 (kg)	0,52 x 0,21 x 0,06 (m)	H145
B670P0001101 Position Gauge		Consists of a fixture for control stick for Main Rotor rigging	I	67-01		0,19 (kg)	0,19 x 0,11 x 0,03 (m)	H145
105-41482L2 Supplementary Kit for Alignment/Adjusting Device Control Rods		Supplementary Kit for Alignment/Adjusting Device Control Rods	I	62-33				EC145, H145, H145M
B670M0001103G871-01 Switchgear Test		Device to adjust the longitudinal or lateral trim system for Main Rotor rigging	I	67-01				H145
117-43001W3 Tail Rotor Control Fixture		Device used as rigging tool for Tail Rotor	I	67-01		1,05 (kg)	0,18 x 0,19 x 0,13 (m)	H145
105-13101W3 Gauge		Consists of mechanical gauge to adjust the angle of the main rotor pitch links before installation	I	62-03		0,18 (kg)	0,30 x 0,08 x 0,02 (m)	H145, H145M
105-41482L1 Alignment/Adjusting Device Control Rods		Alignment/Adjusting for Control Rods upper Controls	I	62-33		5,0 (kg)		EC145, H145, H145M

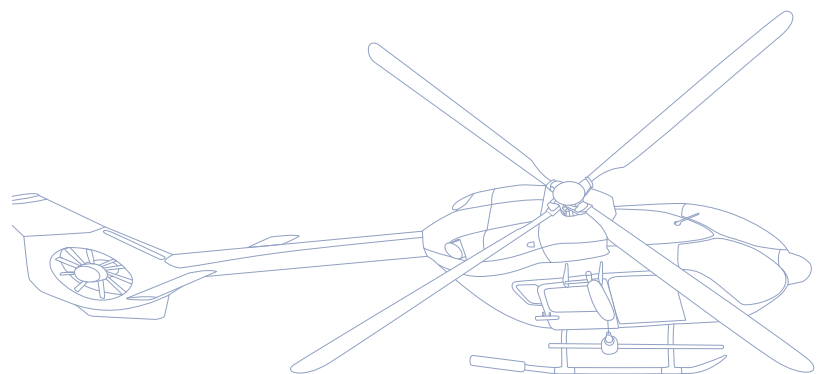


Miscellaneous/simple mechanical tools <

DESCRIPTION

Mechanical tools enabling to conduct verification and adjustment without defined measurement and calibration value.

REFERENCE		FEATURES	O / I LEVEL	ATA	LABEL	WEIGHT	SIZE	A/C TYPE APPLICABILITY
217328-0 Emergency Flootation System Folding Kit		Device for packing of the floats after testing and/or repairs	I	32-03				H145, H145M
L134M6702101 Pedal Lock Tail Rotor Controls		Consists of a pedal locking for neutral position of Tail Rotor rigging	I	67-01		0,56 (kg)	0,24 x 0,05 x 0,08 (m)	EC635, H135, H145
WDR9000 GOODRICH Hoist Cable Servicing Kit		Device to inspect and control the hoist cable	I	85-01				EC635, H135, H145, H145M
105-31702W22 Hone Tool		Device used for flange bushings	I	65-01				H145
RA18403 Multi-Head Fin Straightener		Device to re-align air conditioning cooling/evaporator fins	I	21-01				EC635, H135, H145, H145M
59766A0000-01 Holding Device		Consists of holding device for Main Rotor actuators after removal	I	67-05				EC635, H135, H145



Services and maintenance benches





Ground Power Units and starters, battery chargers <

DESCRIPTION

Equipment designed to perform helicopter starting and supply electrical power.


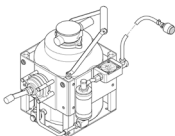

REFERENCE		FEATURES	O / I LEVEL	ATA	LABEL	WEIGHT	SIZE	A/C TYPE APPLICABILITY
1101-328N-LI-NSW Ground Power Unit Li-Ionen		Device is an external power supply for helicopter maintenance operations and helicopter starting	O/I	24-01			1,0 x 1,1 x 1,1 (m)	EC145, H145, H145M
KA2014PSPS Portable Starter Power Supply		Device used to start aircraft engine whenever and in any location. It can be used also during maintenance to provide abundant auxiliary power for avionics, on-board medical equipment, and other accessories. Light-weight, portable, stowable, and safe, the	I	24-00	CE	7 (kg)	0,4 x 0,2 x 0,1 (m)	EC120, EC130, EC145, H145, H145M
KA2016PSPS Portable Starter Power Supply		Device used to start aircraft engine whenever and in any location. It can be used also during maintenance to provide abundant auxiliary power for avionics, on-board medical equipment, and other accessories. Light-weight, portable, stowable, and safe, the	I	24-00	CE	14 (kg)	0,4 x 0,2 x 0,1 (m)	EC145, EC155, EC225, H145, H145M, H175
HMF-BG-135-900 Mobile Ground Power Unit		Consists of an external power supply for helicopter maintenance operations and helicopter starting	O	24-01			1,0 x 1,1 x 1,1 (m)	EC635, H135, H145, H145M



Hydraulic benches, air cooling and accessories <

DESCRIPTION

Equipment such as special bench enabling to lead maintenance on fluid systems, filing, etc.


REFERENCE		FEATURES	O / I LEVEL	ATA	LABEL	WEIGHT	SIZE	A/C TYPE APPLICABILITY
ACTR5150A Digital Manifold		Device to test pressure and leakage of air conditioning system	I	21-01				EC635, H135, H145, H145M
L135P2902101 Filling Unit		Device used to perform re-filling of hydraulic system with fluid	I	29-01		8,7 (kg)		EC635, H135, H145, H145M
B290P0101102 Hydraulic Pump Drive		Device enabling to power-up hydraulic system for ground tests Conceived to check the flight control system Equipment connected directly to the Main Gear Box and driven by engines Available in 220V and 110V	I	29-01	CE			EC145, H145, H145M



Engine rinsing benches <

DESCRIPTION

Equipment enabling to eliminate salt when the helicopter is operated close to a sea area.


REFERENCE		FEATURES	O / I LEVEL	ATA	LABEL	WEIGHT	SIZE	A/C TYPE APPLICABILITY
BO-WG-2018.001 Engine Washing Device		Device to wash the engine Pressure maximum: 7 bars 20 l Tank for cold water 10 l Tank for cold cleaner Effectivity: Turbomeca	I	71-01		59 (kg)	0,43 x 0,62 x 1,03 (m)	EC135, EC145, EC635, H135, H145, H145M
HMF-BG-135-115 Engine Washing Device Adaptor Kit		Consists of a rinsing/washing hose with the adaptor/connector to plug the hose on the engine washing device	O	71-01				H145, H145M

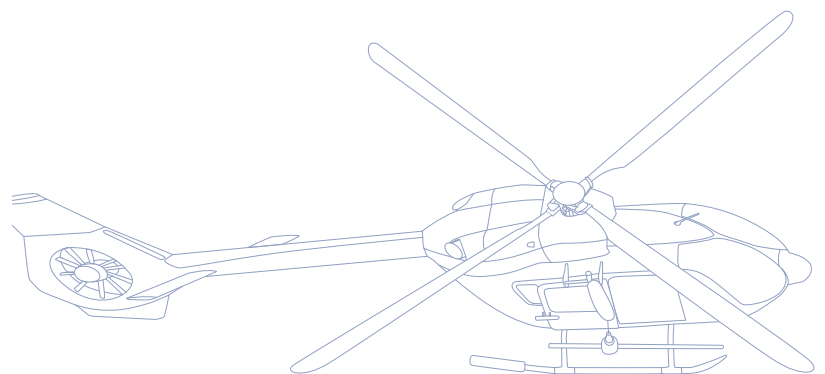


Simple or standard pumps <

DESCRIPTION

Equipment enabling to inject liquids, gases or air.

REFERENCE		FEATURES	O / I LEVEL	ATA	LABEL	WEIGHT	SIZE	A/C TYPE APPLICABILITY
213594-0 Emergency Flootation System Vacuum Pump		Consists of an emptying system for the floatation system after testing operation	I	32-03				EC635, H135, H145, H145M



IT Devices





DESCRIPTION

Maintenance software enabling data loading, collection, analysis...

REFERENCE		FEATURES	O / I LEVEL	ATA	LABEL	WEIGHT	SIZE	A/C TYPE APPLICABILITY
D467P75S0301 HFDM Database for PGS 3D Full Step3		PGS 3D Full Database	I	46-00				H145, H145M
D467P75S0201 HFDM Database for PGS 3D Full Step2		PGS 3D Full Database	I	46-00				H145, H145M
X467P70S0103 HFDM Converter V1.3		HFDM Converter V1.3 - H145(M) Step2 - H145(M) Step3 - H135H Step2+ - H135H Step3+	I	46-00				H135, H145, H145M
X467P48S0101 Raster Tool V 1.0		SW tool allowing to convert Raster maps to Helionix format Provided on CDROM	I	46-00				H135, H145, H145M
SW-11072-1 LAVCS (Light Absorbing Vibration Compensation System) User Interface Tool		SW tool to read-out the Vibration Data for the maintenance of the LAVCS Provided on CDROM	I	18-00				H145, H145M
X467P41S0500 Airbus Helicopters Data Loader V5		Consists of a CD with the software AH Data Loader V3 2 versions exists: basic version (ADS loading of HTAWS, SVS, DMAP etc., Flight Data downloading from H/C) and full version (AMC, MFD, Configuration files)	I	46-01		0,1 (kg)	0,1 x 0,1 x 0,01 (m)	H135H, H145, H145M
CSW6100-EC145 Intercom Configuration Kit		Consists of a software configuration kit for remote electronic units	I	23-01				EC145, H145, H145M
X135P50S0100 Data Collection Module V1.0		Device for H/C Data Collection and transfer with AH	I	13-01				EC135, EC145, EC635, H135, H135H, H145, H145M
D135P63S0105 H145 MGS V1.5 Configuration Files Package (HMS, UMS, FM & RTB) - Step 2 DMAU V3.2		H145 MGS V1.5 Configuration Files Package (HMS, UMS, FM & RTB) - Step 2 DMAU V3.2	I	13-01				H145, H145M



Software <

REFERENCE		FEATURES	O / I LEVEL	ATA	LABEL	WEIGHT	SIZE	TYPE APPLICABILITY
D467P74S0301 HFD M Database for PGS 3D Basic Step3		PGS 3D Basic DB, delivered by default with PGS 3D SW module	I	46-00				H145, H145M
X135P11S0105 Maintenance Ground Station V1.5		Maintenance Ground Station V1.5	I	13-01				H135H, H145, H145M
D468P81S0100 UMS Configuration file for MGS V1.3		Usage Monitoring System (UMS) Configuration file for MGS V1.3	I	13-01				H145, H145M
D467P71S0301 HFD M Converter Database Step3		HFD M Converter Database Step3	I	46-00				H145, H145M
B135P61S0105 EC145 MGS V1.5 Configuration Files Package (UMS & FM) MARMS 1.2		EC145 MGS V1.5 Configuration Files Package (UMS & FM) MARMS 1.2	I	13-01				EC145
D467P73S0201 HFD M Database for PGS Analysis Step2		Database includes "Events" and it is used with PGS Analysis to perform HFD M analysis.	I	46-00				H145, H145M
D467P73S0301 HFD M Database for PGS Analysis Step3		Database includes "Events" and it is used with PGS Analysis to perform HFD M analysis.	I	46-00				H145, H145M
D467P72S0201 HFD M Database for PGS Visio Step2		Database to configure PGS Vision to visualize HFD M data.	I	46-00				H145, H145M
D467P41S0500 H145 H/C Package for AHDL V5.0		H145 H/C Package for AHDL V5.0- H145(M) Step 2- H145(M) Step 3	I	46-01		0,1 (kg)	0,1 x 0,1 x 0,01 (m)	H145, H145M



Software <

REFERENCE		FEATURES	O / I LEVEL	ATA	LABEL	WEIGHT	SIZE	TYPE APPLICABILITY
D135P62S0104 H145 MGS V1.4 Configuration Files Package (HMS, UMS, FM & RTB) - Step 3		H145 MGS V1.4 Configuration Files Package (HMS, UMS, FM & RTB) - Step 3	I	13-01				H145, H145M
D467P71S0201 HFDM Converter Database Step2		HFDM Converter Database Step2	I	46-00				H145, H145M
B135P61S0104 EC145 MGS V1.4 Configuration Files Package (UMS & FM) MARMS 1.2		EC145 MGS V1.4 Configuration Files Package (UMS & FM) MARMS 1.2	I	13-01				EC145
B135P62S0104 EC145 MGS V1.4 Configuration Files Package (UMS & FM) MARMS 1.3		EC145 MGS V1.4 Configuration Files Package (UMS & FM) MARMS 1.3	I	13-01				EC145
D467P74S0201 HFDM Database for PGS 3D Basic Step2		PGS 3D Basic DB, delivered by default with PGS 3D SW module	I	46-00				H145, H145M
D467P31S0100 FM Configuration file for MGS V1.3		Failure Management (FM) Configuration file for MGS V1.3	I	13-01				H145, H145M
D467P41S0400 H145 H/C Package for AHDL V4.0		H145 H/C Package for AHDL V4.0 - H145(M) Step 2 - H145(M) Step 3	I	46-01		0,1 (kg)	0,1 x 0,1 x 0,01 (m)	H145, H145M
D313P42S0100 RTB Configuration file for MGS V1.3		Rotor Track & Balance (RTB) Configuration file for MGS V1.3	I	13-01				H145, H145M
D313P20S3002 PGS Database for FDRS		PGS Database for Flight Data Recording System (FDRS)	I	31-02				H145, H145M




Software <

REFERENCE		FEATURES	O / I LEVEL	ATA	LABEL	WEIGHT	SIZE	TYPE APPLICABILITY
X467P45S0124 Electronic Flight Bag Mission Ground Station		SW tool to edit EFB data (FLM, charts, pilot check lists, etc.) and convert to Helionix format Provided on CDROM	O/I	46-00				H135, H145, H145M
D135P61S0104 H145 MGS V1.4 Configuration Files Package (HMS, UMS, FM & RTB) - Step 2		H145 MGS V1.4 Configuration Files Package (HMS, UMS, FM & RTB) - Step 2	I	13-01				H145, H145M
D135P61S0105 H145 MGS V1.5 Configuration Files Package (HMS, UMS, FM & RTB) - Step 2 DMAU V2.1		H145 MGS V1.5 Configuration Files Package (HMS, UMS, FM & RTB) - Step 2 DMAU V2.1	I	13-01				H145, H145M
D135P64S0105 H145 MGS V1.5 Configuration Files Package (HMS, UMS, FM & RTB) - Step 3 DMAU V3.2		H145 MGS V1.5 Configuration Files Package (HMS, UMS, FM & RTB) - Step 3 DMAU V3.2	I	13-01				H145, H145M
B135P62S0105 EC145 MGS V1.5 Configuration Files Package (UMS & FM) MARMS 1.3		EC145 MGS V1.5 Configuration Files Package (UMS & FM) MARMS 1.3	I	13-01				EC145
X135P01S0543 PGS SW Vision		PGS SW Vision - H145(M) Step 2 - H145(M) Step 3 - H135H Step 2+ - H135H Step 3+	I	31-02				H135, H145, H145M
X135P02S0543 PGS SW Analysis		PGS SW Analysis - H145(M) Step 2 - H145(M) Step 3 - H135H Step 2+ - H135H Step 3+	I	31-02				H135, H145, H145M
X135P03S0543 PGS SW 3D		PGS SW 3D - H145(M) Step 2 - H145(M) Step 3 - H135H Step 2+ - H135H Step 3+	I	31-02				H135, H145, H145M
D467P72S0301 HFDM Database for PGS Visio Step3		Database to configure PGS Vision to visualize HFDM data.	I	46-00				H145, H145M



Software <

REFERENCE		FEATURES	O / I LEVEL	ATA	LABEL	WEIGHT	SIZE	TYPE APPLICABILITY
D313P41S0103 HMS Configuration file for MGS V1.3		Health Monitoring System (HMS) Configuration file for MGS V1.3	I	13-01				H145, H145M



Fleet Management System (Soft & Hard) <

DESCRIPTION

IT tools enabling to manage helicopter data.


REFERENCE	FEATURES	O / I LEVEL	ATA	LABEL	WEIGHT	SIZE	A/C TYPE APPLICABILITY
D313P2023051 Cockpit Voice & Flight Data Recorder Test Equipment w/o PGS Software	Consists of Cockpit Voice & Flight Data Recorder Test Equipment w/o PGS Software	I	31-02		1,5 (kg)	0,23 x 0,18 x 0,12 (m)	EC135, EC145, EC635, H135, H145, H145M
B313P2001051 Aircraft Test Equipment Present Connector	Consists of a connector kit for Cockpit Voice & Flight Data Recorder	I	31-02				EC135, EC145, EC635, H135, H145, H145M
D313P2022051 Cockpit Voice & Flight Data Recorder Test Equipment (L3com)	Consists of an updated software version 5.2 valid for Cockpit Voice & Flight Data Recorder from L3Com Including: USB HW Interface MDU379, software, network cable (5m) and cable FDAU monitoring	I	31-02		1,5 (kg)	0,23 x 0,18 x 0,12 (m)	EC145, H145, H145M



Mission preparation stations <

DESCRIPTION

IT tools (Hardware & Software) such as cartography, flight plan, etc, enabling to conduct mission preparation.

REFERENCE		FEATURES	O / I LEVEL	ATA	LABEL	WEIGHT	SIZE	A/C TYPE APPLICABILITY
On Request SIRINA Mission Preparation Station		SIRINA is a Mission Planning and Debriefing System dedicated to pilots for their flights preparation and feasibility, for all type of mission environment (including military tactical missions), and for mission debrief. Before flight pilots plan navigatio	O/I	34-00	CE	2 to 9 (kg) Depending if it is laptop or desktop		AS350, AS355, AS365, AS365C, AS366, AS550, AS555, AS565, EC130, EC135, EC145, EC155, EC635, GAZELLE, H135, H145, H145M, SA360

Miscellaneous









Mechanical toolbox or kits <

DESCRIPTION

Package of standard mechanical tools enabling to accomplish mechanical maintenance tasks.



REFERENCE		FEATURES	O / I LEVEL	ATA	LABEL	WEIGHT	SIZE	A/C TYPE APPLICABILITY
WDR9006 Field Maintenance Kit		Consists of tools set trolley for line/field maintenance (Detailed list of tools can be submitted on request)	I	99-01				EC635, H135, H145, H145M
SNAP-ON BASIC MECHANIC 1 Standard Mechanic Tools Kit		Including all tools necessary for mechanical operations (Detailed list of tools can be submitted on request)	I	99-01				EC635, H135, H145, H145M
SNAP-ON EXTENDED MECHANIC NEW Extented Mechanic Tools Kit		Including additional tools necessary for mechanical operations (Detailed list of tools can be submitted on request)	I	99-01				EC635, H135, H145, H145M
WDR9015 Engine Mechanic Tool Set extented	 <small>EXTENDED MECHANIC ENGINE KIT EXTENDED 1 - 4000-100-0000 STORAGE DRAWER BLUE</small>	Engine Mechanic Tool set extented and boroscopic device to inspect the Engines (Detailed list of tools can be submitted on request)	I	71-01				EC135, EC145, EC635, H135, H135H, H145, H145M



Electrical toolbox or kits <

DESCRIPTION

Package of standard electrical tools enabling to accomplish electrical maintenance tasks.



REFERENCE		FEATURES	O / I LEVEL	ATA	LABEL	WEIGHT	SIZE	A/C TYPE APPLICABILITY
SNAP-ON BASIC AVIONIC 1 Standard Avionic & Electric Tools Kit		Including all tools necessary for avionic and electrical operations (Detailed list of tools can be submitted on request)	I	99-01				EC135, EC145, EC635, H135, H145, H145M
SNAP-ON EXTENDED AVIONIC BOX T2 Extended Avionic and Electric Tools Kit		Including additional tools necessary for avionic operations (Detailed list of tools can be submitted on request)	I	99-01				EC135, EC145, EC635, H135, H145, H145M



Standard handtools or miscellaneous <

DESCRIPTION

Standard tools required for repairing.




REFERENCE		FEATURES	O / I LEVEL	ATA	LABEL	WEIGHT	SIZE	A/C TYPE APPLICABILITY
117-68021W1 Oil System Socket Wrench		Device to remove and install the sealing ring for the oil cooler ventilation	I	79-01		0,11 (kg)	0,05 x 0,02 x 0,02 (m)	H145, H145M
SNAP-ON GOODRICH HOIST GOODRICH Hoist Tools Set		Consists of a basic kit to maintain the hoist	O/I	85-01				EC635, H135, H145, H145M



Specific handtools or miscellaneous <

DESCRIPTION

Elaborated tools required for repairing.



REFERENCE		FEATURES	O / I LEVEL	ATA	LABEL	WEIGHT	SIZE	A/C TYPE APPLICABILITY
L134M2802101 Fuel Tank Montage Kit		Device to install the fuel tank bleeding tubes on the helicopter floor	I	28-01		0,56 (kg)	0,31 x 0,12 x 0,05 (m)	EC635, H135, H145, H145M
105-31702W24 Tail Rotor Fork Shaft Check Device		Device used as a measuring/ checking tool for true running	I	65-01		0,52 (kg)	0,28 x 0,09 x 0,08 (m)	H145
105-15170W26.01 Grinding Tool		Device for grinding attachment for DU washer bonding	I	62-01				H145, H145M



Other miscellaneous <

DESCRIPTION

Other kind of tools and ground support equipment required for maintenance activities.

REFERENCE		FEATURES	O / I LEVEL	ATA	LABEL	WEIGHT	SIZE	A/C TYPE APPLICABILITY
4639210011 Oil Drain Hose		Device used for the Intermediate Gear Box	I	65-02		0,06 (kg)	0,12 x 0,12 x 0,02 (m)	H145
H301-118 Oil Drain Hose		Device for Oil change on MGB	I	63-21				EC145, H145, H145M
212-014-01 Cargo Hook Slave Cylinder Bleed Kit		Device for bleeding of cargo hook slave cylinder	I	85-11				EC635, H135, H145, H145M
212-034-00 Cargo Hook Dry Break Coupler Bleed Kit		Device used for bleeding of cargo hook dry break coupler	I	85-11				EC635, H135, H145, H145M
01061 Wescam EOS - Storage Case Handcontroller		Wescam EOS - Storage Case Handcontroller	O/I	33-04				EC145, H145, H145M



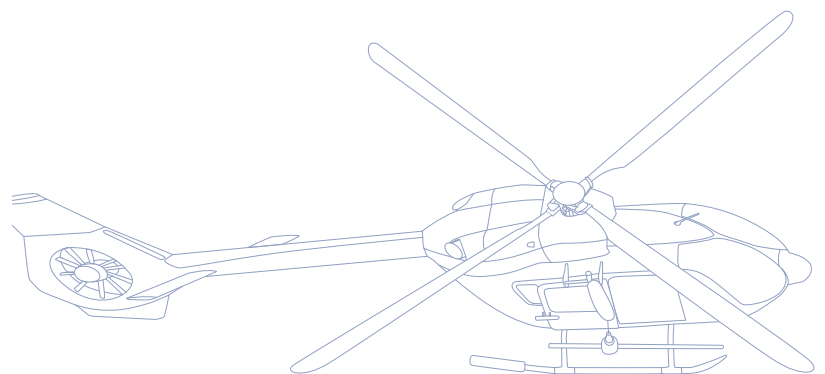
Qualified consumables

<

DESCRIPTION

Qualified consumables required for maintenance tasks.

REFERENCE	FEATURES	O / I LEVEL	ATA	LABEL	WEIGHT	SIZE	A/C TYPE APPLICABILITY
217327-0 Emergency Floatation System Maintenance Kit	Consists of a set of consumables for repairs of floats	I	32-03				H145, H145M



Tools & GSE **Services**



Easy Spare Parts

Sales & Distribution

Supply any procurable new and used parts including tools & Ground Support Equipment, for the whole Airbus Helicopters range.

Easy Spare Parts service has been tailored to match customers expectations in terms of reactivity and delivery lead times.

100% commitments on parts delivered on time for planned orders⁽¹⁾, Airbus Helicopters offers a compensation for possible late deliveries in accordance with Standard Conditions of Sale.

⁽¹⁾ Planned orders : requested delivery date above 15 days from the order date

As a digital solution, this Pay-By-Event service is available through the eOrdering service on our AirbusWorld collaborative platform. It allows customers to easily find parts they need while providing all order tracking information.

Airbus Helicopters customers may now benefit from our new Marketplace accessible through the eOrdering service on our AirbusWorld collaborative platform. They will find extended parts catalogues from specialized Vendors, including tools & Ground Support Equipment.



Technical Support

Service scope

For any technical question related to Tools & GSE, get in direct contact with our worldwide technical network of tech-reps & customer centers positioned close to your operations.

For any AOG needs, a responsive 24/7 service around the clock taking care of you anytime, anywhere and is also accessible through a unique contact or through the Technical Request service on our AirbusWorld collaborative platform.

AIRBUS

HELICOPTERS

HCare**24/7 Worldwide Customer Support**

customersupport.helicopters@airbus.com

Phone: + 33 4 42 85 97 97

Fax: + 33 4 42 85 99 96

AirbusWorld customer portal<https://keycopter.airbus.com>

Commercial Off The Shelf Tools & Ground Support Equipment (COTS)

For the supply of COTS tools and ground support equipment, comprising standard equipment that is generally available on the market such as power supply benches, pressure generators, multimeters etc, Airbus has signed a cooperation agreement with the company Kit-Aero.

Under this agreement, Kit-Aero will now handle the promotion, sales and after-sales support of COTS tools and ground equipment towards Airbus helicopters' Customers.

The objective of this set-up is to improve customer satisfaction by providing a single focal point for sales and support on COTS segment, attractive prices and technical expertise and products benchmark.

For requests related to COTS tools and ground support equipment, Airbus Helicopters Customers are invited to visit Kit-Aero's website (www.kit-aero.com) or contact them directly at info@kit-aero.com.



Because we care about customers' satisfaction, we work to always offer you more services. We are pleased to inform you that our eOrdering platform is evolving to become the reference Marketplace for all your spare parts.

Airbus Helicopters is now proposing his own marketplace with a selection of products from several external vendors.

These new products ranges are available within the two new categories: tools and ground support equipment, chemicals and consumable materials, providing you the opportunity to purchase a wider range of products sold by specialists.

If you have any question or issue when interfacing with external vendors on a specific order, please contact support.marketplace.ah@airbus.com. A dedicated team will support you.

Your usual Customer Logistic Manager (CLM) remains at your disposal to respond to any generic questions or claims you may have on this new offer.

e.ordering

Standard Conditions of **Sale**

1 - DEFINITIONS

- AOG (Aircraft On Ground) means a situation in which the Helicopter is unable to fly or is ineligible to return to service because of an unscheduled need for replacement or major repair of components, that is not related to scheduled maintenance tasks.

- BFE/CFE means Buyer Furnished Equipment / Customer Furnished Equipment.

- Certificate of Conformity (or Statement of Conformity) means the document issued by the Seller's quality assurance organization after completion of procedures approved by the respective authorized national agency certifying the Product's conformity with the Seller's applicable specifications.

- CAMO means Continuing Airworthiness Management Organization.

- Contract means the agreement between the Seller and the Customer of which these Standard Conditions of Sale form part, comprising the applicable Specific Annex(es) and the Purchase Order or Order Confirmation.

- Core Unit means the used Part sent by the Customer to the Seller in case of exchange for an overhauled or repaired Part under the standard exchange service.

- Customer means the person, entity, or company to whom the Seller sells any Products and/or Services under the Contract.

- Customer Center means a subsidiary or an affiliated company of the Seller.

- Documentary Credit means an irrevocable, confirmed and nontransferable documentary credit.

- EASA means European Aviation Safety Agency.

- Helicopter means helicopter manufactured by the Seller.

- Item means transmission components, blades and/or equipment.

- OTL, SLL mean respectively Operating Time Limit and Service Life Limit.

- Part means a piece of an Item or a Product.

- Party/Parties mean either separately or collectively the Customer and/or the Seller.

- Product(s) means the goods to be provided by the Seller under the Contract in compliance with the applicable specification and/or definition, including all types of Helicopters, optional equipment, Spare Parts, tools, other equipment, documentation, technology, data, software on a Product (and any other goods mentioned in the Specific Annex(es), when applicable).

- Production Organization Approval (POA) means approvals issued by the respective competent authority to the Seller in compliance with EASA part 21/G regulation.

- Order Confirmation means the acknowledgement of receipt of the Customer's order by the Seller, i.e. either the confirmation sent by the Seller to the Customer to take into account the Customer's order or the approval sent by the Customer to the Seller on the Quotation.

- Purchase Order (or Order) means the order covering the acquisition of Products and/or Services.

- Quotation means the priced offer and associated conditions, sent to the Customer by the Seller.

- RMA means Return Material Authorization format provided by the Seller for the purposes of the warranty article and/or R&O Service.

- R&O means the following activities: repair, overhaul, standard exchange, inspection and modification of an Item.

- Seller means Airbus Helicopters (SAS) located in Marignane, France and/or Airbus Helicopters Deutschland GmbH, located in Donauwörth, Germany.

- Service(s) means the services which may be performed under the Contract consisting of:

- performance of R&O
- Technical Data, technical assistance, technical expert
- services, and/or tool rental
- performance of Training,
- SaaS,

- and any other services mentioned under the Specific Annex(es), when applicable.

- SaaS (Software As A Service) means a software application available online on an internet website and/or a software application available on defined mobile operating system(s).

- Specific Annex (or Annex) means the annex of the SCS outlining specific conditions.

- Spare Parts means new parts to be provided by the Seller.

- SCS means general Standard Conditions of Sale for Products and Services.

- SB means Service Bulletin.

- STC means Supplemental Type Certificate and also refers to an equipment which has a STC.

- TAT means Turn Around Time, from the time the Seller receives the Customer's Item and its related and valid documents in its facility up to the time the Item is at the Customer's disposal Free Carrier (FCA) Incoterms® 2010 at Seller's facility, less the Customer's approval lead time and/or less lead time due to Customer's responsibility discrepancies.

- Training Items means training software, training documentation and courseware.

- Training means training need analysis, training courses, simulator sessions and on-the-job training.

- TSN, TSO, TSR, TBO mean respectively Time Since New, Time Since Overhaul, Time Since Repair and Time Between Overhaul.

- VAT means Value Added Tax.

2 - SUBJECT AND SCOPE

These general Standard Conditions of Sale apply to any sale of Products and/or Services sold by the Seller to its Customer(s), excluding brokerage or other distributor activities. The purchase of the Products and/or Services by a Customer is considered to be performed within the framework of its professional activities.

These general Standard Conditions of Sale are supplemented by the relevant Specific Annex(es) as quoted hereinafter, when applicable:

- for Helicopter sales:

- Sale of new Helicopters and associated services
- Sale of pre-owned Helicopters and associated services

- and for Products (other than Helicopters) and Services:

- Sale of Spare Parts
- R&O Services
- Technical Data, technical assistance, technical expert services, tool rental
- Training Services and Training Items
- Helicopter maintenance, repair, overhaul, inspection, upgrade and retrofit
- SaaS

3 - PURCHASE ORDER / QUOTATION

3.1 Sale of Helicopters and associated Services – Purchase Order

The Helicopter Contract shall be binding when signed by both the Seller and the Customer and shall come into force upon receipt by the Seller of the initial down-payment and subject to compliance to article 4.1.

3.2 Products and Services sold independently of a Helicopter sale – Order issuance, acceptance

Customer's Orders shall be confirmed by the Seller in writing. The Contract shall become binding upon receipt by the Customer of the Seller's Order Confirmation and shall come into force upon receipt by the Seller of the down payment when relevant (as mentioned under article 6.2) and subject to compliance to article 4.1. The delivery schedule shall become effective upon receipt of the down payment.

In case the Customer requires a Quotation from the Seller, the Contract shall become binding when the Seller receives the Customer's written approval of such Quotation issued without changes. Said Quotation duly signed by the Customer shall constitute the Order Confirmation when received by the Seller.

3.3 Purchase Order modifications

3.3.1 Modifications to Purchase Order by the Seller

Pursuant to new manufacturing or engineering requirements, obsolescence or new regulations, the Seller shall be entitled to carry out modifications without the consent of the Customer, as long as these modifications do not affect the specification and/or performance of the Product and/or Services, and/or delivery time. Should the requirements affect specification and/or performance of the Product and/or Services, related costs and/or delivery time, the Seller and the Customer shall agree on the contractual consequences. If the Parties fail to reach an agreement within one (1) month, the Seller shall be entitled to terminate the Contract under the conditions stated in article 14.2.

3.3.2 Modifications to Purchase Order modifications by the Customer

Any changes or configuration changes requested by the Customer require prior mutual written agreement of the Parties and may lead to an adjustment of the price and/or delivery time.

4 - EXPORT AND IMPORT LICENCES – AUTHORIZATIONS, CUSTOMS

The Customer hereby undertakes to comply at all times with all applicable laws and regulations in particular and not limited to national and international anti-corruption, anti-money laundering and export control laws and regulations (together "Regulatory Rules").

4.1 Representation from the Customer and Know your Customer policy

The Customer undertakes to provide truthful, accurate and complete information to the Seller such as may be required by the Seller from time to time to comply with its obligations pursuant to the Regulatory Rules, including but not limited to information on the Customer's corporate structure and shareholding, or source of financing of the Contract. The Contract will only come into force once the Seller has received from the Customer all required information and performed all necessary verifications pursuant to the Regulatory Rules and to the "Know your Customer" policy of the Seller.

During Contract execution, failure by the Customer to comply with the Regulatory Rules and /or failure to timely provide all necessary information and/or cooperate with the Seller shall entitle the Seller to terminate the Contract forthwith without any prior notice and liability whatsoever.

4.2 Export and Import licences - authorizations

All Products, including but not limited to item(s)/commodity(ies) (goods/hardware, software and technology(ies)) and/or Services may be subject to export laws and regulations as well as national, foreign and international regulations, and the Parties acknowledge that violations to such laws and regulations are prohibited.

The Seller will perform all necessary and appropriate procedures for requesting any official authorizations (such as export licences) needed for the performance of the

Contract. The Customer agrees to provide reasonable assistance or any documentation or certificate requested by the Seller to obtain the necessary authorizations and/or to ensure compliance with the applicable laws and regulations. The Seller shall not be held liable if the authorizations are not granted or are granted with delay or if an authorization that has been granted is revoked or not renewed. Such event shall be considered as a force majeure event as defined in article 13.1.

The Customer shall obtain in due time any import licence/authorization required in its country for the Products and/or Services covered in the Contract and shall provide in due time the Seller upon its request with an end-user certificate duly signed by an empowered representative or, when necessary, its national authorities. The Seller agrees to provide, upon Customer's written request, reasonable assistance and any documentation for obtaining the import licences and/or to ensure compliance with the applicable laws and regulations.

Export licences/authorizations are provided for a specific end-use/enduser and/or with specific provisions and/or conditions. The Customer undertakes to abide by the content of governmental licences/authorizations and to warrant and represent certificates signed in the context of application procedures. Any change in the end-use/ end-user of the corresponding Products and/or Services requires the prior authorization of the government that has issued the said export licences/authorizations. Therefore, prior to any transfer of control, possession, registration, title, ownership, etc. of Products and/or Services to any third party, the Customer shall notify the Seller thereof in order to allow the Seller to assess the necessary actions to be taken and the procedures to be applied. The Customer shall then follow the instructions given by the Seller.

The Parties also agree not to re-export any technical information or technology that may be exported under the Contract without first obtaining the other Party's approval and, when necessary, approval from the relevant Governmental authorities.

4.3 Customs

Irrespective of the applicable Incoterm, if Products are exported directly to a country outside the European Union, the Seller will provide appropriate export customs documentation to the Customer or its designated freight forwarder. The Customer guarantees correct closure of the related customs procedure in due time on leaving the European Union or the country of dispatch. In case of non-compliance, the Customer shall be liable for any additional costs and charges imposed on the Seller by the national tax administration.

If the Seller transports the Products by ferry-flight, the Customer will have to provide additional documentation to the Seller to prove exportation for VAT purposes. The Seller will inform the Customer of the required documentation in due time before the delivery date.

5 - PRICES

5.1 General

Prices are stated and payable in Euros.

Helicopter prices and the prices of other Products and Services sold together with Helicopters are according to the baseline Helicopter definition in force at the date of signature of the Contract and to the specific configuration and scope detailed in the Contract.

For Products and Services sold independently of Helicopters, all invoices for Products and Services will be at the prices stated in the relevant Seller's price list in force, or in the relevant Quotation. The Seller's price lists are subject to regular updates.

Prices relate to Products and Services delivered in accordance with the Incoterms mentioned in each Specific Annex of these SCS.

5.2 Duties and taxes, VAT

Prices are exclusive of taxes, duties and/or charges resulting from administrative and legislative regulations in force in any country other than the Seller's country and of any customs and duty charges, which shall be borne by the Customer.

Prices are exclusive of VAT or sale taxes or turnover taxes or other similar taxes. If applicable, such taxes will be charged in addition.

5.3 Additional costs/ Chargeable amounts

Prices, unless otherwise stipulated in the Contract, do not include any preparation,

packing and crating charges nor any modifications carried out at Customer's request before and after delivery, expenses incurred for the inspection of Products by third parties, expenses relating to freight forwarding, carriage by sea, air or land, ferry-flight, storage and insurance costs incurred after Customer's acceptance.

For all Orders below a minimum amount of two hundred (200) Euros, the Seller reserves the right to invoice a minimum amount of two hundred (200) Euros.

6 - PAYMENTS

6.1 General

The payment obligation will be considered fulfilled at the time the due amount is irrevocably credited in full to the Seller's bank account. The Customer shall make the payment by bank transfer (swift), which, on the Seller's request, may be secured by a stand-by letter of credit or a Documentary Credit.

Any down payments are non-refundable, as they are necessary to partially cover the production, procurement, financial, administrative and other costs. In the event of payment by Documentary Credit, the Customer shall at the time of the initial down payment and/or Purchase Order, open at its own expense, a Documentary Credit in favour of the Seller for the Contract price, reduced by the initial down-payment, if any. The Documentary Credit shall permit partial deliveries and shall be valid for the total specified period of delivery or performance plus three (3) months covering the time required for preparing the necessary documents and for performing the payment. Should the Documentary Credit expire before full delivery is completed, the Customer shall in due time extend, at its expense, the Documentary Credit without any need for action in this respect on the part of the Seller. The Documentary Credit shall be payable at sight in favour of the Seller as deliveries are made upon presentation of the following documents by the Seller to the bank:

- In case of Helicopter sale :

- Commercial invoice in triplicate,
- Statement of conformity or Certificate of Conformity for Helicopters and optional equipment installed therein,
- Authorized release certificate (EASA Form 1) for packed optional equipment and Spare Parts and
- Certificate of Conformity for miscellaneous parts and tools which are not subject to installation on Helicopter.

- In case of Products and Services sold independently of a Helicopter sale

- Commercial invoice in duplicate, and
- Any document specified by the Seller and mentioned under the Contract.

As well, the stand-by letter of credit shall be opened at Customer's expense and payable upon presentation by the Seller on first demand to the bank of the here-above described documents.

6.2 Payment terms

6.2.1 Sale of Helicopters and associated Services

The Customer shall make the following payments:

- An initial down payment of thirty (30) per cent of the contractual amount no later than fifteen (15) calendar days after the signature of the Contract,

- An intermediate down payment of

- Twenty (20) per cent of the contractual amount, six (6) months prior to delivery for H125, H130, H135 and H145 Helicopters, or
- Thirty (30) per cent of the contractual amount, nine (9) months prior to delivery for AS365, H155, H175 and H225 Helicopters,

- The balance of the total contractual amount at the time of the acceptance of the Products and Services and prior to delivery.

In case of sale of pre-owned helicopter(s), the Customer shall make the following payments:

- An initial down payment of thirty (30) per cent of the contractual amount no later than fifteen (15) calendar days after the signature of the Contract,

- The balance of the total contractual amount at the time of the acceptance of the

Products and prior to delivery.

6.2.2 Products and Services sold independently of a Helicopter sale

For any Order, the Customer shall make the following payments:

- Upon Contract signature, a thirty (30) per cent down payment of the total amount of the Contract shall be paid by the Customer no later than fifteen (15) calendar days following the date of invoice;

- Upon delivery of the Products / performance of the Services, the balance of the invoiced amount of the delivered Products or Items / performed Services shall be paid by the Customer no later than thirty (30) calendar days following the date of invoice.

Nevertheless, for Spare Part Orders not exceeding two hundred thousand (200,000) Euros and for R&O Service Orders not exceeding fifty thousand (50,000) Euros, full payment shall be made upon delivery no later than thirty (30) calendar days following the date of invoice.

Payment terms for Services such as, but not limited to, SaaS or Helicopter maintenance, repair, overhaul, upgrade, retrofit or inspection, are specific and defined in the relevant Specific Annex.

Without prejudice to article 6.3, should the Customer be in a situation of past due balance exceedance towards the Seller, the Seller is entitled, without prior notice, to

- alter the terms of payment and request cash in advance payment for any Order and/or

- postpone any Product delivery or Service performance ordered by the Customer to the Seller in any agreement without any liability whatsoever to the Seller; the Seller may charge the Customer for any additional costs and/or expenses incurred as a result of such postponement, such as but not limited to storage, maintenance, loss of training slot.

Unless otherwise agreed, no discount shall be granted by the Seller to the Customer in case of early payment.

6.3 Penalties for late payment

Payment shall under no circumstances be postponed or apportioned for any reason whatsoever. Consequently, in case of late payment, the Customer shall pay to the Seller interest on the unpaid amount at the rate calculated on the basis of ten (10) percentage points per annum computed on the basis of 365 days/year and the actual number of days elapsed since the due date until the actual date of payment without any need for a formal demand or any prior notice.

Without prejudice to the above, should the Customer fail to pay or in the event of a delay in payment, the Seller will be entitled to extend the schedule for an equivalent time period and/or suspend performance of the Contract and/or in all cases, definitively retain the amount of any payments already made by the Customer. The retention of any such payment shall not preclude the Seller from seeking compensation from the Customer for further damages and/or costs. In the event of a delay or failure by the Customer to pay for more than two (2) months, the Seller shall be entitled to terminate the Contract for default of the Customer under the conditions defined in article 14.2.

In addition, when French law is applicable as per article 15, the Customer shall also be liable to the Seller for a fixed amount of forty (40) Euros for cost recovery fees pursuant to French code of commerce article L. 441-6. If the actual costs incurred by the Seller in recovering unpaid sums exceed forty (40) Euros, the Seller shall be entitled to ask for additional compensation upon producing evidence of such actual costs.

7 - QUALITY ASSURANCE AND AIRWORTHINESS

7.1 General

Airbus Helicopters and Airbus Helicopters Deutschland GmbH hold

- a POA issued by EASA according to Part 21/G regulation,

- a maintenance organisation approval in compliance with the EASA Part 145 regulation, as issued by its respective national civil aviation authorities, and

- a training organisation approval in compliance with the EASA Part 147 for maintenance staff and helicopter Part FCL (Flight Crew Licensing) for aircrews as issued by its respective national civil aviation authorities.

The privileges of an approved production organization include the issuance of airworthiness documents.

The Seller holds a CAMO approval certificate issued by its national civil aviation authority in compliance with EASA Part M/ Subpart G.

The official recognition that Products and repaired / overhauled / standard exchange Items have satisfied the quality assurance procedures is certified by the issuance of the following documents:

For Helicopter(s) in baseline definition and installed optional equipment:

- A Statement of Conformity or Certificate of Conformity issued by the Seller's quality organization to certify compliance with the contractual specification,
- An Aircraft Statement of Conformity (EASA Form 52) for Helicopters sold to customers of EASA member states signed by the Seller's authorized certifying staff within the above mentioned POA. The EASA Form 52 allows the issuance by the national civil aviation authority of the certificate of airworthiness for the European countries members of EASA, or
- A certificate of airworthiness for export, for Helicopters sold outside the European Union, issued by EASA upon submission by the Seller of the above mentioned original Helicopter Statement of Conformity (EASA Form 52),
- For the concerned components/equipment, a hard copy of the logcard or a digital one at the Customer's choice,
- Upon request, a certificate of non-registration issued by the national civil aviation authority.

For optional equipment delivered packed, Spare Parts and repaired / overhauled / standard exchange Items:

- Upon request, a Certificate of Conformity or other equivalent document issued by the Seller's authorized certifying staff, for standard components,
- An authorized release certificate (EASA Form 1) for other certified components or non-standard Spare Parts issued on behalf of the national civil aviation authority by the Seller or the Seller's selected workshop,
- A logcard if applicable For new parts/items: a hard copy or a digital one at the Customer's choice,

For other parts/items: if the Customer is using the paper format, in the same format as provided by the Customer, the previous customer or previous user as applicable; if the Customer is using the digital format, a digital one,

- A dual or tri release if required through a bi/tri lateral agreement between authorities (e.g. Federal Aviation Regulation (FAR) 145 / Transport Canada Civil Aviation (TCCA) 145).

For miscellaneous parts and tools which are not subject to installation on the Helicopter (if applicable):

- A Certificate of Conformity issued by the Seller.

The Customer that has its civil helicopter registered in a country under EASA regulation is responsible of any task related to the management of the continuing airworthiness of the helicopter or shall transfer this obligation by signing a contract with a CAMO in order to ensure the proper accomplishment of the airworthiness management activities in accordance with the regulations in force (Part M/ Subpart G). Upon signature of the Contract with the Seller, the Customer shall indicate who will assume the responsibility of the CAMO.

7.2 Modifications after delivery

The Seller will notify the Customer of any modifications that the competent national airworthiness agency has decided to impose on Helicopters or Spare Parts of the same type. In the event of such modifications, the Seller shall make available to the Customer, within a reasonable time, at the latter's request and expense, the equipment kits required to incorporate such modifications to the Helicopter and Spare Parts previously delivered. For this purpose, the Customer shall receive at no additional cost the technical information bulletins relating to the type of Helicopter mentioned in the Contract for as long as at least one (1) Helicopter of the type remains in service with the Customer.

8 - ACCEPTANCE AND TRANSFER OF OWNERSHIP AND RISK

8.1 Helicopter acceptance activities

8.1.1 Helicopter acceptance activities by the Seller

Prior to Customer's acceptance activities for new Helicopters, the Seller shall perform production ground and flight tests on Helicopters. Flight tests will not exceed per Helicopter:

- Twenty (20) flight hours for H125, H130, H135 and H145 or,
- Thirty (30) flight hours for AS365, H155 and H175 or,
- Fifty (50) flight hours for H225.

- Equipment and components may be delivered with up to fifty (50) hours and/or the remaining time of equipment and components may be reasonably affected by the industrial cycle. Additional hours may be flown in the event that development and installation of specific equipment is requested by the Customer. The cost of such additional hours shall be borne by the Customer. Helicopter non conformities with certified definition, which have an impact on Helicopter operation and maintenance by the Customer, shall be submitted to the Customer for approval.

Upon satisfactory completion of the Seller's acceptance activities, a Certificate of Conformity will be issued by the Seller. As from the date of issuance of this document, the Helicopters shall be deemed ready for Customer's acceptance, referred to as the "Ready for Acceptance" date.

8.1.2 Helicopter acceptance activities by the Customer

Not later than (1) month prior to the date on which a Helicopter is to be Ready for Acceptance by the Customer, the Seller will provide the Customer with a procedure describing the acceptance process (organization, schedule, documents, etc) and document(s) defining the flight tests that could be performed by the Customer (hereinafter referred to as "Acceptance Test Document(s)"). The purpose of these tests is not to re-perform certification tests. These documents shall be valid for all Helicopters of the same type.

Within one (1) week after receipt of the Ready for Acceptance notice, the Customer shall send to the Seller the information required from the Customer's representatives in order to be admitted to the Seller's premises. The Customer's inspection team shall not exceed three (3) persons.

The acceptance activities by the Customer shall not exceed, per Helicopter:

- One (1) day for H125, H130, H135 and H145, or
- Two (2) days for AS365 and H155, or
- Three (3) days for H175 and H225.

The Customer shall bear its own expenses and costs related to the Customer acceptance activities including but not limited to travel and accommodation of its representatives during this process.

During the Customer's acceptance activities, it may perform acceptance flights, the combined time of which shall not exceed per Helicopter one (1) flight hour for H125, H130, H135 and H145 Helicopters and two (2) flight hours for AS365, H155, H175 and H225 Helicopters.

Acceptance flights will follow the format and procedures described in the Acceptance Test Document(s) provided by the Seller and shall be carried out under the responsibility of a Seller's pilot acting as pilot in command.

Unless a major deviation from the specification is found during the Customer's acceptance, the Customer shall accept the Helicopters as being in conformity with the contractual specifications. The acceptance shall be acknowledged by the Customer's signature of an acceptance certificate, designated as "Acceptance Protocol" and/or "Acceptance and Transfer of Ownership Protocol". If the acceptance certificate is not signed within the above acceptance time period, and without such absence of signature being duly justified in writing explaining the precise reason of the rejection and the contractual grounds thereof, or if the Customer does not attend the acceptance procedure, the acceptance shall be deemed to have been granted by the Customer.

8.2 Acceptance of the other Products than the Helicopters and Services

A Certificate of Conformity or equivalent document is issued by the Seller for Products other than the Helicopters. With regards to Products other than Helicopters, the Customer shall check and notify any defect and/or non-conformity with the Order and/or missing associated documentation in a documented registered letter:

- within twenty one (21) calendar days as from the date the Seller has notified that the Product is ready to be collected, or

- in case of Products delivered CIP or DAP, the time frames for acceptance are the following:

- forty eight (48) hours for AOG Orders,
- fifteen (15) calendar days after delivery for Training Items and/or technical publications

and claims against the carrier shall be made within three (3) working days as from the date of receipt of the Product. After expiry of said periods, the Customer's acceptance of the Products shall be deemed given unless the Customer's refusal is duly substantiated in writing and explaining the precise reason of the refusal and the contractual grounds thereof.

For the Services, except SaaS, a certificate of completion of Services or assignment sheet shall be issued once the Service has been performed. The Customer shall sign the form certifying that the Service has been provided in accordance with the Contract. Unless the Customer's refusal is duly substantiated in writing and explains the precise reason of the refusal and the contractual grounds thereof, the Service shall be deemed accepted five (5) working days after issuance of the certificate of completion of the Services or of the assignment sheet. SaaS, including any and all of their supporting elements and content, are provided on an "as is" and "as available" basis.

8.3 Collection of Products

After the transfer of ownership, the Customer shall collect the Helicopter within two (2) weeks in case of ferry flight or within one (1) month if it is to be dismantled or conditioned for sea, air or road transport. If the Customer has requested pilot's training following the acceptance of its Helicopter, said duration shall be extended by the time required to train its pilot(s) on its Helicopter.

The Customer shall collect any optional (i.e. not installed on Helicopter) packed equipment, Spare Parts, R&O Items and/or tools:

- within four (4) weeks for Products sold together with Helicopters
- within fifteen (15) calendar days otherwise following the notification by the Seller to the Customer of its availability.

If the Customer fails to pick up its Products within the above mentioned periods of time:

- The Customer shall reimburse the Seller any expenses incurred by the Seller such as maintenance, storage, insurance, taxes and associated penalties if any, levies, etc. The foregoing does not constitute any obligation for the Seller to maintain, store or insure the Products beyond the date the Products should have been collected.

- The Seller may terminate the Contract as per article 14.2 and shall not be liable for any loss or damages incurred by the Customer as a consequence of such termination.

In the event that the Products are delivered in consigned containers, the Customer shall return said containers at its expense within fifteen (15) calendar days after they are made available to the Customer by the freight forwarder. After the expiry of this period, the Seller shall be entitled to invoice the container at its current price.

8.4 Transfer of ownership and risk

8.4.1 Helicopters

Transfer of ownership of the Product shall be subject to the prior fulfilment by the Customer of its obligations, in particular full payment of the balance of the Contract and interest, if any. Upon signature of the "Acceptance Protocol" or the "Acceptance and Transfer of Ownership Protocol" by the Seller and the Customer and upon full payment of the Contract price, the ownership of the Products is transferred from the Seller to the Customer. The Seller shall also immediately issue the bill of sale.

All risks relating to the loss of or damage to the Products shall pass to the Customer upon transfer of ownership following delivery, as per the Incoterms specified in the Specific Annex applying to the sale of new Helicopters and associated Services.

Until the transfer of risks to the Customer, the Seller shall maintain an insurance coverage whose the scope, the limits of cover and the duration are as wide as what is usually practiced in the aviation industry for the activities to be performed by the Seller.

From the transfer of ownership to the Customer,

- the Customer shall effect and maintain, at its own cost, an appropriate insurance coverage, including but not limited to a hull all risk and hull war risk insurance coverage;
- with respect to the Customer's hull all risk and hull war risk insurance coverage, the Customer shall cause the insurers of the Customer's hull insurance policies to waive all rights of subrogation against the Seller, its assignees and its directors, officers, agents and employees.

From the transfer of risks, the Customer shall bear all risks related to the Helicopter

and waive the right of any recourse of any nature whatsoever against the Seller, its assignees and its directors, officers, agents and employees to this respect.

In case of collection of the Product by the Customer as per article 8.3, the Seller shall remain liable for any damage to the Products due to the Seller's negligence, gross negligence or wilful misconduct until the collection of the Product provided that the collection is made in the timeframe defined in the two first paragraphs of article 8.3.

At Customer's request and costs, and according to the terms of the Contract, the Seller will dismantle and package the Helicopter for transportation after the transfer of ownership.

8.4.2 Products other than Helicopters

The transfer of ownership of any Products other than Helicopters shall take place:

- at the Seller's facility, at the time of their collection by the forwarding agent appointed by the Customer, or

- in case of Products delivered CIP or DAP, at the mentioned delivery place, and shall be subject to the prior performance by the Customer of its obligations in particular the full payment of the delivered Products and interest, if any.

As a result, should the Customer fail to pay according to the contractual payment terms, the Seller reserves the right to terminate the Contract through notification sent by registered letter and, if the Products are already delivered, to demand that said Products be returned.

If the laws of the country where the Products are delivered do not allow the Seller to regain ownership, the Seller shall be entitled to benefit from any other rights that such laws may confer. The Customer shall implement all measures necessary to protect the Seller's aforementioned rights. In all cases, this will not prevent the Seller from claiming any damages.

Risk of loss or damage to the Products is transferred to the Customer at the time of delivery of the Products by the Seller as determined by the agreed Incoterms® 2010.

8.5 Adherence to the delivery date

Adherence to the delivery date is conditioned upon the Customer fulfilling all of its contractual obligations.

9 - WARRANTY

9.1 General

The Seller warrants that the Products and Services provided, except the turbine engine(s), specific equipment with a STC mentioned in the Contract (if any) and MEGHAS avionics equipment, are free from defects in material and workmanship under normal use and service and that software identified in the applicable Helicopter specification substantially provides the functions set forth in the said specification or in the applicable SB.

The turbine engine(s) as well as the MEGHAS avionics equipment installed in the Helicopter and STCs equipment identified in the Purchase Order are covered by the warranty granted by the manufacturers of these items (Safran Helicopter Engines, Pratt & Whitney and Thales and the STC holder), the benefits of which the Seller hereby assigns on to the Customer who hereby acknowledges and accepts such assignment.

As soon as possible but no later than fifteen (15) calendar days after the discovery of a defect, the Customer shall furnish to the Seller, by using a warranty claim form provided by the Seller, the full details of its claim and the basis thereof. As soon as it receives the said form, the Seller will forward to the Customer a warranty claim acknowledgment and a RMA form. Within fifteen (15) calendar days following the receipt of such documents the Customer shall return the allegedly defective Parts to the Seller. If the Customer fails to return the allegedly defective Parts in due time, the Seller reserves the right to invoice the replacement Parts which have been ordered or produced for the Customer at the price stated in the relevant Seller's price list in force, or in the relevant Quotation.

The Seller will compensate reasonable transportation costs outbound from the Customer premises to the Seller's premises for the repairable Parts for which the benefit of the warranty has been granted by the Seller. The Customer shall send the invoice to the

Seller by the end of each quarter and in any case not later than three (3) months after the acceptance by the Seller of the warranty claim. Corresponding credit notification will be issued on a quarterly basis by the Seller and shall be applicable to Spare Parts and/or R&O invoice(s). Insurance, customs expenses and other charges as well as the expenses incurred by the Customer for the removal, re-installation, calibration and troubleshooting operations with respect to such Parts shall be borne by the Customer.

However, during the first year of the warranty of a new civil Helicopter (except H215 one), for each valid warranty claim, the Seller will compensate in kind the Customer for reasonable labour charges related to warranty issues on the basis of removal and re-installation of the concerned Part(s) (troubleshooting excluded). These labour charges flat rates in force are defined by the Seller per category and are available to the Customer on request. Such compensation shall be cumulated on a monthly basis under the form of a credit which shall be valid for one (1) year and shall be used by the Customers for paying ordered Spare Parts. If applicable, the Customer hereby authorizes the Seller to grant the credit to the company who manages and performs the warranty claim on its behalf for the final benefit of the said Customer.

Said credit(s) shall not apply in case of Customer's default, such as, but not limited to, late payment and payment failure. For Parts for which the benefit of the warranty has been granted by the Seller, the return transportation costs to the Customer premises shall be borne by the Seller.

The warranty exclusions are as follows:

- Parts and any associated costs incurred for scheduled maintenance, or
- if the Customer has failed to notify the Seller of its warranty claim within two (2) weeks from the failure occurrence date, or
- if the supply and/or any part thereof is stored, freighted, operated, maintained, installed, repaired or overhauled otherwise than in accordance with the manuals, documentation and instructions delivered by the Seller, or
- in the event that maintenance activities have not been properly entered in the appropriate logbook (or in case of failure to produce the logbook to the Seller if so requested), or
- if the defective Product or any part thereof has been repaired or altered otherwise than as instructed by the Seller or its subcontractors/suppliers, or
- if the Product or any part thereof has suffered an accident, or
- in the event of a defect that is the result of normal wear and tear, or
- if the Product has not been delivered by the Seller, or
- if such Product or any part thereof is not properly stored and protected in accordance with instructions delivered by the Seller, or
- if the defect is partly or wholly caused by a defective item not provided by the Seller, or
- if the software or the host media is exposed to any computer virus or to any conditions in excess of those published in the applicable manuals, documentation and instructions delivered by the Seller, as well as any alteration and/or modification not validated by the Seller, having an impact on the software, or
- normal wear and tear of item(s) such as, but not limited to, seals, tires, inner tubes, bulbs, packings and similar consumables parts. The warranty is granted to the Customer personally.

As a consequence, should the Customer sell a Helicopter during the warranty period, it undertakes to notify the Seller of the new owner's name at the time of the transfer of title. Notwithstanding, any request for warranty transfer to any third party within the six (6) months following the Helicopter's delivery is subject to the prior written consent of the Seller. Should the Customer want the warranty to be managed by a third party, it shall then provide the Seller with a power of attorney authorizing the said third party to act on its behalf. The warranty constitutes the Seller's sole liability in case of breach of the warranty obligation, and is exclusive and in lieu of any other warranty or remedy available under the Contract or at law.

9.2 Warranty period

The Seller's obligation under the warranty is limited to the repair - or replacement at

the Seller's discretion - of the allegedly defective Products or Services that have been returned to its facility and, at the time of any repair or replacement have been recognized by the Seller after expert investigation as defective. To be eligible under this warranty, the alleged failure must have occurred within the time-limits mentioned here-after:

- For new civil Helicopter(s) (except H215 one) in baseline definition and installed optional equipment:
 - Within two thousand (2,000) flying hours or thirty six (36) months after their acceptance at the Seller's factory, whichever event occurs first.
- For Spare Part(s) and SB kit(s):
 - Within one thousand (1,000) flying hours or twelve (12) months from the time they are fitted to the Helicopters or twenty four (24) months after their delivery from the Seller's factory, whichever event occurs first.
- For tool(s):
 - Within twenty four (24) months after their delivery from the Seller's factory.
- For Training Item(s):
 - Within the twelve (12) months after their delivery from the Seller's factory.
- For repaired, overhauled and standard exchange Items, and used Part(s):
 - Within five hundred (500) flying hours or six (6) months from the time they are fitted to the Helicopters or twelve (12) months after their delivery from the Seller's site, whichever event occurs first. For repaired Item, the warranty is limited to the repair done and/or the Parts replaced.
- For tools repaired, overhauled or returned for calibration:
 - Within twelve (12) months after their delivery from the Seller's site.
- For workmanship:
 - Within five hundred (500) flying hours or six (6) months from the signature date of the acceptance certificate by both Parties, whichever event occurs first.
- Warranty periods in case of sale of pre-owned Helicopter(s) are defined in the relevant Specific Annex.

Software identified in the applicable Helicopter specification shall only be considered as non-conforming, if there are substantial deviations of the functions supported by software from the Helicopter specifications. The Seller will, at its sole discretion, remedy such non-conforming software for the considered Helicopter by providing a correction release of the software or by finding a reasonable workaround. The Customer shall supply the Seller with all necessary information and documentation in its possession, to enable the Seller to investigate and rectify such non-conforming software. The Seller warrants the software identified in the applicable Helicopter specification provided that the alleged warranty is notified by the Customer to the Seller within one hundred and eighty (180) calendar days from the date of delivery of the Helicopter to the Customer.

The warranty conditions for software embedded in the delivered Spare Parts or in the delivered repaired/overhauled/ standard exchange Item shall be the ones applicable to the software delivered with the Helicopter, as mentioned in the previous paragraph.

Any SaaS, including any and all of their supporting elements and content, are provided "as is" and "as available". The warranty period on the repaired or replaced part(s) shall be the warranty period that was remaining on the respective defective part. The part(s) removed for which the Seller supplies a replacement part(s) shall become the property of the Seller.

9-3 German legal warranty

For Contracts governed by German law, the German legal warranty (Sachmängelhaftung) supersedes the standard warranty conditions described here above for the first twelve (12) months. During this period, and provided that the German legal warranty is applicable, the Seller may elect to repair or replace the defective Products.

10 - CONFIDENTIALITY

During the performance of the Contract, the proprietary information of the Parties shall be protected as follows: the term "Proprietary Information" shall mean any information or data in whatever form (either in writing or orally, subject to the conditions set forth hereinafter, and including but not limited to any written or printed documents, samples,

models or any means of disclosing such Proprietary Information that the disclosing Party may elect to use during the life of the Contract), disclosed by either Party to the other and which is designated as proprietary to the disclosing Party by an appropriate stamp, legend or any other notice in writing, or when disclosed orally, has been identified as proprietary at the time of disclosure and has been promptly (thirty (30) calendar days at the latest) confirmed and designated in writing as Proprietary Information of the disclosing Party.

The receiving Party hereby covenants that, from the effective date of the Contract, the Proprietary Information received from the disclosing Party shall:

- a) be protected and kept in strict confidence by the receiving Party, which must use the same degree of precaution and safeguards as it uses to protect its own Proprietary Information of like importance, but in no case any less than reasonable care; and
- b) be only disclosed to and used by those persons within the receiving Party's organization who have a need to know and solely for the purpose specified in the Contract; and
- c) not be used, in whole or in part, for any purpose other than the purpose of the Contract without the prior written consent of the disclosing Party; and
- d) neither be disclosed nor caused to be disclosed, whether directly or indirectly to any third party or persons other than those mentioned in subparagraph b) above; and
- e) neither be copied nor otherwise reproduced nor duplicated, in whole or in part, where such copying, reproduction or duplication has not been specifically authorized in writing by the disclosing Party.

Any Proprietary Information and copies thereof disclosed by either Party to the other shall, subject to any third party rights, remain the property of the disclosing Party and shall be immediately returned by the receiving Party upon request.

11 - INTELLECTUAL PROPERTY

The Seller retains all rights in respect of developments, inventions, know-how, production procedures and any intellectual property rights relating to the Products and/or Services.

Nothing in the SCS shall be construed as a legal transfer of or licence to (other than specified hereafter), any patent, utility or design model, copyright, trademark, know-how or other intellectual property right. Copying and/or reproducing and/or communication and/or transmission to a third party of Seller's Products or Services or technical information or publications or training manuals, either wholly or partially, without the Seller's written express approval is strictly forbidden (except for the copying by the Customer of technical documentation provided by the Seller exclusively for the purposes of operation and maintenance of the Helicopters by the Customer).

The Seller grants the Customer a non-exclusive, non-transferable licence to use

- a SaaS for the purposes of operating and/or maintaining helicopters and/or
- the executable form of the software on the related Product, for the purposes of operating the Helicopters.

This licence does not entitle the Customer to receive free of charge updates of such software. The Customer shall not decompile, disassemble, modify, reverse assemble, reverse engineer or reduce to human readable form, the software and/or any SaaS except to the extent the foregoing restriction is, by operation of applicable law, prohibited or of no effect.

12 - LIABILITY

Notwithstanding any provision to the contrary in the Contract or elsewhere, the total and cumulated liability of the Seller under the Contract, due to any and all causes whatsoever, whether based on breach of contract or in tort or otherwise, shall in no event exceed in aggregate an amount equivalent to ten per cent (10%) of the total net Contract price.

The above limitation shall not apply in the event of gross negligence, wilful misconduct, death or bodily injury. Each Party shall be responsible for death or bodily injury arising to its own personnel, whatever the cause. The Parties therefore waive the right to any claim against the other in this respect, except if such death or bodily injury is caused by the gross negligence or wilful misconduct of the other Party.

In no event shall the Parties be liable for any indirect, consequential, incidental, special or punitive damages of any kind, including, but not limited to, damages for any loss of use or profit, loss of assets, loss resulting from business disruption, loss of goodwill or loss of contractual opportunity by the other Party.

To the extent permitted at law, the Seller's obligations and liabilities and the Customer's

rights and remedies as set forth in the Contract are exclusive and are in replacement of any and all other remedies under law or otherwise.

13 - FORCE MAJEURE AND EXCUSABLE DELAY

13.1 Force majeure

The Seller shall not be held responsible for failure to perform or delay in performing any of the contractual obligations of the Contract if such failure or delay is due to, but not limited to:

- acts of God, war, insurrection, epidemics, sabotage, labour disputes, strikes, lock-outs, shortages of labour, interruption or delays in transportation, fire, explosion, equipment or machinery breakdown, failure or delays of the Seller's sources of supply, shortage in material or energy, or
- acts, orders or priorities resulting from any government action, national or international authorities, or
- acts caused by any supplier or subcontractor of the Seller (or lower level subcontractor or supplier), or
- a bankruptcy or insolvency event concerning any supplier or subcontractor (or lower level subcontractor or supplier), or
- any other case beyond the reasonable control of the Seller.

For the avoidance of doubt, the delay or absence of payment by the Customer cannot be considered by it as a case of force majeure. In case of force majeure, the contractual delivery date shall be extended by such period of time reasonably required to remove and/or overcome the event of force majeure and its effects.

13.2 Excusable delay

Any postponement of the contractual dates due to the following causes shall not constitute a delay:

- a) BFE/CFE not delivered according to the schedule stated in the Contract or found defective and which consequently requires to be replaced by the Customer or,
- b) Changes or additions to the Contract requested by the Customer or,
- c) Any failure or omission by the Customer to perform its obligations set forth in the Contract.

Any additional costs incurred by the Seller as a result of the occurrence of one of the above events shall be invoiced by the Seller and paid by the Customer over and above the Contract Price.

14 - TERMINATION

14.1 Extraordinary termination

Each Party may immediately terminate or reduce the scope of the Contract by notice in writing to the other Party if:

- A petition is filed, a notice is given, a resolution or a court order is passed in connection with the winding up of the other Party, or
- The other Party becomes bankrupt or insolvent.

14.2 Termination for default

A Party may terminate all or part of the Contract for default of the other Party in the event that the other Party persistently fails to perform its obligations and despite the non-defaulting Party having notified by acknowledgment of receipt the defaulting Party to take adequate corrective measures and provided no such measures have been proven to have been taken within a period of two (2) months, following the above notice. The termination shall occur without any specific formality other than the above notice.

In the case of termination for default, the following shall apply:

- In case of default of the Customer:

a) the Customer shall reimburse the Seller for all costs (including but not limited to raw materials, labour, overhead, storage and financial fees) incurred by the Seller or which the Seller could not avoid incurring (including termination indemnities, if any, under the contracts between the Seller and its subcontractors or suppliers or under the second level contracts or subcontracts),

b) the Customer shall pay to the Seller a termination indemnity equal to ten per cent (10%) of the contractual price as well as an indemnity equal to the damages sustained by the Seller,

c) the Customer shall indemnify the Seller in case other remedies are available by the Customer under the Contract, than those mentioned under paragraphs a) to b) above, and

d) the Seller shall be entitled to retain any payments already made by the Customer, until an agreement is found on the above or the dispute resolution has been implemented and a decision has been taken in consequence.

- In case of default of the Seller:

a) the Seller shall be entitled to deliver the remaining non-faulty Products and render the remaining non-faulty Services, and shall be paid the corresponding price thereof,

b) the Seller shall return to the Customer all the BFE/CFE remaining in its premises, once the Products are delivered and/or the Services are rendered,

c) the Seller shall refund the Customer, the amount of the down payment which refers to the unfulfilled part of the Contract, and

d) the Customer shall possibly apply the liquidated damages, if any.

14.3 Termination for force majeure

13.1 which lasts more than six (6) consecutive months, the Parties shall meet in order to determine under which conditions they wish to pursue the Contract or if they do not reach an agreement within a one (1) month period, either Party shall be entitled to terminate the Contract, without being entitled to claim for any damages or compensation in any form whatsoever from the other.

15 - APPLICABLE LAW AND DISPUTE RESOLUTION

The Contract shall be governed by German law for the sale of Products and/or Services by Airbus Helicopters Deutschland GmbH and by French law for the sale of Products and/or Services by Airbus Helicopters. Irrespective of the applicable law, the United Nations Convention for the international sale of goods is excluded.

The Parties shall attempt to amicably settle any dispute, controversy or claim arising out of or in connection with the Contract. If two (2) months after the occurrence of such dispute, controversy or claim, the Parties have failed to reach an agreement, then the dispute, controversy or claim, depending on the contractual aggregate amount shall be settled as follows:

- A dispute will be finally settled under the rules of arbitration of the International Chamber of Commerce (ICC) by three (3) arbitrators appointed in accordance with the said rules.

- In the specific case of a dispute of which the aggregate amount does not exceed ten million (10 000 000) Euros, the Parties agree to opt for a fast track arbitration process in accordance with the ICC rules.

The place of arbitration shall be Geneva (Switzerland) and the language of the arbitration shall be English.

However, in all cases, should the Seller elect to choose a local court jurisdiction due to arbitration not being adapted to the specific nature of the dispute, in particular the need for immediate injunctive relief or to recover sums due, then such local court will be competent to settle the dispute. The Parties hereby consent and agree to be subject to the jurisdiction of the aforesaid courts and/or arbitration and, to the greatest extent permitted by the applicable law, the Parties hereby waive any right to seek to avoid the jurisdiction of the above courts on the basis of the doctrine of forum non conveniens.

Unless otherwise agreed by both Parties, the fact that any dispute has been referred to arbitration pursuant to this article shall not relieve either Party from any of its obligations

as set out in the Contract.

16 - DATA EXCHANGE

16.1 General

In order to improve the Products, their reliability and availability and the Customer services, the Seller has set up a data exchange process based on maintenance and operational data coming from the Customer's helicopters in service. The Data will notably consist of:

- Helicopter data generated by on-board recording systems,

- information system data, such as maintenance, operation, logistics and airworthiness data and

- data loaded to, transmitted by and/or stored as well as data generated by the SaaS as a result of the use of the SaaS.

For these purposes, the Customer, or its designated entity for operations and/or maintenance, hereby authorizes the Seller on a free and non-exclusively basis:

- to collect such Data.

- to use the Data to create processed data (Data which is reconciliated, enriched, qualified and selected by the Seller)

- for the Seller's and its Customer Centers' use,

- for the use of the engine manufacturer and the Seller's main suppliers bound by confidentiality obligations,

- for the Customer's use subject to a specific agreement,

Such use of the processed Data shall be for the purpose of, but not limited to, current business activities such as trend monitoring, benchmarking, data mining, performance calculation, statistical or predictive analysis, data aggregation, report issuance, studies, summaries, analyses, reports or oral discussions thereof.

The processed Data are de-identified and anonymized, not enabling to identify the Customer and/or its designated entity.

As applicable, the Customer shall cause its designated entity for operations and/or maintenance to abide by the provisions of this article 16.

16.2 Data confidentiality and intellectual property

The Parties agree that any and all Data disclosed by the Customer or its designated entity to the Seller shall be deemed confidential. Nevertheless, after achievement of the de-identification process, the outcome of analysis, studies, statistics, results performed by the Seller and based on such Data shall not be deemed confidential anymore, therefore the Seller shall be entitled to use it in the conditions defined in the foregoing paragraph.

The Seller owns all foreground intellectual property based on such Data exchange notably with regards to the processed Data, the result of any and all analysis, studies or statistics performed by the Seller.

Notwithstanding the confidentiality obligations here above, the Seller may disclose the Data

- to the Seller's officers, employees, professional advisers, insurers, agents, subcontractors and suppliers who have a need to access the Data for the performance of their work with respect to the permitted purpose and who are bound by a written agreement or professional obligation to protect the confidentiality of the Data.

- to any governmental agency or judge legally authorized to have access to the Data.

16.3 Data related liability

Notwithstanding anything to the contrary in the Contract, the Seller or its Customer Centers shall not be liable toward the Customer or its designated entity in the frame of the analysis of the Data and/or in connection with the Customer's helicopter maintenance, repair and flight operations as a result of the disclosure of confidential information by the Customer or its designated entity to the Seller or its Customer Centers or as the result of any exchange or analysis of information collected through the process.

17 - MISCELLANEOUS

These SCS along with the applicable Specific Annex(es) and Purchase Order (or Order) constitute the entire agreement between the Seller and the Customer. They supersede all previous communications and/or agreements either oral or written, between the Seller and the Customer with respect to the Products or Services.

In the event that one (1) or more of the articles provided for in these SCS is deemed invalid or unenforceable, the remaining provisions shall remain entirely valid and applicable.

English shall be the language of the Contract. Both Parties shall use English as the language to exchange, issue and deliver information, documentation and notices, and any related documents excluding those documents which might be produced by a governmental institution in the local language.

In the Contract, unless the contrary intention appears:

- headings are for the purpose of convenient reference only and do not form part of the Contract;

- where the last day of any period prescribed for the doing of an action falls on a day which is not a working day in the country of the applicable law, the action shall be done no later than the end of the next working day.

In case of any contradictions and discrepancies between the parts of the Contract, precedence shall be given in the following decreasing order:

- 1) Purchase Order, Order or Order Confirmation (as applicable)
- 2) Present SCS
- 3) Specific Annex(es)
- 4) Other Annexes and/or appendices in their order of appearance.

The provisions of the confidentiality, intellectual property, liability, applicable law and dispute resolution articles of the Contract shall survive and continue to have effect after the termination or expiry for any reason whatsoever of the Contract, and for a period of thirty (30) years thereafter.

No term or provision hereof will be considered waived by either Party, and no breach excused by either Party, unless such waiver or consent is in writing and signed by the Party against whom the waiver is asserted. No consent by either Party to, or waiver of, a breach by either Party, whether express or implied, will constitute a consent to, waiver of, or excuse of any other, different or subsequent breach by either Party.

The relationship between the Seller and the Customer is solely that of purchaser and seller. No joint venture or partnership is intended nor will any be construed from the Contract. Neither Party will have the authority to enter into contracts on behalf of or bind the other in any respect.

The Customer shall not be entitled, without the prior written consent of the Seller, to assign or transfer to a third party all or part of the rights and obligations under the Contract..

STANDARD CONDITIONS OF SALE SPECIFIC ANNEX APPLYING TO THE SALE OF SPARE PARTS

B1 - GENERAL

This Specific Annex is applicable to sale of Spare Parts, including tools, SB kits and STCs performed by the Seller to any Customer in order to maintain and/or operate Helicopters.

B2 - DELIVERY AND INCOTERMS

Unless the Contract stipulates another Incoterm, Spare Parts shall be delivered packed Free Carrier (FCA) Incoterms® 2010 at the Seller's site or logistic platform as specified in the Purchase Order.

In case of unavailability of the Spare Parts or of raw material, the Seller shall be entitled to make partial deliveries.

B3 - AOG PURCHASE ORDERS SPECIFICITIES

B3-1 Planned Purchase Orders

Purchase Orders of Spare Parts shall be considered as planned Purchased Orders if the requested delivery date is above two (2) weeks from the date of receipt by the Seller of a valid Customer's Order (Order Date), under FCA Incoterms® 2010 defined in Article B2. In case of complete or partial modification of the Order, the date of receipt shall be updated accordingly.

For each Order line of any planned and confirmed Purchased Orders, the Seller shall commit on delivery performance, except for critical part(s) as mentioned in the Order Confirmation. In case of late delivery, the Seller will grant to the Customer a credit under the conditions defined hereafter:

- If the Spare Part(s) ordered is(are) "on collection" as identified in the Seller's price list in force and is(are) delivered by the Seller after the delivery date requested by the Customer, the credit per delayed Spare Part shall depend on the timeframe between the requested delivery date and the Order Date, under FCA Incoterms® 2010 defined in Article B2, as follows:

- Timeframe of fifteen (15) calendar days up to thirty (30) calendar days: eight (8) per cent of the invoiced value of the Spare Part; the total credit per Order's line shall not exceed four thousand (4 000) euros;
- Timeframe of thirty one (31) calendar days up to sixty (60) calendar days: twelve (12) per cent of the invoiced value of the Spare Part; the total credit per Order's line shall not exceed six thousand (6 000) euros;
- Timeframe of more than sixty one (61) calendar days: sixteen (16) per cent of the invoiced value of the Spare Part; the total credit per Order's line shall not exceed eight thousand (8 000) euros.

If the Spare Part(s) ordered is(are) "on demand" as identified in the Seller's price list in force, the Seller shall propose a delivery date and commit on it in the Order Confirmation. If the Seller delivers the Spare Part(s) on demand after the said committed delivery date, the credit per delayed Spare Part shall equal to sixteen (16) per cent of the invoiced value of the Spare Part; the total credit per Order's line shall not exceed eight thousand (8 000) euros.

- The credit shall not apply in case of an event disrupting the logistic flow for reasons not attributable to the Seller.

- The eligible credits shall be cumulated from 1st of January to 31st December of year n and the related total amount will be then granted under the form of a credit which shall be valid from 1st of April until 31st December of year n+1 and shall be used by the Customers for paying ordered Spare Parts. Said credit shall not apply in case of Customer's default, such as, but not limited to, late payment and payment default.

If the Contract stipulates another Incoterm than FCA Incoterms® 2010, the conditions for allocating the credit are subject to adjustments and shall be agreed between the Parties.

B3-2 Rush Purchase Orders

The Rush Purchase Order is an Order with a requested delivery time below two (2) weeks from the date of its receipt by the Seller, the Customer not being in AOG situation.

B3-3 AOG Purchase Orders

To guarantee an efficient service to the Customer and respond quickly to any situation where the Customer's Helicopter is AOG, the Seller provides a twenty four (24) hours a day/seven (7) days a week AOG service. The AOG service is available for Orders of Spare Parts which are essential to put a Helicopter back into service or to enable it to perform its mission.

Any Spare Parts listed in the Seller's illustrated Parts catalog can be ordered by the Customer via AOG service, except main assemblies, raw materials, ingredients and hazardous materials. The AOG service is provided to the Customer at the price stated in the relevant Seller's price list in force or in the relevant Quotation plus a surcharge fee of three hundred (300) euros (excluding transportation) charged per confirmed AOG Order. A flat rate for transportation cost will be added to the price of Spare Parts.

The Customer shall also mention in writing regarding any AOG Order placed to the Seller, the following information:

- Part number/ nomenclature
- Failure description and reason of removal
- Quantity required for the specific AOG
- Ship to address

The Seller, by sending an Order Confirmation, shall confirm in writing to the Customer the price and the delivery time within twelve (12) hours after receipt of the Customer's Order.

The Spare Parts already available in the Seller's inventory upon receiving the Order from the Customer will be delivered packed Carriage Insurance Paid (CIP) Incoterms® 2010 to the nearest international airport to the Customer and within seventy two (72) hours after receipt by the Seller of the Customer's Order, depending on the delivery location.

The Customer may order in AOG the concerned Spare Parts in accordance with the quantity fitted on the Helicopter. If several line items are ordered, the Seller has the right to make partial deliveries, depending on the availability of the Spare Parts.

The Customer shall check the Spare Parts provided in AOG conditions, notify any recognisable defects in a documented registered letter within forty eight (48) hours as from the date the Spare Parts have been received by the Customer and place them at Seller's disposal.

B4 - SB kit and STC

Unless otherwise specified, the kits originated from SB or STC modification are defined on the basis of the "as-delivered" configuration (i.e. the configuration of the Helicopter at the time of transfer of title from the Seller to the original customer). It is the responsibility of the Customer to make sure that the actual configuration of the Helicopter corresponds to the pre-mod configuration of the relevant SB or STC installation instruction. Any deviation of the actual configuration that requires the amendment of the SB or the STC installation instruction shall be charged to the Customer on a time and material basis.

Unless otherwise specified, the STC is sold to the Customer with the certification(s) as listed in the catalog and specified in the offer. It is the responsibility of the Customer to make sure that such certification(s) are acceptable to its competent airworthiness authority before the installation of the kit. The Seller will provide all reasonable support to the Customer for the additional certification or validation of the existing certification(s) at the latter's sole expense on a time and material basis.

The STC holder of the Product shall retain full responsibility for the type design definition its own Product (configuration, definition, necessary changes and continuing airworthiness). The Seller does not warrant the compatibility of the STC with future mandatory or non-mandatory modifications.

Contacts

For more information, please contact:

marketing-services.helicopters@airbus.com

Quotations and sales

support.trading.ah@airbus.com

AIRBUS

Airbus

Aéroport International Marseille Provence

13725 Marignane Cedex - France

©Airbus 2020 - All rights reserved. Airbus, its logo and product names are registered trademarks.

Airbus Helicopters reserves the right to make configuration and data changes at any time without notice. The facts and figures contained in this document and expressed in good faith do not constitute any offer or contract with Airbus Helicopters.

Concept design by Kaiman
Photos by DR - © Airbus Helicopters

Printed in France

Printed on PEFC certified paper originating from sustainable forests.

Tools & Ground Support Equipment 2020